




# Sewer System Management Plan

2025 SSMP Update

Santa Fe Springs / Los Angeles County  
Public Works

*Los Angeles, California*  
FINAL - October 30, 2025



## Contents

1	Goal and Introduction .....	1
1.1	Regulatory Context.....	1
1.2	SSMP Goal and System Management Objectives .....	4
1.3	SSMP Update Schedule.....	5
1.4	Sewer System Asset Overview .....	8
1.4.1	Access to Up-to-Date Mapping .....	13
1.5	SSMP Overview .....	13
2	Organization .....	14
2.1	Overview.....	14
2.2	Authorized Representatives .....	16
2.3	Positions Responsible for Implementing Specific SSMP Elements .....	19
2.3.1	Positions Responsible .....	19
2.3.2	Lines of Authority.....	20
2.4	Spill Reporting Chain of Communication .....	22
3	Legal Authority .....	24
3.1	Overview.....	24
3.2	Authority to Prevent Illicit Industrial Waste Discharges into the Collection System.....	26
3.2.1	Prevention of Illicit Discharge of FOG .....	26
3.2.2	Prevention of Illicit Discharge of Infiltration/Inflow.....	26
3.3	Authority to Collaborate with Storm Sewer Agencies .....	27
3.4	Authority to Require Proper Design and Construction of Sewers .....	27
3.5	Authority to Ensure Access to Publicly Owned Portion of Lateral .....	27
3.6	Limit the Authority to Discharge of FOG and other Debris.....	27
3.7	Authority to Obtain Easement Accessibility Agreements When Applicable .....	28
4	Operation and Maintenance Program .....	29
4.1	Up-to-Date Map of the Collection System.....	29
4.1.1	Procedures for Maintaining and Providing Access to Water Boards Staff.....	29
4.1.2	Availability of Up-to-Date Mapping to Support Collection System Management .....	32
4.2	Preventive Maintenance Program.....	33
4.2.1	CCTV Inspection .....	33
4.2.2	Sewer Line and Manhole Visual Inspection .....	34
4.2.3	Gas Trap Manholes and Siphons.....	34
4.2.4	Drop Manholes .....	34
4.2.5	Sewer Line Cleaning .....	34
4.2.6	Root Foaming.....	34
4.2.7	Periodic Maintenance.....	34
4.2.8	Vermin and Odor Control .....	34
4.2.9	Treatment Plants and Pumping Stations.....	35
4.3	Scheduling and Data Collection .....	35
4.4	Training.....	35
4.5	Equipment Inventory .....	36

Sewer System Management Plan  
Santa Fe Springs /Los Angeles County Public Works

5	Design and Performance Provisions.....	38
5.1	Design and Construction Standards and Specifications.....	38
5.2	Procedures and Standards for Inspecting and Testing System Improvements.....	38
6	Spill Emergency Response Plan.....	40
6.1.1	Pre-Planned Coordination with Other Agencies or Departments.....	40
7	Sewer Pipe Blockage Control Program.....	41
7.1	Program Overview.....	41
7.2	Implementation Plan and Schedule for Public Outreach.....	43
7.2.1	Summary of Outreach Activities.....	43
7.2.2	Plan and Schedule of Events.....	44
7.3	Plan and Schedule for Disposal of FOG.....	44
7.4	Authority to Prohibit FOG Discharges and Identify Measures to Prevent FOG Spills.....	44
7.4.1	Authority.....	44
7.4.2	Preventative Measures.....	45
7.5	FOG Program Requirements and Design Standards.....	45
7.5.1	Requirements to Install Grease Removal Devices.....	45
7.5.2	Design Standards for Grease Removal Devices.....	46
7.5.3	Maintenance Requirements.....	46
7.5.4	Best Management Practices Requirements.....	47
7.5.5	The Pretreatment Guidelines for Restaurants and Food Service Operations provide guidelines and best management practices for selecting and installing pretreatment devices. These guidelines outline the installation requirements for grease interceptors and offer a list of alternative pretreatment devices that can be used in lieu of a grease interceptor.....	47
7.5.6	Record Keeping and Reporting Requirements.....	48
7.5.7	Procedures.....	48
7.6	Inspection and Enforcement Program.....	49
7.6.1	Authority to Inspect Grease Producing Facilities.....	49
7.6.2	Authority to Enforce.....	49
7.6.3	Resource Plan to Inspect and Enforce.....	49
7.7	Maintenance Program to Address FOG Issues.....	50
7.8	Implementation of Source Control Measures to Address FOG Issues.....	50
7.8.1	Summary of Source Control Measures.....	50
7.8.2	Summary of Source Control Program Enforcement.....	50
8	System Evaluation, Capacity Assurance and Capital Improvements.....	51
8.1	System Evaluation and Condition Assessment.....	51
8.1.1	Best Practices and New Technology.....	51
8.1.2	Amount of System Condition Assessment.....	51
8.1.3	Inspection and Condition Assessment Prioritization.....	51
8.1.4	Inspection Methods.....	52
8.1.5	Utilizing Observations for Condition Assessment.....	52
8.1.6	Inspection and Assessment Recordkeeping.....	52
8.1.7	Assessing Assets Vulnerable to Climate Change.....	53
8.2	Capacity Assessment and Design Criteria.....	53
8.2.1	Gravity Facilities.....	53
8.2.2	Pressure Facilities.....	54
8.2.3	Infiltration and Inflow.....	55
8.2.4	Erosive Forces in Canyons and Streams.....	55
8.2.5	Design Flow and Weather Events.....	55
8.2.6	Capacity Assessment Data.....	55

Sewer System Management Plan  
Santa Fe Springs /Los Angeles County Public Works

8.2.7	Capacity Enhancement Plan .....	55
8.3	Prioritization of Corrective Actions .....	56
8.4	Capital Improvement Plan .....	56
8.4.1	Accumulative Capital Outlay Program .....	57
8.4.2	Joint Coordination and Interagency Coordination .....	57
9	Monitoring, Measurement and Program Modifications .....	58
9.1	Maintenance of Information to Prioritize SSMP Activities .....	58
9.2	Monitoring of Implementation and Effectiveness of the SSMP .....	60
9.3	Program Audits .....	60
9.4	Assessment of Preventative Maintenance Program .....	60
9.5	Identification and Illustration of Spill trends .....	60
9.6	Approach to Program Modifications and Plan Updates .....	61
10	SSMP Program Audits .....	62
10.1	Schedule of Program Audits and Updates .....	62
10.2	SSMP Audit Process .....	63
10.3	SSMP Audit Report .....	63
10.4	Audit Implementation and Tracking of Results .....	63
11	Communication Program .....	65
11.1	Procedures to Communicate with Public for Spills and Discharges .....	65
11.2	Procedures for General Communication with Public on SSMP .....	65
11.3	Procedures to Communicate with Connecting Systems and Contract Agencies .....	66

### Tables

Table 1-1:	Summary of General Order Requirements .....	1
Table 1-2:	LACPWs Sewer-Related Services to the 38 CSMD Cities <sup>1</sup> .....	3
Table 1-3:	SSMP Audit and Update Schedule .....	5
Table 1-4:	Planned SSMP Implementation Milestones Addressing Prevention of Sewer Spills .....	7
Table 2-1:	Collection Systems Operated, Maintained and Managed by Sewer Maintenance Division .....	17
Table 2-2:	Positions Responsible for SSMP .....	19
Table 3-1:	Summary of Legal Authorities Relating Legal Authority Element of General Order .....	25
Table 3-2:	Summary of Legal Authorities Relating Sewer Pipe Blockage Control Program Element of General Order .....	25
Table 4-1:	Summary of Training Program .....	36
Table 4-2:	List of Major Equipment .....	37
Table 6-1:	Spill Emergency Response Plan General Order Compliance .....	40
Table 7-1:	Number of FSEs per City/Area .....	42
Table 8-1:	ACO Program Contract List .....	57
Table 9-1:	Information Systems Relevant to SSMP Implementation and Monitoring .....	58
Table 10-1:	SSMP Audit and Update Schedule .....	62

## Figures

Figure 1-1: City and CSMD Service Area Map .....	11
Figure 2-1: City and LACPWs Organizational Chart.....	20
Figure 2-2a: SMD Organizational Chart.....	21
Figure 2-2b: City Organizational Chart .....	21
Figure 2-3: Spill Reporting Chain of Communication – Normal Business Hours.....	22
Figure 2-4: Spill Reporting Chain of Communication – After Hours .....	23
Figure 4-1: Sewer Network Map .....	30
Figure 4-2: Sewer Plans Webpage .....	31
Figure 4-3: Operations Map Overview Map .....	32

## Appendices

Appendix A1 - Governing Board Approval
Appendix A2 – State Water Resources Control Board - General Order for Sanitary Sewer Systems
Appendix A3 – Asset Summary Per Collection System
Appendix B1 – List of Staff Responsible for Implementing Specific Elements of the SSMP
Appendix B2 – City and Sewer Maintenance Division Staff Contact Sheet
Appendix C – Not Used
Appendix D – LACPWs Field Operations Yard and Pump Station Map
Appendix E – Not Used
Appendix F – Spill Emergency Response Plan
Appendix G – IDWP Conditions and Limitations
Appendix H – Not Used
Appendix I – Not Used
Appendix J – Not Used
Appendix K – Not Used

## Acronyms

Acronym	Definition
ACO	Accumulative Capital Outlay
BMP	Best Management Practices
BSD	Building and Safety Division
CCTV	Closed Circuit Television
CAD	Computer-Aided Design and Drafting
CALOSHA	California Occupational Safety and Health Administration
CAP	Condition Assessment Program
CIP	Capital Improvement Plan
CIPP	Cured-In-Place Pipe
CIWQS	California Integrated Water Quality System
CGRG	Community and Government Relations Group
CS	Collection System
CSMD	Consolidated Sewer Maintenance District
CWEA	California Water Environment Association
EPD	Environmental Programs Division
FOG	Fats, Oils, and Grease
FSE	Food Service Establishment
GI	Grease Interceptor
GIS	Geographic Information System
GRD	Grease Removal Device
IBEW	International Brotherhood of Electrical Workers
I/I	Infiltration and Inflow
IWDP	Industrial Waste Disposal Permit
LACO	Los Angeles County Ordinance
LACPW	Los Angeles County Public Works
LACSD	Los Angeles County Sanitation Districts
LDD	Land Development Division
LRO	Legally Responsible Official
LVMWD	Las Virgenes Municipal Water District
MMS	Maintenance Management System
MSMD	Marina Sewer Maintenance Division
NASSCO	National Association of Sewer Service Companies
PACP	Pipeline Assessment and Certification Program
PM	Periodic Maintenance

Sewer System Management Plan  
Santa Fe Springs /Los Angeles County Public Works

Acronym	Definition
PMD III	Project Management Division III
SCADA	Supervisory Control and Data Acquisition System
SERP	Spill Emergency Response Plan
SMD	Sewer Maintenance Division
SSMP	Sewer System Management Plan
SWRCB	State Water Resources Control Board
WDR	Wastewater Discharge Requirements

*This page is intentionally left blank.*

# 1 Goal and Introduction

## 1.1 Regulatory Context

The City of Santa Fe Springs along with Los Angeles County Public Works (LACPW) has prepared this updated Sewer System Management Plan (SSMP) pursuant to the State Water Resources Control Board (SWRCB) December 6, 2022, Statewide Sanitary Sewer Systems General Order 2022- 0103-DWQ (General Order). This SSMP provides a management plan for Los Angeles County Department of Public Works (PW), which administers the following Sewer Maintenance Districts (Districts) in Los Angeles County responsible for operating and maintaining the collection systems:

- Consolidated Sewer Maintenance District (CSMD); and
- Marina Sewer Maintenance District (MSMD).

In addition, through service agreements, PW operates and maintains the collections systems for the Cities of Irwindale, West Hollywood, and Montebello.

This SSMP provides a management plan for Santa Fe Springs, which is part of the CSMD.

Table 1-1 summarizes the General Order requirements addressed by this SSMP<sup>1</sup>. These requirements are defined by General Order specifications and associated General Order attachments. All agencies that own and operate collection systems greater than one mile in length must comply with these requirements.

**Table 1-1: Summary of General Order Requirements**

Specification	Description	Linkage to SSMP
5.2 SSMP Development and Implementation	Requires development and implementation of a SSMP	Entire SSMP
5.3 Certification of SSMP and Plan Updates	Requires City to certify and upload the SSMP to CIWQS	Entire SSMP
5.5 Six-Year SSMP Update	Requires update of the SSMP every 6 years, at a minimum. Requires governing board approval of SSMP. Requires City to certify and upload SSMP to CIWQS.	Entire SSMP
5.6 System Resilience	Requires LACPW to include and implement system-specific procedures to proactively prioritize operations and maintenance, condition assessments and repair and rehabilitation to address system resilience	D.4 Operations and Maintenance D.8 System Evaluation, Capacity Assurance and Capital Planning
5.10 System Capacity	Requires City to maintain system capacity to convey dry weather and forecasted wet weather flows	D.8 System Evaluation, Capacity Assurance and Capital Planning

<sup>1</sup> Summarized from the SWRCB Order No. 2022-0103-DWQ Statewide Waste Discharge Requirements General Order for Sanitary Sewer Systems

**Table 1-1: Summary of General Order Requirements**

Specification	Description	Linkage to SSMP
5.19 Operation and Maintenance	Requires City and LACPW to maintain in good working order and operate as design any facilities, treatment or control systems design to contain and convey sewer.	D.4 Operations and Maintenance D.8 System Evaluation, Capacity Assurance and Capital Planning

This document serves as the 2025 update to the SSMP approved and adopted by the City Council at a public meeting. Appendix A1 includes documentation of approval by the Board. Appendix A2 includes the General Order.

The sewer-related services that the Districts provide vary from city to city depending on the service agreements. Table 1-2 summarizes the CSMD cities and the sewer-related services currently provided by the LACPW to each of the cities. LACPW applied for coverage under the reissued General Order for facilities it owns, and the CSMD member cities applied for coverage under the reissued General Order for facilities they own. LACPW and the member cities own the sewer mainlines and the point of connection to the sewer mainlines, but do not own any portion of the sewer lateral beyond the sewer connection.

LACPW, as operator of the CSMD and MSMD, prepares and updates the SSMP for activities LACPW performs for managing, operating, and maintaining sewer systems including the Districts. The cities, as well as the other County departments serviced by CSMD, as owners of their respective systems, are responsible for preparing and updating an SSMP specific to the collection system owned by those entities. Some cities within the CSMD have either adopted the Los Angeles County Code or have established local ordinances or resolutions governing the performance of items stipulated in the General Order. Cities are responsible for implementing the legal authorities required by the General Order. Cities also are responsible for conducting capacity studies of their collection system when necessary and correcting identified hydraulic deficiencies. The CSMD performs functions required by the General Order related to the operation and maintenance of sanitary sewer systems.

A pdf copy of this SSMP is available on the internet at:

LACPW: <https://dpw.lacounty.gov/sewer/ssmp.pdf>

Santa Fe Springs: [https://www.santafesprings.gov/departments/public\\_works/public\\_works\\_sewer\\_maintenance.php](https://www.santafesprings.gov/departments/public_works/public_works_sewer_maintenance.php)

Sewer System Management Plan  
Santa Fe Springs /Los Angeles County Public Works

**Table 1-2: LACDPW Sewer-Related Services to the 38 CSMD Cities<sup>1</sup>**

City	CSMD	ACO Program	Sewer Maintenance Agreement	Building and Safety	Industrial Waste	City Engineers
Agoura Hills	X	X			X	
Artesia	X	X		X	X	
Baldwin Park	X	X				
Bellflower	X	X			X	
Bell Gardens	X	X			X	
Bradbury	X	X				
Calabasas	X	X			X	
Carson	X	X			X	
Commerce	X	X			X	
Cudahy	X	X			X	
Diamond Bar	X	X			X	
Duarte	X	X			X	
Glendora	X	X				
Hawaiian Gardens	X	X			X	
Hidden Hills	X	X				
Industry	X	X		X		
Irwindale			X	X	X	
La Cañada Flintridge	X	X		X	X	
La Habra Heights	X	X				
Lakewood	X	X		X	X	
La Mirada	X	X		X	X	
Lawndale	X	X		X	X	
Lomita	X	X		X	X	
Maywood	X	X				
Montebello			X			
Palos Verdes Estates	X	X				
Paramount	X	X			X	
Pico Rivera	X	X			X	
Rancho Palos Verdes City/Central	X	X			X	
Rolling Hills	X	X		X		

**Table 1-2: LACDPW Sewer-Related Services to the 38 CSMD Cities<sup>1</sup>**

City	CSMD	ACO Program	Sewer Maintenance Agreement	Building and Safety	Industrial Waste	City Engineers
Rolling Hills Estates	X	X			X	
Rosemead	X	X			X	
San Dimas	X	X			X	
Santa Clarita	X	X			X	
Santa Fe Springs	X	X		X		
South El Monte	X	X				
Temple City	X	X		X	X	
Walnut	X	X			X	
Westlake Village	X	X		X	X	
West Hollywood			X		X	
<b>TOTALS</b>						

<sup>1</sup>Through the General Services Agreement, a city can request LACPW resources upon specific request. LACDPW currently provides at least some degree of service to all 88 cities in the County of Los Angeles.

## 1.2 SSMP Goal and System Management Objectives

The goal of the SSMP is to provide a plan and schedule to properly manage, operate, and maintain all parts of the collection system. This will help reduce and prevent spills, as well as mitigate any spills that do occur. The City and LACPW has adopted and is dedicated to achieving the following collection system management objectives:

- Proper operation, maintenance, and management of the Districts' sanitary sewer collection system facilities to reduce the frequency and severity of sewer spills and their potential impacts on public health, safety, and the environment.
- Prompt action when sewer spills occur to identify, contain, and remove the cause, promptly report the event to appropriate regulatory authorities, and ensure the public is adequately and timely notified.
- Document all sewer spills and system deficiencies and the remedial actions taken.
- Adequately train and equip the Districts' sewer system operators, employees, contractors, responders, or other agents to address a sewer spill event.
- Maintain and repair the Districts' sewer system to provide adequate capacity to convey base flows and peak flows while meeting or exceeding applicable regulations, laws, and generally accepted practices relative to sanitary sewer system operations and maintenance.

This SSMP documents how the City and LACPW's collection system practices are integrated toward the achievement of the City's and LACPW's objectives. The City's and

LACPW have identified the following actions to be taken under this SSMP to ensure the accomplishment of these goals:

- Conduct a planned and scheduled maintenance program that will minimize the risk and occurrence of sewer spills, in support of the SSMP goals.
- When sewer spills do occur, respond to the reported site in a timely manner and undertake feasible remedial actions to contain the spill to minimize impacts, including stopping the flow from reaching the storm drain, if possible.
- Stop the spill as soon as possible and limit public access to the spill area to prevent public contact with any wastewater contamination.
- Recover the spill to the extent feasible and return it to the sewer system and then clean up the contaminated area.
- Gather and compile all pertinent information regarding the spill event, investigate as necessary to determine probable cause, document findings, report to the appropriate regulatory agencies in a timely manner, and file the completed report.

### 1.3 SSMP Update Schedule

Pursuant to the General Order, CSMD conducts program monitoring and triennial audits of its SSMP, prepares SSMP updates, and implements planned activities to achieve the Santa Fe Spring's and LACPW's collection system program objectives. Santa Fe Spring's SSMP update was prepared upon completion of the most recent SSMP Program Audit, dated February 5, 2025, and LACPW's SSMP update.

The schedule for auditing and updating this SSMP is provided in Table 1-3. Element 10 of the SSMP includes a longer-term schedule for SSMP audits and updates.

Table 1-3: SSMP Audit and Update Schedule			
Activity	Collection System Name	SSMP Audit Due Date	SSMP Update Due Date
CSMD – City	Agoura Hills City	2/2/2025	8/2/2025
CSMD – City	Artesia City	2/2/2025	8/2/2025
CSMD – City	Baldwin Park City	2/2/2025	8/2/2025
CSMD – City	Bell Gardens City	2/2/2025	8/2/2025
CSMD – City	Bellflower City	2/2/2025	8/2/2025
CSMD – City	Bradbury City	2/2/2026	8/2/2026
CSMD – City	Calabasas City	2/2/2025	8/2/2025
CSMD – City	Carson City	2/2/2025	8/2/2025
CSMD – City	City of Industry	2/2/2026	8/2/2026
CSMD – City	Commerce City	2/2/2025	8/2/2025
CSMD – City	Cudahy City	2/2/2025	8/2/2025

Sewer System Management Plan  
Santa Fe Springs /Los Angeles County Public Works

**Table 1-3: SSMP Audit and Update Schedule**

Activity	Collection System Name	SSMP Audit Due Date	SSMP Update Due Date
CSMD – City	Diamond Bar City	2/2/2025	8/2/2025
CSMD – City	Duarte City	2/2/2025	8/2/2025
CSMD – City	Glendora City	2/2/2025	8/2/2025
CSMD – City	Hawaiian Gardens City	2/2/2025	8/2/2025
CSMD – City	Hidden Hills City	2/2/2026	8/2/2026
CSMD – City	La Cañada Flintridge City	2/2/2025	8/2/2025
CSMD – City	La Habra Heights City	11/2/2025	5/2/2026
CSMD – City	La Mirada City	2/2/2025	8/2/2025
CSMD – City	Lakewood City	2/2/2025	8/2/2025
CSMD – City	Lawndale City	2/2/2025	8/2/2025
CSMD – City	Lomita City	2/2/2025	8/2/2025
CSMD – City	Maywood City	2/2/2025	8/2/2025
CSMD – City	Palos Verdes Estates City	2/2/2025	8/2/2025
CSMD – City	Paramount City	2/2/2025	8/2/2025
CSMD – City	Pico Rivera City	2/2/2025	8/2/2025
CSMD – City	Rancho Palos Verdes City	2/2/2025	8/2/2025
CSMD – City	Rancho Palos Verdes City	2/2/2026	8/2/2026
CSMD – City	Rolling Hills Estates City	11/2/2025	5/2/2026
CSMD – City	Rosemead City	2/2/2025	8/2/2025
CSMD – City	San Dimas City	2/2/2025	8/2/2025
CSMD – City	Santa Clarita City	11/2/2024	5/2/2025
CSMD – City	Santa Fe Springs City	2/2/2025	8/2/2025
CSMD – City	South El Monte City	2/2/2025	8/2/2025
CSMD – City	Temple City	2/2/2025	8/2/2025
CSMD – City	Walnut City	2/2/2025	8/2/2025
CSMD – City	Westlake Village City	11/2/2025	5/2/2026
CSMD – County Zone	Malibu Mesa Zone of the CSMD CS	11/2/2025	5/2/2026
CSMD – County Zone	Trancas Zone of the CSMD CS	2/2/2026	8/2/2026
CSMD – County Zone	Unincorporated County Area CSMD South/County Sanitation District CS	11/2/2024	5/2/2025
CSMD – County Zone	Unincorporated County Area CSMD North/County Sanitation District CS	11/2/2025	5/2/2026
CSMD – County Zone	Unincorporated County Area CSMD/Las Virgenes Tapia CS	11/2/2025	5/2/2026

**Table 1-3: SSMP Audit and Update Schedule**

Activity	Collection System Name	SSMP Audit Due Date	SSMP Update Due Date
<b>CSMD – County Zone</b>	Unincorporated County Area CSMD-NW/County Sanitation District CS	2/2/2025	8/2/2025
<b>CSMD – County Zone</b>	Unincorporated County Area Lake Hughes Zone of the CSMD CS	2/2/2026	8/2/2026
<b>CSMD – County Zone</b>	Unincorporated County Area Marina/Aneta Zone of the CSMD/City Hyperion CS	2/2/2026	8/2/2026
<b>SMA</b>	Montebello CS	2/2/2025	8/2/2025
<b>SMA</b>	Irwindale City CS	2/2/2026	8/2/2026
<b>SMA</b>	West Hollywood CS	2/2/2025	8/2/2025

LACPW plans to complete implementation of several significant initiatives addressing the prevention of sewer spills. Table 1-4 provides a schedule for incorporation of these activities into the Districts' SSMP program implementation.

**Table 1-4: Planned SSMP Implementation Milestones Addressing Prevention of Sewer Spills**

Element	Milestone	Milestone Due Date	Relevance to Spill Prevention
4 – Operations and Maintenance Program	Implementation of Cityworks asset management system	June 2026 <sup>1</sup>	Improve tracking of system issues and planning and scheduling of maintenance activities
4 – Operations and Maintenance Program	Implementation of GraniteNet cloud-based CCTV software <sup>2</sup>	November 2027	Improve sharing of condition assessment data for streamline decision-making and communication
Specification 5.7 – Allocation of Resources	Approval of sewer fee increase	July 2025	Collect revenue needed to sustain operations and maintenance service delivery
8 – System Evaluation	Initiate Condition Assessment Program for remaining pump stations <sup>3</sup>	November 2027	Collect information to identify system condition deficiencies
8 – System Evaluation	Initiate next cycle of Condition Assessment Program for sewer pipelines	July 2025 <sup>4</sup>	Collect information to identify system condition deficiencies

<sup>1</sup>Currently anticipated, subject to change

<sup>2</sup>Software development began in May 2025 for the implementation of the GraniteNet Cloud-based CCTV Software

<sup>3</sup>Began with the Condition Assessment for pump stations for the City of Diamond Bar. Report was completed in June 2019

<sup>4</sup>New CCTV contract to begin in July 2025 and continue the 2nd phase of the Condition Assessment project

## 1.4 Sewer System Asset Overview

Santa Fe Springs' Public Works Department manages the sanitary sewer collection system, which serves a population of approximately 19,219 residents and consists of 84.04 miles of sewer lines (84.04 miles of gravity sewer lines and .0027 miles of force main sewer lines) and 1 pump station. The City's local sewers discharge into the Sanitation Districts of Los Angeles County facilities for conveyance, treatment, and disposal.

The City has 2 budgeted management positions directly involved in sewer system responsibilities. The field operation and maintenance services are fulfilled by utilizing the services provided by LACPW.

These personnel, in collaboration with LACPW personnel, administer the City's sewer collection system operation, provide engineering evaluation of proposed and existing sewer facilities, administer preventive maintenance and sewer construction programs, and oversee the maintenance of sewer collection system facilities and related records and plans. Appendix A3 provides a summary of assets for all collection systems.

Other relevant information regarding the City's collection systems and management program includes:

- **Location:** Collection systems are located in Los Angeles County.
- **Service Area Boundary:** Figure 1-1a and 1-1b shows the geographic service area boundary in the City and Districts.
- **Community Served:** Santa Fe Springs covers 8.33 square miles of residential, commercial, industrial, recreational, institutional, and miscellaneous areas.
- **Data Management Systems:** Districts use the following data management systems.
  - **Maximo:** LACPW legacy Maintenance Management System (MMS) used for managing maintenance activities. Field crew activities are recorded in various forms such as service requests, cleaning reports, sewer maintenance daily reports, manhole adjustments, overflow report forms, etc., and are stored in the MMS. The LACPW is in the process of implementing Cityworks Maintenance Management System to schedule and track maintenance activities.
  - **Cityworks:** LACPW is implementing Cityworks Maintenance Management System to schedule and track maintenance activities. The condition assessment schedule and eventually closed-circuit television (CCTV) are planned to be added to Cityworks. Cityworks will be used to record what sections have been inspected, the schedule of activities, and whether work has been completed or not. It will also be used to schedule and track fats, oils, and grease (FOG) source control inspections of industrial and commercial establishments.
  - **HMS:** LACPW utilizes the HMS database to maintain records of all sites and their locations under the FOG program. Inspectors document their findings and enter data into the HMS database, which automates the

inspection process and is used to track and manage permit inspection and source control data.

- **PowerBI:** PowerBI is utilized to display spill trends and analysis, as well as city profiles, which include detailed information on manholes, pipes, pump stations, and properties. Additionally, Power BI is used to display productivity reports, detailing maintenance activities for each City.
- **CCTV Database:** Wincan and GraniteNet are used to document inspection events, inspection observations and associated videos. These systems serve as the repository for historical CCTV inspection data. LACPW is in the process of linking GraniteNet with Cityworks to maintain CCTV records.
- **CADD:** As-built plans of the Districts' facilities are maintained by LACPW for unincorporated Los Angeles County areas and by each city within the CSMD for their own jurisdiction, with LACPW maintaining a copy for maintenance operations. Data gathered from the plans, such as system locations and alignment, pipe material, size, etc., are stored in the SMD's Computer-Aided Design and Drafting (CADD) System and Geographical Information System (GIS).
- **GIS:** LACPW utilizes GIS to generate a mapping system that includes sewer features and map base layers such as aerial images, streets, parcels, and storm drain systems also available from other Divisions within LACPW, County Departments and other governmental agencies.
- **SCADA:** Supervisory Control and Data Acquisition system used to collect and store pump station alarm and instrumentation data.
- **Microsoft Office:** Various collection system programs are managed using Microsoft Office applications as an electronic database. Currently, Office is used to store the schedule for FOG program activities, but this will eventually be performed using Cityworks.
- **Lateral Ownership and Operational Responsibilities:** LACPW and city do not own any portion of the service lateral. Private service laterals are the responsibility of the property owner and must be maintained by the property owner. Operation and maintenance of the local main sewer lines are the responsibility of LACPW. Regional trunk sewer lines are the responsibility of the publicly owned treatment works, such as the Los Angeles County Sanitation Districts (LACSD), for operation and maintenance.
- **Breakdown of Service Connections:** Santa Fe Springs' breakdown of service connections is roughly 68 percent residential, 27 percent industrial and about 5 percent of a combination of miscellaneous use.
- **Unique Service Boundary Conditions and Challenges:** The service area faces issues with conflicts involving local lines and jurisdictional determinations between agencies like the LACSD and the City of Los Angeles, impacting operations and maintenance.

Sewer System Management Plan  
Santa Fe Springs /Los Angeles County Public Works

Sewer System Management Plan  
 Santa Fe Springs /Los Angeles County Public Works

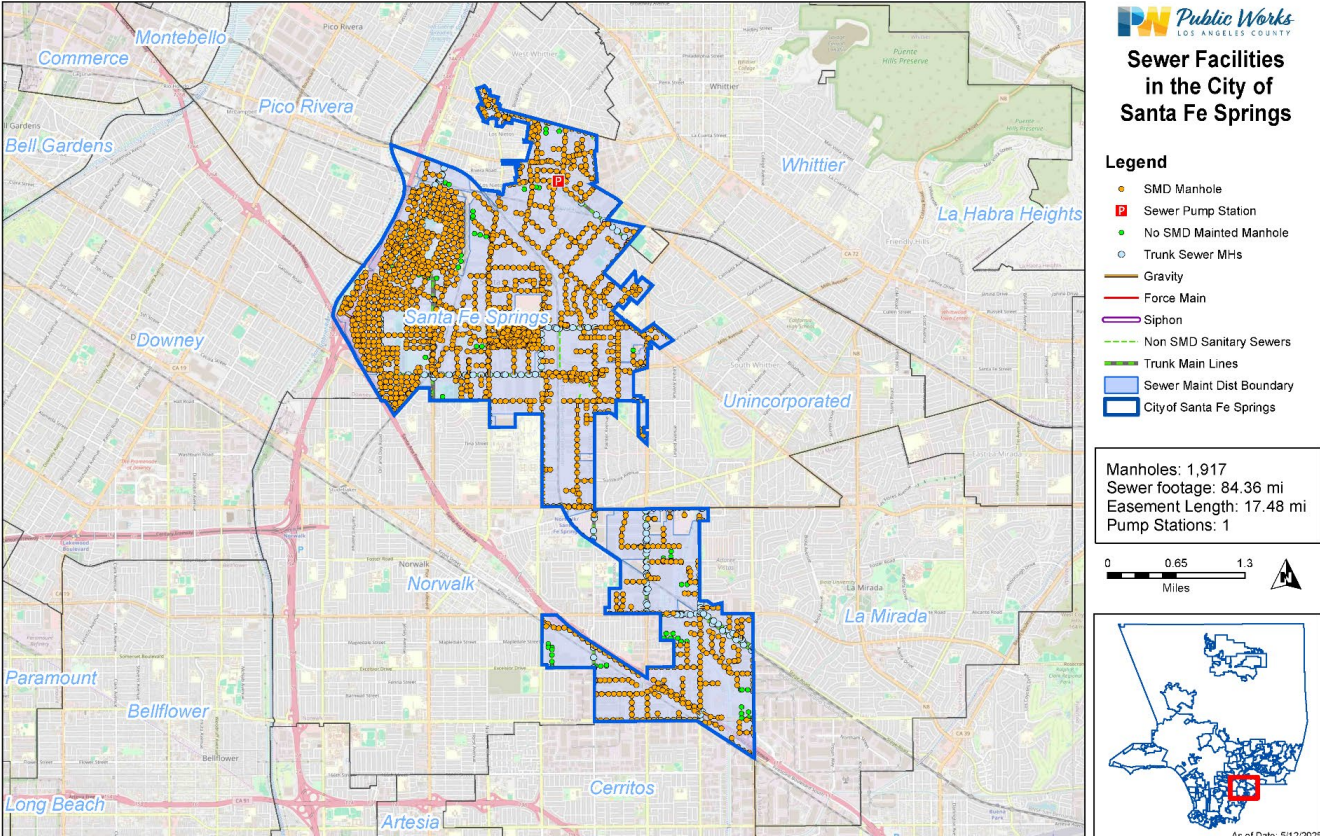
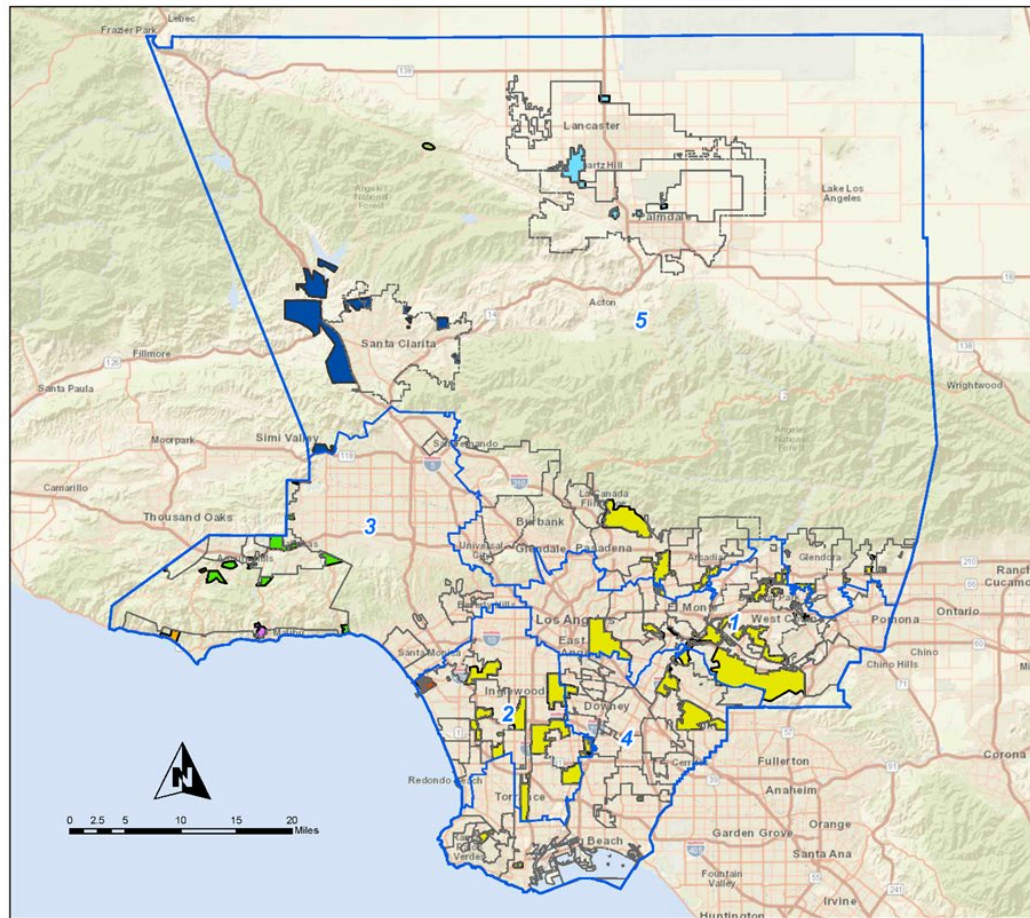


Figure 1-1a: Santa Fe Springs' Service Area Map



**Los Angeles County  
 Public Works  
 Sewer Maintenance Districts**

**Service Areas  
 - SSMP Applications**

**Legend**

- Uninc. County Area CSMD South/County Sanitation District
- Uninc. County Area CSMD North/County Sanitation District
- Uninc. County Area Aneta Zone of the CSMD/City Hyperion
- Uninc. County Area Lake Hughes Zone of the CSMD
- Trancas Zone of the CSMD
- Malibu Mesa Zone of the CSMD
- Malibu Zone of the CSMD
- Uninc. County Area CSMD/ Las Virgenes Tapia
- Uninc. County Area CSMD-NW/County Sanitation District
- City
- Supervisorial District

S:\san\districts\Unincorporated Services Area\_2025

Figure 1-2b: CSMD Service Area Map

#### 1.4.1 Access to Up-to-Date Mapping

LACPW provides public access to up-to-date sewer mapping through their website.

LA County Sanitary Sewer Network GIS Map:

- <https://pw.lacounty.gov/smd/sewernetwork/>

Operation Maps:

- [https://dpw.lacounty.gov/sewer/Page\\_15](https://dpw.lacounty.gov/sewer/Page_15)

### 1.5 SSMP Overview

This SSMP complies with the General Order and meets the following General Order objectives:

- a) Properly fund, manage, operate and maintain, with adequately trained staff and/or contractors possessing adequate knowledge, skills, and abilities as demonstrated through a validated certification program at all times, all parts of the collection system owned and/or operated by the discharger.
- b) Provide adequate capacity to convey base flows and peak flows, including flows during wet weather events, to the minimum design criteria as defined in the discharger's System Evaluation and Capacity Assurance Plan (a required component of the SSMP), for all parts of the collection system owned and/or operated by the discharger.
- c) Take all feasible steps to stop and mitigate the impact of spills in the collection system owned and/or operated by the discharger.

The City together with LACPW achieves these objectives by implementing a comprehensive sewer infrastructure asset management program that is documented in the following 11 SSMP elements:

1. Goal and Introduction
2. Organization
3. Legal Authority
4. Operation and Maintenance Program
5. Design and Performance Provisions
6. Spill Emergency Response Plan
7. Sewer Pipe Blockage Control Program
8. System Evaluation, Capacity Assurance and Capital Improvements
9. Monitoring, Measurement, and Program Modifications
10. SSMP Program Audits
11. Communication Program

When appropriate, the SSMP references other program documentation for greater detail.

## 2 Organization

### 2.1 Overview

LACPW are governed by the Board of Supervisors, who establish laws and approve all LACPW's contracts and agreements. LACPW is led by the Director, who sets policies and oversees their implementation. Supporting the Director are the Chief Deputy Director, Assistant Director, Deputy Director, and Assistant Deputy Director, who help manage daily operations and special projects.

The Sewer Maintenance Division (SMD) has 213 budgeted positions. The distribution of the SMD personnel is depicted in the organizational chart presented in Section 2.3.2 of this chapter. These personnel provide engineering evaluations of proposed and existing sewer facilities, administer LACPW's sewer service charge ordinance, carry out annexation proceedings for new territories, form and dissolve service zones, maintain facility record plans, and administer preventive maintenance and sewer construction programs.

Key roles include the Principal Engineer and the Senior Civil Engineers, who manage engineering and field staff. There is a Senior Civil Engineer designated for office engineering and budget, field operations team for pump stations, and field operations team for the gravity system. The gravity system unit includes the Regional Sewer Maintenance Superintendent and Sewer Maintenance Supervisor, who assists the Senior Civil Engineer and oversee sewer maintenance activities, with field crews performing the actual maintenance work. For the pump station unit, the Electro-Mechanic Supervisors and their teams handle pump station operations. Office Administrative and Clerical Assistants are part of all units and assist in the preparation of the SMD budget, Board letters, and other correspondence, and are responsible for the sewer service charge direct assessments.

Other divisions within the LACPW are currently and will continue to be responsible for carrying out some of the compliance actions called for by the Water Discharge Requirements (WDRs) for the LACPW. The key support divisions and their responsibilities are described below:

- **Workforce Support Division:** Responsible for procuring equipment, materials, and supplies needed for day-to-day operations and maintenance activities; printing and mailing public education outreach program materials.
- **Business Relations and Contracts Division:** Responsible for procuring contract services for engineering, emergency sewer repair projects, and closed-circuit televising of sewer lines.
- **Building and Safety Division (BSD):** Responsible for issuing permits for sewer connections. May also enforce Plumbing Codes involving proper connections, maintenance of sewer house laterals, and preventing illegal discharges into public sewers upon City contract.

- **Sewer Maintenance Division (SMD):** Responsible for administering the Districts including operation and maintenance of the sewer systems, repairs and rehabilitation, and providing regulatory compliance.
- **Environmental Programs Division (EPD):** Responsible for enforcing the Districts' Fats, Oils, and Grease (FOG) program, including point source control, inspection of industrial waste and grease-generating facilities, investigation of illicit discharges of chemicals, debris, etc., into the public sewer, and conducting water quality monitoring for spills of 50,000 gallons or more to surface water.
- **Stormwater Maintenance Division:** Assists the Districts' crew in tracing, containing, and cleaning up spills that reach a storm drain system.
- **Emergency Management Group:** Responsible for operating the Emergency Operation Center for the entire Department, including handling service calls, spills, and pump station malfunction calls for the Districts.
- **Human Resources Division:** Responsible for staffing the Districts and training personnel.
- **Design Division:** Responsible for developing design standards and criteria for capital improvements.
- **Project Management Division III (PMD III):** Responsible for providing project management services for the construction of capital improvements.
- **Land Development Division (LDD):** Responsible for subdivision plan checks to ensure compliance with County standards for the construction of new sewer collection systems. Reviews sewer capacity studies for proposed lines and sets requirements to ensure adequate capacity in existing systems.
- **Survey/Mapping and Property Management Division:** Responsible for processing access easement documents and procuring easements for public sewer facilities located on private properties. Also responsible for investigating spill-related claims and litigations against the SMD.

City of Santa Fe Springs is governed by the City Council, who established new and amending existing ordinances and policies governing the municipal operations and the operation of the City's sanitary sewer system, including the approvals of all SO&M contracts and agreements, to protect the community's interest. The City Manager for the City is responsible for the overall management and application of all legal and policy directives that relate to the City's activities, including the operation and maintenance of the City's sanitary sewer system. The Director of Public Works directs the accomplishment of statutory and policy criteria within the scope of the City Council's policy and legal requirements. Directs its execution and evaluates work accomplished within his areas of responsibility including the SO&M program. It also directs the planning, budgeting, design for the construction of new sewer collection system and rehabilitation of the existing sewer collection system. Facilitates all sewer collection system operation and maintenance activities through the contract with LACPW as the City's representative. Responsible for the day-to-day management and operation oversight of the City's sewer collection system, including the three sewer pump stations. Supporting the Director are the Municipal Services Manager, Engineering, Administrative, and Clerical Assistants.

Their responsibilities include:

- Municipal Services Manager - Responsible for procuring equipment and as-needed contract services for emergency sewer repair projects; procuring materials and supplies needed for the day-to-day operation and maintenance activities; and training of personnel. Associate Civil Engineer – Performs a wide range of professional and complex civil engineering work in redesign, construction, management, and maintenance of Public Works projects; and other duties as assigned.
- Engineering, Administrative, and Clerical Assistants – Provide assistance in the preparation of reports, budgets, and other correspondence. In addition, provide coordination and facilitation of City and contract personnel in addressing local citizen issues related to sewer service.

The distribution of the City personnel is depicted in the organizational chart presented in Section 2.3.2 of this chapter.

## 2.2 Authorized Representatives

The Director of Public Works for Santa Fe Springs and the Assistant Deputy Director for the SMD are responsible for the execution of the compliance actions required under the WDRs. This includes, but is not limited to, signing and certification of all reports and correspondence as required under this order. The Principal Engineer and Senior Civil Engineers in the SMD may also perform these duties on behalf of the SMD's Assistant Deputy Director or Director of Public Works for Santa Fe Springs.

The Sewer Maintenance Districts has following staff authorized to serve as Onsite Managers for the collection systems managed by LACPW:

- Andrew Ngumba, Assistant Deputy Director (**Primary LRO for LACPW**)
- Alex Villarama, Principal Civil Engineer (**Secondary LRO for LACPW**)
- Jeffrey Bouse, Senior Civil Engineer
- Voltaire Llana, Senior Civil Engineer
- May Hong, Civil Engineer
- Eric Liu, Civil Engineer

Each of these staff members are authorized to act on behalf of each of LACPW's collection system to serve as Legally Responsible Officials for each of the collection systems listed in Table 2-1. District LROs coordinate to ensure one of the designated LROs is available for required reporting certification in CIWQS. In addition, each collection system in the County owned by a city also has at least one Legally Responsible Official from that City's staff.

### **Santa Fe Springs Legally Responsible Official:**

James Enriquez, P. E., Director of Public Works

**Table 2-1: Collection Systems Operated, Maintained and Managed by Los Angeles County Public Works**

WDID Type <sup>2</sup>	CIWQS WDID	CIWQS Collection System Name
CSMD – City	4SSO11366	Agoura Hills City
CSMD – City	4SSO10364	Artesia City
CSMD – City	4SSO10366	Baldwin Park City
CSMD – City	4SSO10368	Bell Gardens City
CSMD – City	4SSO10369	Bellflower City
CSMD – City	4SSO10371	Bradbury City
CSMD – City	4SSO11447	Calabasas City
CSMD – City	4SSO10374	Carson City
CSMD – City	4SSO10394	City of Industry
CSMD – City	4SSO10377	Commerce City
CSMD – City	4SSO10380	Cudahy City
CSMD – City	4SSO10382	Diamond Bar City
CSMD – City	4SSO10384	Duarte City
CSMD – City	4SSO10389	Glendora City
CSMD – City	4SSO10390	Hawaiian Gardens City
CSMD – City	4SSO11439	Hidden Hills City
CSMD – City	4SSO10397	La Cañada Flintridge City
CSMD – City	4SSO10398	La Habra Heights City
CSMD – City	4SSO10399	La Mirada City
CSMD – City	4SSO10402	Lakewood City
CSMD – City	4SSO10403	Lawndale City
CSMD – City	4SSO10404	Lomita City
CSMD – City	4SSO10409	Maywood City
CSMD – City	4SSO10414	Palos Verdes Estates City

<sup>2</sup> CSMD – Consolidated Sewer Maintenance District  
MSMD – Marina Sewer Maintenance District  
SMA – Sewer Maintenance Agreement

**Table 2-1: Collection Systems Operated, Maintained and Managed by Los Angeles County Public Works**

WDID Type <sup>2</sup>	CIWQS WDID	CIWQS Collection System Name
CSMD – City	4SSO10415	Paramount City
CSMD – City	4SSO10417	Pico Rivera City
CSMD – City	4SSO10420	Rancho Palos Verdes City
CSMD – City	4SSO18098	Rancho Palos Verdes City
CSMD – City	4SSO10423	Rolling Hills Estates City
CSMD – City	4SSO10424	Rosemead City
CSMD – City	4SSO10425	San Dimas City
CSMD – City	4SSO10429	Santa Clarita City
CSMD – City	4SSO10430	Santa Fe Springs City
CSMD – City	4SSO10434	South El Monte City
CSMD – City	4SSO10437	Temple City
CSMD – City	4SSO10441	Walnut City
CSMD – City	4SSO11407	Westlake Village City
CSMD – County Zone	4SSO10465	Malibu Mesa Zone of the CSMD CS
CSMD – County Zone	4SSO10496	Trancas Zone of the CSMD CS
CSMD – County Zone	4SSO11365	Unincorporated County Area CSMD South/County Sanitation District CS
CSMD – County Zone	4SSO11370	Unincorporated County Area CSMD North/County Sanitation District CS
CSMD – County Zone	4SSO11372	Unincorporated County Area CSMD/Las Virgenes Tapia CS
CSMD – County Zone	4SSO11374	Unincorporated County Area CSMD-NW/County Sanitation District CS
CSMD – County Zone	6SSO10459	Unincorporated County Area Lake Hughes Zone of the CSMD CS
CSMD – County Zone	4SSO11373	Unincorporated County Area Marina/Aneta Zone of the CSMD/City Hyperion CS
SMA	4SSO10411	Montebello CS
SMA	4SSO10396	Irwindale City CS
SMA	4SSO11368	West Hollywood CS

## 2.3 Positions Responsible for Implementing Specific SSMP Elements

### 2.3.1 Positions Responsible

A list of positions responsible for implementing specific SSMP elements is provided in Table 2-2. Additionally, Appendix B1 contains a list of staff responsible for implementing specific SSMP elements, including position, telephone number and email address.

**Table 2-2: Positions Responsible for SSMP**

SSMP Element	Responsible Org. Unit	Responsible Position
1. Introduction and Goal	Sewer Maintenance Division/ Santa Fe Springs: Public Works Department	Division Manager and City's Director of Public Works/ City Engineer
2. Organization	Sewer Maintenance Division/ Santa Fe Springs: Public Works Department	Division Manager and City's Director of Public Works/ City Engineer
3. Legal Authorities	Sewer Maintenance Division/ Santa Fe Springs: Public Works Department	Division Manager and City's Director of Public Works/ City Engineer
4. Operation and Maintenance Program - Pipelines	Sewer Maintenance Division	Principal Civil Engineer, Pipelines
4. Operation and Maintenance Program – Pump Stations	Sewer Maintenance Division	Senior Civil Engineer, Treatment Plants and Pump Stations
5. Design and Performance Provisions - Design	Santa Fe Springs Engineering Division	Engineering Services
5. Design and Performance Provisions – Design - Construction	Santa Fe Springs Engineering Division	Engineering Services
6. Spill Emergency Response Plan	Sewer Maintenance Division	Principal Civil Engineer, Pipelines
7. Sewer Pipe Blockage Control Program	Santa Fe Springs Fire Rescue Environmental Protection Division	Environmental Program Manager
8. System Evaluation, Capacity Assurance and Capital Improvements – Condition Assessment and Prioritization of Corrective Actions	Sewer Maintenance Division	Senior Civil Engineer, Technical Services
8. System Evaluation, Capacity Assurance and Capital Improvements – Capacity Assurance	Santa Fe Springs Engineering Division	Environmental Program Manager
8. System Evaluation, Capacity Assurance and Capital Improvements – Capital Improvement Plan	Santa Fe Springs Community Development	Community Development Director
9. Monitoring, Measurement and Program Modifications	Sewer Maintenance Division/ Santa Fe Springs: Public Works Department	Division Manager and City's Director of Public Works/ City Engineer

**Table 2-2: Positions Responsible for SSMP**

SSMP Element	Responsible Org. Unit	Responsible Position
10. Internal Audit	Sewer Maintenance Division/ Santa Fe Springs: Public Works Department	Division Manager and City's Director of Public Works/ City Engineer
11. Communication Program	Sewer Maintenance Division/ Santa Fe Springs: Public Works Department	Division Manager and City's Director of Public Works/ City Engineer

### 2.3.2 Lines of Authority

Figure 2-1, Figure 2-2a, and Figure 2-2b includes an SSMP Program Implementation organization chart showing the lines of authority for the positions responsible for the management of the collection system and implementation of the SSMP. The contact information for the Sewer Maintenance Division staff and City's staff listed in Figure 2-2 can be found in Appendix B2.

**Figure 2-1: LACPW Organizational Chart**

## LOS ANGELES COUNTY DEPARTMENT OF PUBLIC WORKS SSMP PROGRAM ORGANIZATION CHART EXECUTIVE MANAGEMENT & GOVERNING BOARD

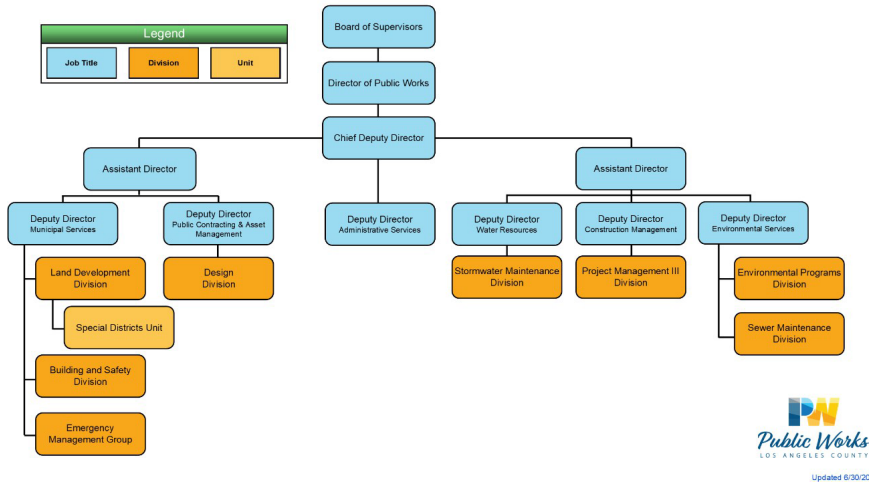


Figure 2-2a: SMD Organizational Chart

**LOS ANGELES COUNTY DEPARTMENT OF PUBLIC WORKS  
 SSMP PROGRAM ORGANIZATION CHART**

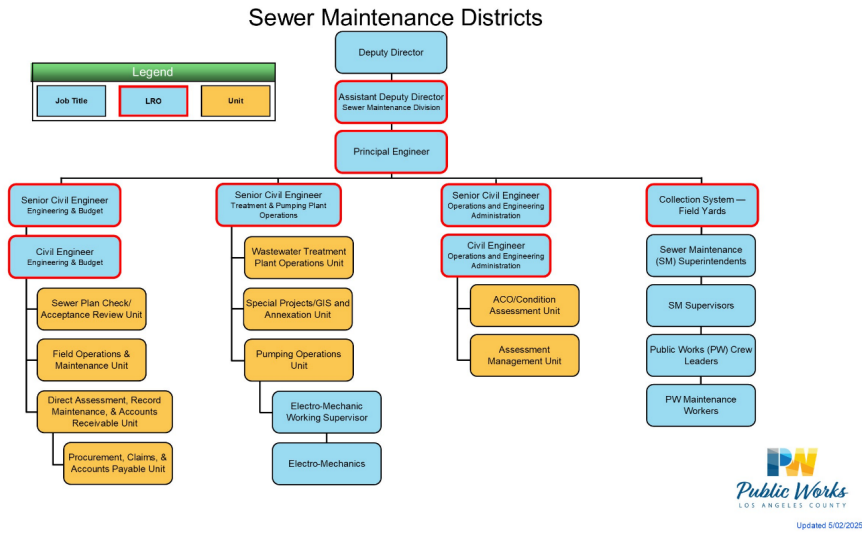
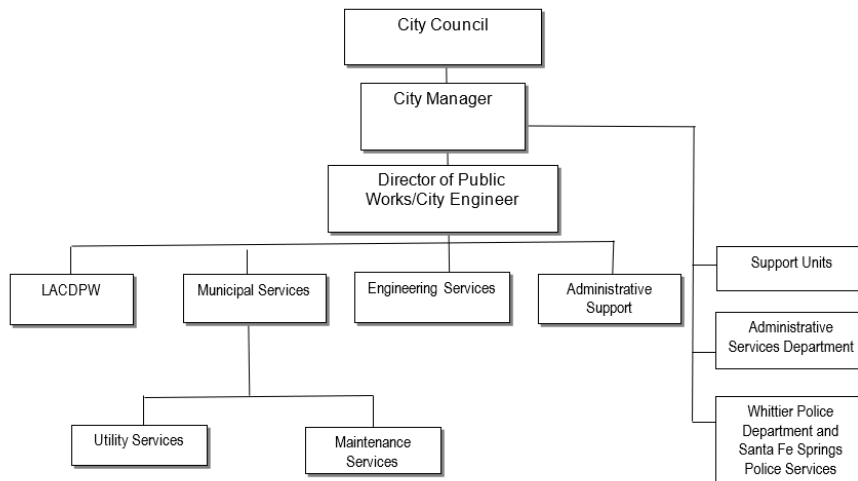


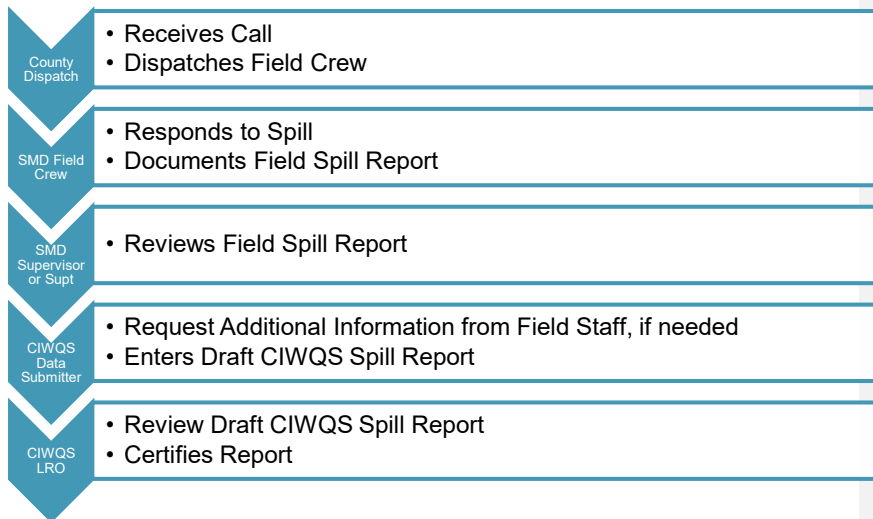
Figure 2-2b: City Organizational Chart



## 2.4 Spill Reporting Chain of Communication

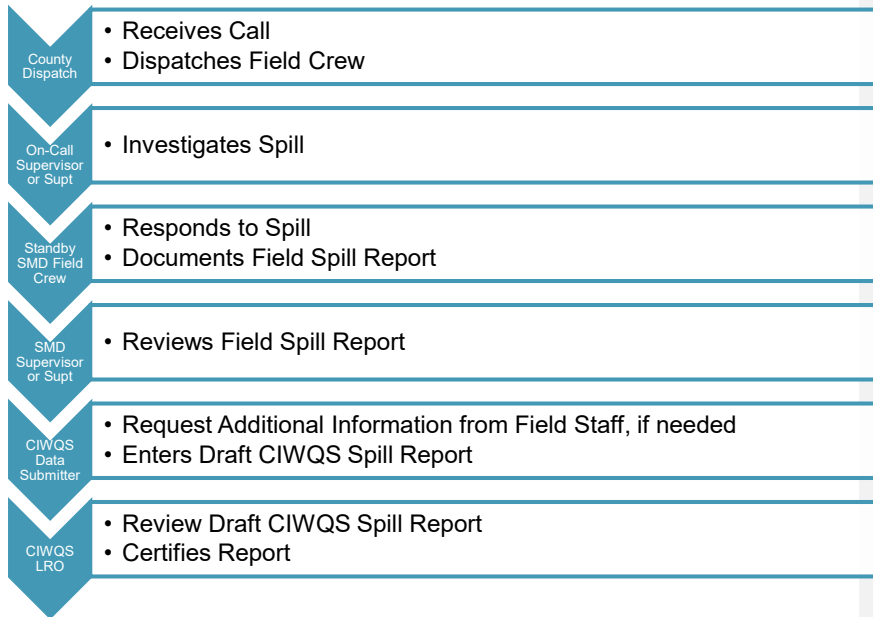
LACPW's Spill Emergency Response Plan, described in Element 6 and included in Appendix F1, includes procedures for effective communication and reporting of spills from receipt of complaint, including the person responsible for reporting spills into the State Water Board's CIWQS database. The Spill Emergency Response Plan includes a flowchart and notification table providing clear step-by-step procedures for communication and reporting. Figure 2-3 summarizes the spill reporting chain of communication during normal business hours. Normal Business hours are Monday through Friday from 6:30 a.m. to 5:00 p.m. Figure 2-4 summarizes the spill reporting chain of communication during afterhours.

**Figure 2-3: Spill Reporting Chain of Communication – Normal Business Hours**



\*Normal Business hours are Monday through Friday from 6:30 a.m. to 5:00 p.m.

Figure 2-4: Spill Reporting Chain of Communication – After Hours



\*After Hours are any hours that are not Normal Business Hours.

## 3 Legal Authority

### 3.1 Overview

The City's legal authority to own and operate a sanitary sewer system is derived from its incorporation as a City. The City on August 22, 1957, granted the LACPW the consent and jurisdiction to annex portions of the City's sewer system into the CSMD. By that action, the City has entrusted the management, operation, and maintenance of its local sanitary sewer system to the CSMD. The City, however, still maintains ownership of the sewer system.

The legal authorities for the specific areas stipulated in the General Order are covered in various sections of the City Municipal Codes (CMCs). The City has adopted Los Angeles County Title 28 – Plumbing Code and the CMC Section 97.315 – The Fire Department shall enforce the provisions by adopting the County Code Provisions pertaining to industrial waste disposal.

- Santa Fe Springs Municipal Code - [https://library.municode.com/ca/santa\\_fe\\_springs/codes/code\\_of\\_ordinances](https://library.municode.com/ca/santa_fe_springs/codes/code_of_ordinances)
- Plumbing Code Chapter 150.010 - [https://library.municode.com/ca/santa\\_fe\\_springs/codes/code\\_of\\_ordinances?nodeld=TITXVLAUS\\_CH150BURE\\_GEPR\\_S150.010PLCOAD](https://library.municode.com/ca/santa_fe_springs/codes/code_of_ordinances?nodeld=TITXVLAUS_CH150BURE_GEPR_S150.010PLCOAD)
- Sanitary Sewers and Industrial Waste Chapter 97.315 - [https://library.municode.com/ca/santa\\_fe\\_springs/codes/code\\_of\\_ordinances?nodeld=TITIXGERE\\_CH97ENPR\\_ST\\_S97.315INWAST](https://library.municode.com/ca/santa_fe_springs/codes/code_of_ordinances?nodeld=TITIXGERE_CH97ENPR_ST_S97.315INWAST)

The Districts were formed pursuant to Chapter 4 of the State of California Health and Safety Code (Section H4870 – 8), with the County of Los Angeles Board of Supervisors acting as their governing body. By law, the Board of Supervisors may make and enforce all rules and regulations necessary for the administration of the Districts and for the cleaning, repair, construction, rehabilitation, renewal, replacement, operation, and maintenance of collection sewers within the Districts. Consistent with the law, several ordinances have been established by the Board of Supervisors to govern all aspects of the Districts' operations. The legal authorities for the specific areas stipulated in the WDRs are covered in various sections of the Los Angeles County Plumbing Code (LACO Plumbing Code) and Chapters 20.20, 20.24, 20.26, 20.32, 20.34, 20.36, and 20.40 of the Los Angeles County Code (LACO Code) Title 20 – Utilities, some of which are discussed below. Table 3-1 and Table 3-2 summarizes these authorities and relate them to elements of the SSMP that are impacted or utilize these authorities. Specific legal authorities are described in more detail in the elements that follow.

For the contracted cities that have service agreements with the Districts, the provision of services is dependent on the specific terms of the agreement. It is assumed that the legal authorities are extended to the Districts to provide services to these Cities.

The LACO Code, LACO Plumbing Codes, standard plans, specifications, and other materials cited in this Section are filed at the office of the Director of Public Works and can be found online in the links below:

- Los Angeles County Code  
[https://library.municode.com/ca/los\\_angeles\\_county/codes/code\\_of\\_ordinances](https://library.municode.com/ca/los_angeles_county/codes/code_of_ordinances)
- Los Angeles County Plumbing Code  
[https://library.municode.com/ca/los\\_angeles\\_county/codes/code\\_of\\_ordinances?nodeId=TIT28PLCO](https://library.municode.com/ca/los_angeles_county/codes/code_of_ordinances?nodeId=TIT28PLCO)

**Table 3-1: Summary of Legal Authorities Relating Legal Authority Element of General Order**

Requirement	Reference
Prevent illicit discharges into the wastewater collection system	LACO 20.24.020 – Applicability of Division 2 provisions LACO 20.24.200 – Notification of uncontrolled discharges required LACO 20.32.080 – Excessive discharge of sewage – Conditional permit requirements LACO 20.32.650 – Dumping of effluent - Conditions LACO 20.36.010 – Discharge of offensive or damaging substances prohibited LACO 20.36.400 – Deposit of certain substances prohibited CPC 714.1 – Unlawful Practices CPC 714.2 – Prohibited Water Discharge
Collaborate with storm sewer agencies to coordinate emergency spill responses, ensure access to storm sewer systems during spill events, and prevent unintentional cross connections of sanitary sewer infrastructure to storm sewer infrastructure	The City is part of Consolidated Sewer Maintenance District, which is managed by LACPW. All City spills will flow to City storm drainage system and then to the County flood control system. CSMD and the Flood Control District are both part of Los Angeles County Public Works and staff have direct contact with one another to coordinate and access additional resources and support, if needed
Require that sewers and connection be properly designed and constructed	LACO 20.32.010 – Sewer construction permit required when – Period of validity LACO 20.32.330 – New main sewer lines LACO 20.32.340 – Water pollution control and sewage pumping plants LACO 20.32.350 – New house laterals LACO 20.32.390 – Dedication of sewers LACO 20.32.580 – Materials and construction – Conformity with standard specifications LACO 20.30.590 – Inspection by county engineer
Ensure access for maintenance, inspection, and/or repairs for portions of the service lateral owned or maintained by the Agency	LACO 20.20.130 – House lateral LACO 20.24.080 – Maintenance of sewer and laterals  The City does not own or maintain any portion of the house lateral. The house lateral is the part of the sewer piping within the street or right-of-way extending from the property or sewer right-of-way line to point of connection with the main-line sewer
Enforce any violations of its sewer ordinances, service agreements, and/or other legally binding procedures	LACO 20.24.100 – Enforcement—County engineer powers LACO 20.24.110 – Delegation of powers LACO 20.24.160 – Violation – Penalty LACO 20.24.170 – Continued violations
Obtain easement accessibility agreements for locations requiring sewer system operations and maintenance, as applicable	LACO 20.32.240 – Sewer easement processing fees LACO 20.32.430 – Sewer easement requirements

**Table 3-2: Summary of Legal Authorities Relating Sewer Pipe Blockage Control Program Element of General Order**

Requirement	Reference
-------------	-----------

**Table 3-1: Summary of Legal Authorities Relating Legal Authority Element of General Order**

Requirement	Reference
Requirements to install grease removal devices (such as traps or interceptors)	LACO 20.36.560 – Installation – Required when
Design standards for the grease removal devices	LACO 20.36.570 – Pretreatment – Standards and criteria
Maintenance requirements, BMP requirements, record keeping and reporting requirements for grease removal devices	LACO 20.36.610 – Operation and maintenance Industrial Waste Permits – Authorities enable the inclusion of additional specific maintenance requirements on Industrial Waste Permits provided to food service establishments.
Authority to inspect grease producing facilities	LACO 20.24.090 – Inspection to ascertain compliance—Access required—Acceptance of permit conditions LACO 20.24.150 – Interference with inspectors prohibited when LACO 20.36.620 – Inspection and testing LACO 20.36.630 – Right of entry for inspection authorized when

## 3.2 Authority to Prevent Illicit Industrial Waste Discharges into the Collection System

The LACO Plumbing Code Title 28 (Sections 306.2, 714.2, and 1101.2) prohibits the unauthorized discharge of rain, surface, or subsurface water into the collection system. The illegal dumping of offensive or damaging substances such as chemicals and debris, which are considered inflows, is prohibited by LACO Code, Section 20.36.010.

### 3.2.1 Prevention of Illicit Discharge of FOG

Section 20.36.400 of the LACO Code prohibits the discharge of Fats, Oils, and Grease and other substances that may, among other things, clog, obstruct, fill, or necessitate frequent repairs, cleaning out, or flushing of sewer facilities in the sewer system.

### 3.2.2 Prevention of Illicit Discharge of Infiltration/Inflow

LACPW has an Inflow/Infiltration (I/I) control program as part of their ongoing sewer line cleaning and maintenance program, which includes closed-circuit television and other mechanisms to detect I/I. By ordinance, the Board of Supervisors has established a financial plan to ensure capital replacement or rehabilitation of sewer lines prone to I/I within the Consolidated Sewer Maintenance District (LACO Code, Section 20.40.045). The Marina Sewer Maintenance District provides adequate funding to eliminate I/I sources in the mainline sewers and manholes.

The LACO Code, Section 20.24.080, requires property owners to maintain their house laterals, including the elimination of cracks, tree roots, and other debris. A similar requirement is found in Section 101.3.2 of the LACO Plumbing Code Title 28.

### 3.3 Authority to Collaborate with Storm Sewer Agencies

Spills from the City collection systems flow into City storm drainage systems and Los Angeles County Flood Control drainage systems. When spills occur from collection systems in unincorporated areas, flow either goes directly into the County storm drain system or enters a local cities storm drain system, eventually discharging into the LA County Flood Control's storm drain system. Los Angeles County Public Health requires all cities in the Districts to report sewer spills that reach a drainage system within 15 minutes of knowledge of the event. As a result, Los Angeles County Flood Control is notified and can provide support to provide information and access to County drainage system facilities, if needed. The Sewer Maintenance Division, being a sister division to Stormwater Maintenance Divisions that manages the Flood Control System, allows for direct collaboration, allowing for efficient management and resolution of spills and drainage issues.

With regards to preventing cross connections of sanitary sewer infrastructure to storm sewer infrastructure, cities are responsible for connections and either have their own permitting services or are under the services of the LACPWs Building and Safety Division (BSD). Unincorporated areas work directly with the BSD for permitting.

### 3.4 Authority to Require Proper Design and Construction of Sewers

The LACO Code Sections 20.32.330 and 20.32.340 require that the design of new mainline sewers and pumping plants, respectively, be in conformity with requirements of Part 3 of Chapter 20.32 of the LACO Code. Similarly, Section 20.32.350 of the LACO Code requires that the design of new house laterals conform to the requirements of Part 3, Chapter 20.32 of the LACO Code unless otherwise covered by the LACO Plumbing Code, Title 28. The construction of a collection sewer system, by law (LACO Code 20.32.580), is required to conform to all the requirements prescribed by Division 2 of the LACO Code, by the Standard Specifications for Public Works Construction (Green Book) and by the Special Provisions and Standard Plans, all on file in the office of the Director of Public Works (County Engineer). The inspection and construction of mainline sewers and pumping plants to ensure proper construction is covered under Section 20.32.590 of the LACO Code. The construction of house laterals is covered under the LACO Plumbing Code.

### 3.5 Authority to Ensure Access to Publicly Owned Portion of Lateral

The City and County do not own or maintain private lateral sewer lines. Property owners are responsible for proper installation, operation, and maintenance laterals (the pipe that connects from the building to the main) and clean-outs (which provide access to clean and repair the pipe from the building to the main). This includes laterals on the County-owned easement.

### 3.6 Limit the Authority to Discharge of FOG and other Debris

The Director of Public Works under the LACO Plumbing Code, Title 28, has the legal authority to require the installation of grease interceptors at restaurants and other food establishments that generate grease. Section 20.36.560 of LACO Code also gives the Director of Public Works the authority to require the installation of treatment facilities, including grease interceptors, at any facility that generates FOG in the amount that will damage or increase the maintenance costs of the sewer collection system.

The LACO Code Section 20.24.090 gives the Director of Public Works the legal authority to inspect mainline sewers, sewage pumping plants, interceptors, etc., as often as he deems necessary, to ascertain whether such facilities are maintained and operated in accordance with the provisions of Division 2 of the LACO Code. Authority to Enforce Violations of Sewer Ordinances

Under Section 20.24.100 of the LACO Code, the Director of Public Works is empowered to enforce all of the requirements prescribed in Division 2 – Sanitary Sewers and Industrial Waste of the Code and in accordance with Section 20.24.110 may delegate this authority. LACO Code Section 20.24.160 allows criminal penalties for any violations of the Sewer and Industrial Waste Ordinances.

### 3.7 Authority to Obtain Easement Accessibility Agreements When Applicable

Title 20, Division 2 of the LACO Code gives the LACPW the legal right to set requirements that allow unrestricted maintenance access to the public sewer infrastructure. This access is secured through the LACPW unwavering enforcement of the requirement for sewer easements around all public sewer appurtenances located in private properties. These easements are detailed by the designer on the sewer construction plans and are reviewed through the iterative plan check process. Plan checkers take special care to ensure that maintenance crews will have room for access and equipment usage for both routine maintenance and replacement or repair construction as necessary. Title 20 requires easements to be free of obstruction, and this is reiterated on all sewer plans that contain easements. The potential for conflict or restriction of access is reviewed exhaustively during plan check.

## 4 Operation and Maintenance Program

### 4.1 Up-to-Date Map of the Collection System

LACPW gathers as-built plans and compiles into a central Document Management System, CADD System, and GIS system maintained by the Districts. For unincorporated areas, LACPW maintains the as-builts. For CSMD Cities, each City is responsible for maintaining as-built maps and the LACPW collects a copy for maintenance operations. Data gathered from the plans, such as system locations and alignment, pipe material, size, etc., are stored in LACPWs Computer-Aided Design and Drafting System and Geographical Information System.

#### 4.1.1 Procedures for Maintaining and Providing Access to Water Boards Staff

LACPW provides access to up-to-date maps of the sewer system via:

- Interactive GIS-maps
- Electronically available as-builts
- Printed and electronically available Map Books

##### **GIS Maps**

The interactive GIS-based map of the sewer system is available online on the LACPWs website:

- <https://dpw.lacounty.gov/smd/sewernetwork/>

Within GIS, the Districts maintains a mapping system as seen in Figure 4-1 that includes sewer features such as pipe or manhole location, diameter, material, flow direction, etc. The system includes map base layers such as aerial images, streets, parcels, and storm drain systems also available from other Divisions within LACPW and other governmental agencies. The maps are regularly updated to reflect any changes in the system. Once Cityworks is implemented, valves will be included into the system map.

Sewer System Management Plan  
Santa Fe Springs /Los Angeles County Public Works

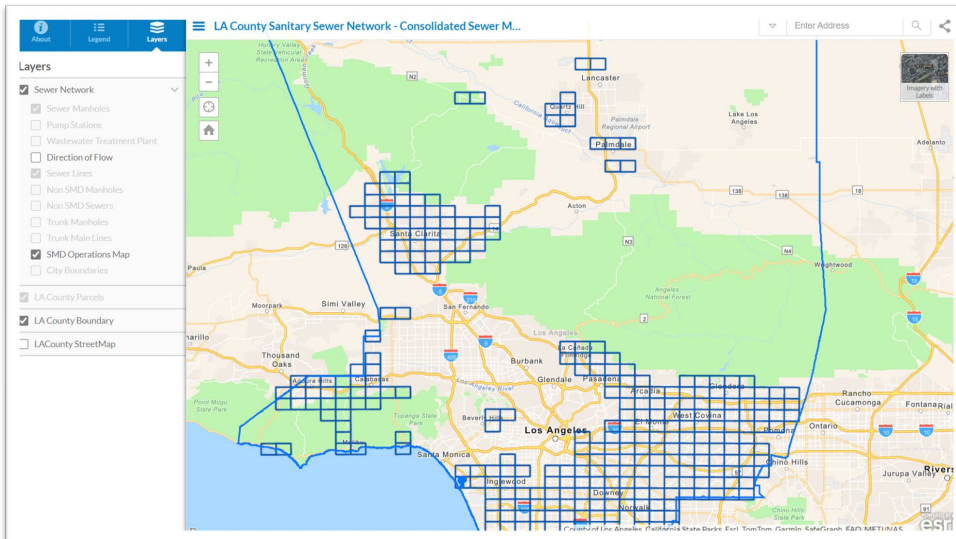


Figure 4-1: CSMD Sewer Network Map

**Sewer As-Built**

Sewer as-builts can be obtained from the City and/or LACPW. To retrieve the as-builts, LACPW has provided detailed instructions on how to locate the as-builts for a desired sewer line on the SMD webpage. Using the sewer network map to obtain the overlay operation map book, the map book lists the as-built sewer plan number that can be searched on LACPW's Land Record Site, see Figure 4-2.

The sewer as-builts are located on LACPW's Land Record site:

- <https://pw.lacounty.gov/smpm/landrecords/SewerPlans.aspx>

Sewer System Management Plan  
 Santa Fe Springs /Los Angeles County Public Works

**Sewer Plans**

The sewer plans below are available at this webpage and assistance may be obtained from the contacts below. View the **Sewer Operations Maps here** to get the sheet that covers your area. Open the overlay sheet for that page and locate the sewer number. Sewers are listed by the number given PC, CI, etc. If you do not find the sewer plan you are looking for, you may need to contact the city that the sewer and property is located within. County contract cities are Artesia, Carson, Commerce, La Mirada, Lakewood, Lomita, and Temple City.

PC	CI	ACCP	AI	JN	Spec	CC
Book		Book PC03000		Book PC06500		Book PC09500
Book PC00001		Book PC03500		Book PC07000		Book PC10000
Book PC00500		Book PC04000		Book PC07500		Book PC10500
Book PC01000		Book PC04500		Book PC08000		Book PC11000
Book PC01500		Book PC05000		Book PC08500		Book PC11500
Book PC02000		Book PC05500		Book PC09000		Book PC12000
Book PC02500		Book PC06000				

For issues, questions, or comments about this application, email the **administrator**.

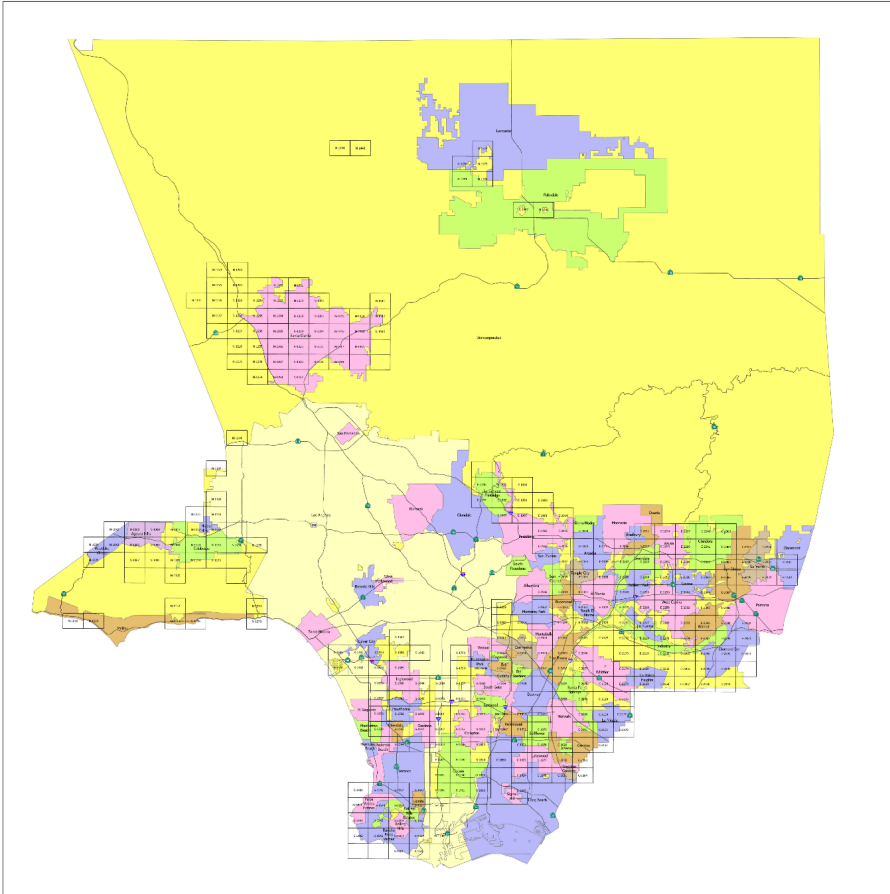
Figure 4-2: Sewer Plans Webpage

**Map Books**

Printed system maps are stored in the Mapping and Annexation Unit of the SMD located at 1000 South Fremont Avenue, Alhambra, California. These maps are also distributed to the SMD’s field crew, for work scheduling and responding to emergencies, and to cities and other agencies. Individual map books can be found using the operation maps overview map as seen in Figure 4-3.

These map book pages are electronically available on the LACPWs website:

- [https://dpw.lacounty.gov/sewer/Page\\_15](https://dpw.lacounty.gov/sewer/Page_15)



**Figure 4-3: Operations Map Overview Map**

#### 4.1.2 Availability of Up-to-Date Mapping to Support Collection System Management

LACPW's print map books for sewer maintenance crews to use in the field for locating sewer infrastructure. When discrepancies are identified in sewer mapping, crews note them on printed map pages or through GIS on a phone and forward them to SMD GIS resources for updates. Field crews have access to both paper maps and the GIS phone application, depending on their preference.

Cityworks will eventually be downloaded onto cell phones and new LACPW's tablets, allowing crews to access facility information in real-time and log operation and maintenance activities directly into the system.

## 4.2 Preventive Maintenance Program

LACPW's maintenance services are provided from six maintenance yards strategically located within the County of Los Angeles for efficient management of maintenance activities including Spills and other emergencies. A map showing locations of the field maintenance yards and pump stations in Appendix D.

The cornerstone of LACPW's maintenance operation is the Preventive Maintenance Program as described in LACPW's training guide maintained in each of the field maintenance yards. This program consists of regular inspection of the sewer system including manholes, pipes, siphons, pump stations, treatment plants, regular cleaning, repair, and related activities. This program is designed and carried out to detect and correct potential problems before they develop into major problems. The Preventative Maintenance Program is implemented through the following key activities:

- CCTV Inspection
- Sewer Line and Manhole Visual Inspection
- Gas Trap Manholes and Siphons
- Drop Manholes
- Sewer Line Cleaning
- Root Foaming
- Periodic Maintenance
- Vermin and Odor Control
- Sewage Pump Stations

The Preventive Maintenance Program utilizes LACPW's Sewer Maintenance Division Maintenance and Operations Manual, which describes these activities in detail. This manual is available on the SMD's webpage:

- <https://dpw.lacounty.gov/sewer/maintenanceandoperationmanual.pdf>

For each activity, the tasks and their frequency are determined periodically, while others are determined based on inspection findings and yard determinations. The descriptions of inspection and maintenance activities and the frequencies for each activity are detailed below.

### 4.2.1 CCTV Inspection

Closed-circuit television (CCTV) inspections of sewer pipes are conducted to investigate and diagnose issues. Factors such as maintenance history, past overflow records, sewer line locations, and age are used to determine which pipes will be televised.

Additionally, LACPW implements CCTV inspections at a programmatic level through the Condition Assessment Program. This program aims to perform CCTV inspections and structurally rate approximately 500 miles of sewer infrastructure each year. Inspections are prioritized based on the number of spills per 100 miles for each jurisdiction.

#### 4.2.2 Sewer Line and Manhole Visual Inspection

The interior and exterior of manholes are inspected twice a year for any structural defects, sewage flow condition, presence of vermin or rodents, deleterious industrial waste, odors, and any signs of unusual settlement around or evidence of debris within the manholes and along sewer alignments.

#### 4.2.3 Gas Trap Manholes and Siphons

In the south area, gas traps are inspected and cleared of any stoppages or flow restrictions every 6 months. In other parts of the County, they are inspected and cleared of any blockages on a monthly basis. Siphons may differ in timeframe depending on the type of lines but are generally performed monthly.

#### 4.2.4 Drop Manholes

These facilities are inspected and cleared of stoppages and flow restrictions on a variable frequency and are dependent on prior inspection. The inspection cycle of the drop manholes aligns with the manhole inspection cycle in Section 4.2.2.

#### 4.2.5 Sewer Line Cleaning

Sewer lines are cleaned by hydro jet or rodding. Frequency of cleaning is based on inspection records. Sewer lines known to accumulate grease, garbage grinds, or sand are put on monthly, quarterly, or semi-annual cleaning schedule and those prone to root growth are periodically rodded or chemically treated.

#### 4.2.6 Root Foaming

Root foaming is performed on main sewer lines based on root intrusion and need, usually associated with overflowing. The frequency of root foaming is initially 1 year, then increases to an 18-to-24-month frequency.

#### 4.2.7 Periodic Maintenance

Periodic Maintenance (PMs) are sites that require higher-frequency cleanings due to maintenance issues. These "hot spots" are identified in the field during maintenance and inspections of sewer facilities and are often caused by debris, root intrusion, or other factors. Segments that experience spills are also added under periodic maintenance.

#### 4.2.8 Vermin and Odor Control

When evidence of infestations is observed during an inspection or a service request or complaint is received, sewers and structures are dusted or baited. Sewers infested by insects are chemically treated.

#### 4.2.9 Treatment Plants and Pumping Stations

The majority of the LACPWs pump stations are equipped with SCADA/alarm systems and are inspected at least once a week. Pumps and motors are lubricated, control mechanisms and valves are checked and adjusted as necessary, and equipment is repaired or modified as required.

Treatment Plants are inspected daily to comply with permit-required sampling and testing and perform routine maintenance. The equipment is cleaned and calibrated, and mechanical components and process units are checked.

#### 4.3 Scheduling and Data Collection

Historically, LACPW generated and tracked work orders using the Maximo Maintenance Management System. The LACPW is in the process of implementing Cityworks Maintenance Management System to schedule and track maintenance activities. The activities the field crew performs are recorded in various forms such as service requests, cleaning reports, sewer maintenance daily reports, manhole adjustments, overflow report forms, etc., and are stored in the maintenance management system. All the asset inventory documenting maintenance activities and data collected are transferred over to the Cityworks Maintenance Management System to aid in the electronic filing and tracking.

#### 4.4 Training

LACPW's staff responsible for the operation and maintenance of the sewer collection system attend formalized training classes or seminars provided by agencies such as California Occupational Safety and Health Administration (CALOSHA), California Water Environment Association (CWEA), and International Brotherhood of Electrical Workers (IBEW). Through this training, staff are well-versed in the latest industry, the best practices for safely and efficiently performing their tasks. Training is required for new staff and when new procedures are introduced.

LACPW also utilizes informal training approaches, including tailgate meetings, monthly safety meetings, and apprenticeship training programs led by higher-level staff. New Legally Responsible Officials and staff responsible for submitting data are informally instructed by an internal reporting expert. Additionally, only companies with well-trained and experienced staff are considered for either emergency spill mitigation or sewer construction and rehabilitation work.

The Sewer Operations Superintendents manage field operations and maintenance activities and are responsible for making sure all collection system field employees receive training in emergency response, spill investigation, and spill reporting duties. LACPW maintains records for all SERP-related training. The date, content, trainers, and attendees are recorded for all scheduled training courses.

With regards to spill response training and spill volume estimation training, the field crews operate a large system with enough spill events to provide opportunities for senior crew members to provide live-drill training for new and less experienced staff. When these events occur, new crew members are invited to observe until they can perform activities on their own. This on-the-job training involves shadowing experienced crew members and learning directly on site, rather than through drills.

To estimate spill volume, the LACPW uses three methods most regularly: eyeball, measure volume, duration and flowrate. The District Staff preparing the estimate employ the method most appropriate to the sewer spill in question and use the best information available.

**Table 4-1: Summary of Training Program**

Training Type	Description	Recurrence
General Order Requirements	Review of General Order Requirements performed throughout the year in morning briefings at each yard.	Monthly – One element discussed each month.
Spill Emergency Response and Drills and Spill Volume Estimation	Staff are trained in the field during live spill events. Staff being trained observe trained crew members perform activities to learn and then perform the activities under supervision to check the training was received.	Performed as needed or at least once annually.
CIWQS Reporting	New Data Submitters are trained by experienced in-house Data Submitters. Staff also attend industry provided training by CWEA and CASA and utilize training videos from the State Water Board website.	Performed as needed or at least once annually.

## 4.5 Equipment Inventory

The maintenance crews are equipped with standard industry technologies including radio equipped trucks for easy communication, cellular phones, heavy and light construction equipment, vacuum trucks, pumps, generators, trucks equipped with closed-circuit television units for interior inspection of sewer lines, and various types of safety equipment. Equipment is regularly checked, adjusted, repaired, or replaced as necessary. However, major fixed assets are replaced when they meet or exceed LACPW established fixed assets replacement criteria based on the age of the equipment, mileage, hours of use, repair history, etc.

Equipment categorized as Class 9 (less than 1/4 ton) or lower is automatically replaced by the Fleet Management Group when it meets the replacement criteria. The request to replace equipment higher than Class 9 is made as part of LACPW annual budget. In addition to the above replacement criteria, an analysis and recommendation by trained staff of LACPW and approval by LACPW's administration is required to replace equipment higher than Class 9.

**Table 4-2: List of Major Equipment**

Equipment Type	Count
Inspection	22
Rodder	12
Vacuum	7
Compressor	2
Jetter	10
Pickup	25
Utility	4
Pump	6
Masonry	4
Dump	4
Construction	2
Sedan	1
Van/Passenger	2
Crane	2
2Axle	3
Stake	5
Tractor	2
<b>TOTAL</b>	<b>113</b>

These criteria, notwithstanding, a piece of equipment can also be replaced if its reliability or safety of operation becomes questionable. New and additional equipment is also acquired when fully justified based on increased workload, new activity, additional personnel, technological improvements, time and cost savings, employee or public safety requirements, etc. Each Collection System Yard maintains the spare equipment and parts needed by that yard to maintain the sewer pipelines and pump stations within the yard's service area and each is responsible for ordering replacements.

## 5 Design and Performance Provisions

### 5.1 Design and Construction Standards and Specifications

The City requires that all sewers be designed in accordance with LACPW's standards. The LACPW has standard plans and specifications for the construction of sanitary sewers and appurtenances to ensure that sewer lines and connections are properly designed and constructed. The LACPW specifications by reference incorporate the:

- Standard Plans for Public Works Construction;
- Standard Specifications for Public Works Construction ("Green Book");
- Standard Plans Public Works 2000 Edition;
- Special Provisions; and
- Standard Drawings.

In addition, LACPW has other publications such as the Private Contract Sanitary Sewer Procedural Manual, Guidelines for the Design of Pump Stations, etc., to maintain consistency in the design of collection systems within the unincorporated County areas and CSMD member cities.

The City requires that these publications also be followed in the design of sewer systems within the City. To further ensure that sewer facilities are properly designed, the City requires construction drawings to be prepared by licensed engineers. The construction drawings are thoroughly reviewed by the City and SMDs engineers prior to approval for construction and inspection of the actual construction work. SMD review plans to ensure that appropriate maintenance standards are integrated into the design from a maintenance standpoint only.

### 5.2 Procedures and Standards for Inspecting and Testing System Improvements

To further assure that sewer facilities are properly designed and constructed, the LACPW requires that sanitary sewer plans are designed by licensed engineers and provides thorough review of plans prior to approval for and conducting inspection of construction work. Each city within CSMD has its own design and construction standards and requirements. Prior to accepting a newly completed sewer system for maintenance, each city is responsible for assuring sewers are designed and constructed to standard. The following procedures are used to ensure compliance with LACPW standards for portions of the system designed and constructed in unincorporated areas:

The following procedures are used to ensure compliance with LACPW standards for portions of the system designed and constructed within the City:

- The City provides inspection by outsourcing to qualified consultants for the inspection of new sewer construction projects. The City requires that as-built plans of the completed projects be submitted prior to final approval for acceptance of sewer facilities for public use.

Sewer System Management Plan  
Santa Fe Springs /Los Angeles County Public Works

- Within the City new sewers, as well as sewer lines rehabilitated by lining, be televised and the video reviewed by SMD's personnel prior to the acceptance of the completed project.
- In compliance with LACPW's policy, the City requires that all new or rehabilitated pumping stations be inspected by experienced SMD Electro-Mechanics prior to acceptance for maintenance by the SMD.
- LACPW's inspectors are well trained in pipeline and pump station construction. They attend training classes and educational seminars to stay familiar with advancements in the industry. The inspectors are also provided with adequate materials to perform their jobs, including the Standard Specification for Public Works Construction Inspection Manual, the Green Book, etc.

## 6 Spill Emergency Response Plan

The LACPW's Spill Emergency Response Plan (SERP), included in Appendix F provides guidelines for LACPW's maintenance crew to follow in responding to, cleaning up, and reporting sewer spills that may occur within the Districts' service area. The purpose of the SERP is to support an orderly and effective response to sewer spills that ensure all regulatory requirements are met. The LACPW's SERP comprehensively addresses notification, response, assessment, and recordkeeping requirements of the SWCRB General Order as summarized in Table 6-1.

**Table 6-1: Spill Emergency Response Plan General Order Compliance**

Order Requirement	SERP Section
Notify primary responders, appropriate local officials, and appropriate regulatory agencies of a spill in a timely manner;	2, 3.4
Notify other potentially affected entities (for example, health agencies, water suppliers, etc.) of spills that potentially affect public health or reach waters of the State;	2, 3.4, 3.7
Comply with the notification, monitoring and reporting requirements of this General Order, State law and regulations, and applicable Regional Water Board Orders;	4
Ensure that appropriate staff and contractors implement the Spill Emergency Response Plan and are appropriately trained;	6
Address emergency system operations, traffic control and other necessary response activities;	3
Contain a spill and prevent/minimize discharge to waters of the State or any drainage conveyance system;	3.4
Minimize and remediate public health impacts and adverse impacts on beneficial uses of waters of the State;	3.4, 3.6
Remove sewage from the drainage conveyance system;	3.6
Clean the spill area and drainage conveyance system in a manner that does not inadvertently impact beneficial uses in the receiving waters;	3.6
Implement technologies, practices, equipment, and interagency coordination to expedite spill containment and recovery;	3.6
Implement pre-planned coordination and collaboration with storm drain agencies and other utility agencies/departments prior, during, and after a spill event;	-
Conduct post-spill assessments of spill response activities;	3.8, 4.5
Document and report spill events as required in this General Order; and	4
Annually, review and assess effectiveness of the Spill Emergency Response Plan, and update the Plan as needed.	6.1

### 6.1.1 Pre-Planned Coordination with Other Agencies or Departments

Member cities hold periodic meetings to review roles and responsibilities. For example, the role of the City is to support securing the site and initial containment before SMD field crews arrive. When appropriate, LACPW invites LACSD staff to discuss any jurisdictional inquiries or investigations of spills.

## 7 Sewer Pipe Blockage Control Program

### 7.1 Program Overview

Analysis of sanitary sewer overflows over the last 3 years indicates an average of 88 percent of spills within the Districts collection system are linked to roots, debris, grease, pipe structural failure, and pump station failure either as a primary or secondary cause factor. Between 2021 and 2024, an average of 30 percent of spills were linked to grease accumulation and 18 percent linked to debris accumulation. To prevent the build-up of Fats, Oils and Grease (FOG) that can cause blockages and restrictions in flow, the County has implemented a FOG program to prevent sewage overflows into the environment, as well as to reduce the discharge of FOG to the sewer system.

Santa Fe Springs experienced 2 sewer overflows between 2001 through 2024, 1 spill caused by roots and 1 spill caused by Others (Rags and Grease).

The Environmental Programs Division (EPD) is responsible for performing fats, oils, and grease source control inspections of food service establishments (FSEs). The EPD regulates industrial waste disposal for 36 cities by contract and all unincorporated areas. The number of FSEs per City and within the unincorporated areas are listed in Table 7-1.

**Table 7-1: Number of FSEs per City/Area**

City/Area	Number of Food Service Establishments
Unincorporated Area	1025
Lakewood	181
Artesia	118
Cerritos	144
Paramount	52
Bellflower	51
La Mirada	74
Hawaiian Gardens	21
Carson	169
Culver City	188
Rolling Hills Estate	20
Lawndale	46
Cudahy	12
Lomita	58
Rosemead	114
Duarte	53
Irwindale	39
Temple City	55
Commerce	102
Bell Gardens	91
La Cañada Flintridge	49
Beverly Hills	135
San Fernando	52
Westlake Village	50
Agoura Hills	65
West Hollywood	255
Calabasas	53
San Dimas	80
Walnut	52
Diamond Bar	75
Santa Clarita	376
<b>Total</b>	<b>1324</b>

City of Santa Fe Springs is responsible for their own FOG Program.

City/Area	Number of Food Service Establishments
Santa Fe Springs	105

A list of cities that EPD supports with industrial waste disposal, including FOG source control inspections, can also be found on the Los Angeles County official website:

- <https://cleanla.lacounty.gov/industrial-waste/#Jurisdictions>

For the other cities that are not on this list, the city handles all their own FOG-related source control activities.

The EPD’s FOG program guidelines and procedures can be found on the Industrial Waste page on the LACPW’s website:

- <https://cleanla.lacounty.gov/industrial-waste/#Obtaining-Clearance>

The website provides FOG guidelines, standard drawings for grease pretreatment devices, permit forms, and details on EPD’s FOG program.

## 7.2 Implementation Plan and Schedule for Public Outreach

### 7.2.1 Summary of Outreach Activities

The LACPW conducts public outreach through various channels to educate the community about Fats, Oils, and Grease management:

- **Community Events:** LACPW participates in resource fairs, park events, and Earth Day- themed events, where staff distribute FOG brochures and answer questions from the community.
- **Website Resources:** The FOG page on LACPW’s website provides a comprehensive list of FOG dos and don’ts:

County: <https://pw.lacounty.gov/SMD/grease/Index.cfm>

City:

[https://www.santafesprings.gov/departments/public\\_works/public\\_works\\_sewer\\_maintenance.php](https://www.santafesprings.gov/departments/public_works/public_works_sewer_maintenance.php)

- **Inspections:** During inspections of FSEs, FOG inspectors provide educational materials on best management practices (BMPs) for grease traps and interceptors. Newly permitted FSEs also receive BMP materials.

By engaging with the community and FSEs through these activities, LACPW aims to promote effective FOG management practices and prevent blockages in the sewer system.

To complement LACPW efforts, the City will initiate its own Public Education Outreach Program. This will consist of including SSO- and FOG-related articles from the LACPW and other sources, such as the City’s newsletters and webpage ([https://www.santafesprings.gov/departments/public\\_works/public\\_works\\_sewer\\_maintenance.php](https://www.santafesprings.gov/departments/public_works/public_works_sewer_maintenance.php))

[nance.php](#)) and by maintaining continuous communication with the LACPW, City residents, and other stakeholders on these and other issues. City personnel also disseminate information to residents during meetings or while conducting right-of-way lateral work inspections.

## 7.2.2 Plan and Schedule of Events

The schedule of outreach activities is based on opportunities for public engagement and the frequency of FSE inspections. When an opportunity arises for SMD to participate in a public event, the Community and Government Relations Group (CGRG) notifies them. Many of these events occur annually and SMD tries to be involved if notified by the CGRG in time to coordinate. CGRG keeps track of all the events LACPW participates in annually, providing a summary of events at the end of the year.

FSE Outreach is timed around FSE inspections. FSE owners are provided with educational material when FOG inspectors visit to inspect grease traps and interceptors and check for any violations.

## 7.3 Plan and Schedule for Disposal of FOG

For the disposal of grease and other pipe-blocking substances, FSE's must obtain an Industrial Waste Disposal Permit from EPD that requires a schedule of frequent maintenance and documentation of maintenance and disposal of waste. Under the permit, grease traps are required to be maintained/pumped daily while grease traps/interceptors that can handle 750 gallons or greater require quarterly maintenance. FOG haulers have multiple options for grease disposal, including Baker Commodity in Vernon and designated disposal locations in Los Angeles and the County Sanitation Districts of Los Angeles County. These disposal sites are regulated and require a fee.

The solidified fats found in the City and LACPW collection system during cleaning operations are trapped, collected, and taken to the maintenance yard dump bins. Once the bins are full, these and other debris collected from the system are taken to the County Sanitation Districts of Los Angeles County facilities.

This function is performed by CSMD staff on behalf of the City. The methods used by LACDPW are contained in SMDs' SSMP.

## 7.4 Authority to Prohibit FOG Discharges and Identify Measures to Prevent FOG Spills

### 7.4.1 Authority

The City and LACPW legal authority to prevent illicit discharges into the sanitary sewer system and to limit the discharge of FOG and other debris that may cause blockages in the sewer lines is discussed in Chapter 3.

## 7.4.2 Preventative Measures

The LACPW utilize semiannual manhole inspection of all manholes and the scheduled and unscheduled sewer line cleaning and television inspection of the interior of sewer pipes to identify pipe segments experiencing heavy grease accumulation and in mitigating the problem. These legal mandates and maintenance practices are complemented by the LACPW's Public Education and Outreach Program discussed in Section 7.1 to minimize Spills and blockages caused by FOG.

## 7.5 FOG Program Requirements and Design Standards

A pretreatment system/device is required for any new and existing food service establishment or similar facility where FOG from food preparation is discharged into the sewer system in quantities that may cause blockages or interfere with sewage treatment or disposal. All pretreatment facilities, whether required by EPD or installed voluntarily, shall be maintained and operated under a valid Industrial Waste Disposal Permit (IWDP) for the operating life of the facility.

FOG program requirements are outlined in the IDWP Conditions and Limitations (Appendix G1) and are supported by the Pretreatment Guidelines for Restaurants and Food Service Operations.

The City requires that all sewers be designed in accordance with LACPW standards. LACPW has standard plans and specifications for construction of sanitary sewers and appurtenances to ensure that sewer lines and connections are properly designed and constructed. LACPW specifications by reference incorporate the standard plans and specifications for Public Works construction, special provisions, and standard drawings. In addition, LACPW has other publications, such as the Private Contract Sanitary Sewer Procedural Manual, Guidelines for the Design of Pump Stations, etc., to ensure consistency in the design of collection systems within unincorporated County areas. The City requires that these publications also be followed in the design of sewer systems within the City. To further ensure that sewer facilities are properly designed, the City requires construction drawings to be prepared by licensed engineers.

The construction drawings are thoroughly reviewed by the City and SMDs engineers prior to approval for construction and inspection of the actual construction work. SMDs review plans to ensure that appropriate maintenance standards are integrated into the design from a maintenance standpoint only.

### 7.5.1 Requirements to Install Grease Removal Devices

The LACPW's legal authorities to enforce the requirements stipulated in this section are discussed in Chapter 3. The Director of Public Works has enforcement authority for industrial waste permitting per Section 20.36.040 of the LACO Code and charged the EPD with permitting and inspecting more than 1,300 food service establishments that discharge into the sanitary sewer system in the unincorporated areas and 36 contract cities within the CSMD. New or remodeled FSEs and those under new ownership must also secure a permit from the Building and Safety Division (BSD). If there is a FOG-related problem associated with an industrial waste permit, DPW will take enforcement action against the permittee, or where applicable, refer the problem to the contract city for enforcement

action. The EPD requires that industrial waste generating facilities and any FSE with the potential to produce grease install a grease control device (GRD).

The LACPW does not issue permits or inspect domestic sewage disposal to the sanitary sewer system. However, the LACO Code prohibits the discharge of “any material, which may create a public nuisance, or menace to the public health or safety, or which may pollute underground or surface waters, or which may cause damage to any storm drain channel or public or private property” (Section 20.36.010). If during inspection of the sanitary sewer system LACPWs personnel determine that a FOG-related problem exists and is traceable to a domestic sewage source of such character that is not satisfactory, under the LACO Code (section 20.20.100), pretreatment could be required or the discharge required to be eliminated. Domestic waste containing FOG can lead to spills, which are public nuisances and is a violation of California Health and Safety Code Division 5, Part 3, Chapter 6, Article 2, which can also be used to impose appropriate domestic sewage discharge requirements.

The Environmental Protection Division (EPD) of the Santa Fe Springs Department of Fire-Rescue permits and inspects industrial waste discharges into local sewers within the City of Santa Fe Springs. Industrial wastewater is defined as all wastewater from any manufacturing, processing, institutional, commercial, or agricultural operation or any operation where the wastewater discharged includes significant quantities of waste of non-human origin. Industrial wastewater includes discharges of fats, oils, and greases from food processing establishments and restaurants. The EPD reviews plans to determine if facilities have adequate pretreatment systems. Clearances and permits are issued for the discharge of wastewater to the sanitary sewers, private disposal systems, or offsite disposal. The Industrial Waste Unit's goal is to ensure that facilities are designed so as to not create a nuisance, menace the public peace, health or safety, or impact the public sewerage system, soil, underground and/or surface waters.

## 7.5.2 Design Standards for Grease Removal Devices

FSEs are required to size, design and construct grease traps and interceptors according to the LACO Plumbing Code. Additionally, they are required to be approved, installed, and operated in a manner to control discharges of FOG into the sanitary sewer system and to ensure that the facilities do not create nuisances, menaces to the public peace, health or safety hazards, or adverse impacts to the public sewer system, soil, underground, and/or surface waters.

The Industrial Waste online page on the County's website provides standard drawings for grease pretreatment devices: <https://cleanla.lacounty.gov/industrial-waste/#Obtaining-Clearance>

LACO TITLE 20, Sections 20.32.330 and 20.32.340, as adopted by the City, requires that the design of new mainline sewers and pumping plants, respectively, comply with Part 3 of Chapter 20.32 of LACO TITLE 20. Section 20.32.350 of LACO TITLE 20 requires that the design of new house laterals also conform to the requirements of Part 3, Chapter 20.32, of LACO TITLE 20. In accordance with LACO TITLE 20, Section 20.32.580, the construction of a collection sewer system is required to conform to the requirements prescribed by Division 2 of LACO TITLE 20, Standard Specifications for Public Works Construction ("Green Book"), and Special Provisions and Standard Plans, all on file in the

Director of Public Works/City Engineer's office. The inspection of new mainline sewers and pumping plants to ensure proper construction is covered under Section 20.30.590 of LACO TITLE 20 and regulated under the CMCs.

### 7.5.3 Maintenance Requirements

The IWDP Conditions and Limitations have a minimum maintenance frequency condition and a requirement to maintain the GRD in proper working order. During inspections, inspectors physically examine the GRD. If a grease interceptor (GI) is used, FSEs are required to open and inspect it. If issues are identified, they are documented, and a job order is created. The FSE signs off on the order and receives a receipt. If cleaning records are not provided, or if the GI cannot be accessed, the FSE must clean it.

Permit conditions require:

- GIs to be cleaned at least once every three months
- FSEs with grease traps are required to perform daily maintenance

The cleaning schedule for identified FOG-prone sewer segments is performed by the LACPW for the City. The methods used by LACPW staff are described in the County's SSMP.

### 7.5.4 Best Management Practices Requirements

#### 7.5.5 The Pretreatment Guidelines for Restaurants and Food Service Operations provide guidelines and best management practices for selecting and installing pretreatment devices. These guidelines outline the installation requirements for grease interceptors and offer a list of alternative pretreatment devices that can be used in lieu of a grease interceptor.

During inspections, inspectors verify whether best management practices are being followed, such as maintaining proper documentation, using adequate devices, and employing appropriate disposal methods. In incorporated areas, inspectors distribute flyers outlining the dos and don'ts of fog management and request that these flyers be displayed at workstations for workers to see.

The City requires that all sewers be designed in accordance with LACPW standards. LACPW has standard plans and specifications for construction of sanitary sewers and appurtenances to ensure that sewer lines and connections are properly designed and constructed. LACPW specifications by reference incorporate the standard plans and specifications for Public Works construction, special provisions, and standard drawings. In addition, LACPW has other publications, such as the Private Contract Sanitary Sewer Procedural Manual, Guidelines for the Design of Pump Stations, etc., to ensure consistency in the design of collection systems within unincorporated County areas. The City requires that these publications also be followed in the design of sewer systems within the City. To further ensure that sewer facilities are properly designed, the City requires construction drawings to be prepared by licensed engineers.

The construction drawings are thoroughly reviewed by the City and SMDs engineers prior to approval for construction and inspection of the actual construction work. SMDs review

plans to ensure that appropriate maintenance standards are integrated into the design from a maintenance standpoint only.

### 7.5.6 Record Keeping and Reporting Requirements

As a condition of the Industrial Waste Permit, FSEs must record the maintenance of grease trap/interceptors on a maintenance log report. The log records date of the service performed, types of services performed, and person/company providing service. Additionally, for any liquid or solid industrial wastes transported from the site, FSEs must obtain and keep copies of receipts for grease trap/interceptor maintenance and pumping for at least 180 days.

The maintenance log report and receipts shall be made available to LACPW and the City (if applicable) upon request.

The Environmental Protection Division (EPD) of the Santa Fe Springs Department of Fire-Rescue permits and inspects industrial waste discharges into local sewers within the City of Santa Fe Springs. Industrial wastewater is defined as all wastewater from any manufacturing, processing, institutional, commercial, or agricultural operation or any operation where the wastewater discharged includes significant quantities of waste of non-human origin. Industrial wastewater includes discharges of fats, oils, and greases from food processing establishments and restaurants. The EPD of Santa Fe Springs reviews plans to determine if facilities have adequate pretreatment systems. Clearances and permits are issued for the discharge of wastewater to the sanitary sewers, private disposal systems, or offsite disposal. The Industrial Waste Unit's goal is to ensure that facilities are designed so as to not create a nuisance, menace the public peace, health or safety, or impact the public sewerage system, soil, underground and/or surface waters.

### 7.5.7 Procedures

The LACPW implements the following procedure to identify and manage sections of the system impacted by FOG blockages:

- **Identification:** Sections impacted by FOG blockages are identified through regular inspections conducted by cleaning crews, CCTV inspections, and reports of spills.
- **Investigation:** Once identified, these sections are thoroughly investigated to assess the extent of the blockages and determine the appropriate actions needed to address them.
- **Maintenance:** Based on the investigation findings, a periodic cleaning schedule is defined and implemented for each affected section to ensure ongoing maintenance and prevent future blockages.

## 7.6 Inspection and Enforcement Program

### 7.6.1 Authority to Inspect Grease Producing Facilities

As discussed in Chapter 3 of this document, Section 20.36.400 of the LACO Code provides legal authority to inspect FOG-producing facilities, prohibiting the discharge of substances that may obstruct or require frequent maintenance of the sewer system.

The source control inspection process follows standard workflow, including researching plans, preparing for the inspection, reviewing operations, and requesting GRD maintenance documentation. Inspectors may ask questions about waste oil management, changes in operations that affect the permit, and maintenance frequency. They also check for compliance with Best Management Practices such as ensuring BMP posters are visible in the kitchen. Inspectors document their findings and enter data into the HMS database.

When SMD encounters FOG issues in the collection system, whether from spills CCTV inspections, or sewer cleaning, the source of the problem is evaluated as either residential, commercial, or both. For residential spills, SMD may notify residents door-to-door, providing information on proper grease disposal practices. For recurring issues, the affected area is placed on a preventive maintenance schedule.

In the case of commercial spills, the incident is referred to EPD for investigation. EPD checks GRD maintenance and requires corrective actions when needed. If an FSE without a GRD is responsible for a spill, EPD mandates the installation of a GRD. If a GRD-equipped FSE causes a spill, more frequent maintenance may be required. All investigations are documented in the HMS database, and results are communicated to SMD as relevant.

Chapter 97, Section 97.0 adopts by reference the Los Angeles County Code (LACC), Title 20, Division 2, entitled "Sanitary Sewers and Industrial Waste." LACC, Title 20, Division 2 requires that any business that generates, handles, and/or disposes of industrial wastewater must obtain an industrial waste disposal permit. Inspection of industrial waste dischargers is conducted at least once every three years. Industrial waste permits are issued annually. There are currently 326 facilities holding industrial waste discharge permits in the City.

### 7.6.2 Authority to Enforce

The enforcement process for violations varies based on location. In unincorporated areas, inspectors issue a Notice of Violation or Order to Comply with a set deadline. Follow-up inspections verify compliance, and unresolved issues may be escalated to supervisors. In rare instances, compliance issues are referred to headquarters, possibly resulting in legal action with the District Attorney. In CSMD cities, violations are handled similarly, but escalation may involve the City's Code Enforcement and, if necessary, the City Attorney.

### 7.6.3 Resource Plan to Inspect and Enforce

The EPD has sufficient inspection and enforcement staffing to achieve an annual FSE inspection cycle and follow up on requirements and violations identified. LACPW's current funding allows for increases in permit and other services charges if necessary to hire additional staff.

LACO TITLE 20, Section 20.24.090, gives the Director of Public Works/ City Engineer the legal authority to inspect mainline sewers, sewage pumping plants, interceptors, etc., as often as deemed necessary, to ascertain whether such facilities are maintained and operated in accordance with the provisions of Division 2 of LACO TITLE 20.

Under Section 20.24.100 of LACO TITLE 20, the Director of Public Works/ City Engineer is empowered to enforce all the requirements prescribed in Division 2, Sanitary Sewers and Industrial Waste, and in accordance with Section 20.24.110, may delegate this authority. LACO TITLE 20, Section 20.24.160, allows criminal penalties for any violations.

LACO TITLE 20, LACO TITLE 28, standard plans, specifications, and other material cited in this chapter are filed at the Director of Public Works/City Engineer's office.

## 7.7 Maintenance Program to Address FOG Issues

As described in Section 4, FOG prone sections of LACPWs collection system, referred to as "hot spots," are identified during routine maintenance operations and investigation of stoppages and spills. These portions of the system found to have persistent FOG problems are put on monthly, quarterly, or semi-annual periodic cleaning schedule, depending on the magnitude of the problem. Furthermore, segments of the collection system with persistent FOG problems are referred to the EPD for additional investigation and enforcement actions.

## 7.8 Implementation of Source Control Measures to Address FOG Issues

### 7.8.1 Summary of Source Control Measures

Pretreatment devices are used to remove grease from sewage to prevent the accumulation of FOG that can lead to blockages. LACPW provides pretreatment guidelines to FSEs, offering guidance on how to adequately select, size, and install a pretreatment device based on the amount of grease produced. The maintenance of these devices is outlined in the IWDP to ensure proper operation and functionality. Under the IWDP, LACPW or City may require upgrades to grease interceptors if maintenance is inadequate or if the interceptor is too small to handle the waste stream.

### 7.8.2 Summary of Source Control Program Enforcement

The EPD conducts routine inspections of FSEs and inspects new establishments. Investigations are also performed when spills occur. When SMD receives complaints and determines that FOG may have caused a spill or has the potential to cause a spill (e.g., grease accumulation), they reach out to the EPD for further investigation. Upon investigation, the EPD may make adjustments to the permit and treatment requirements to prevent such incidents and/or place the impacted area under periodic maintenance as described in Section 4.2.7. Under the Industrial Waste Discharge Permit (IWDP), LACPW or City may modify the permit and its conditions and limitations as necessary to ensure proper waste disposal.

## 8 System Evaluation, Capacity Assurance and Capital Improvements

The LACPW has implemented procedures for system evaluation, capacity assurance, investment prioritization, and capital improvement planning. This section documents the procedures and activities for:

- Routine evaluation and assessment of system conditions;
- Capacity assessment and design criteria;
- Prioritization of corrective actions; and
- Capital improvement planning.

### 8.1 System Evaluation and Condition Assessment

#### 8.1.1 Best Practices and New Technology

LACPW uses CCTV as the primary tool for condition assessment of pipelines which is in accordance with industry standards for small diameter pipelines. Use of CCTV is the industry best practice for sewer pipeline condition assessment given the pipe size range (8-inch to 36-inch) the County owns and operates.

#### 8.1.2 Amount of System Condition Assessment

Under the Condition Assessment Program (CAP), SMD plans to perform CCTV inspections at a rate of approximately 500 miles of sewer infrastructure each year starting in 2025. The complete cycle is scheduled to last a total of approximately 10 years, with the period between inspections dependent upon age and results from the last inspection. Newer pipe segments found to be in good condition in the prior inspection will have a low priority in the next inspection cycle. SMD inspects all manholes twice a year.

#### 8.1.3 Inspection and Condition Assessment Prioritization

Historically, LACPWs CAP prioritized condition assessment projects based on jurisdiction/cities with ordering based on spill rate. The assessment prioritized sewer lines with the most potential for repair needs based on maintenance history, past overflow records, sewer line locations, and age. Based on the reissued General Order LACPW will incorporate additional factors into condition assessment prioritization. These include areas that:

- Hold a high level of environmental consequences if vulnerable to collapse, failure, blockage, capacity issues, or other system deficiencies;
- Are located in or within the vicinity of surface waters, steep terrain, high groundwater elevations, and environmentally sensitive areas;
- Are within the vicinity of receiving water with a bacterial-related impairment on the most current Clean Water Act section 303(d) List;

The LACPW plans to develop and implement an approach to incorporate these factors into condition assessment prioritization by May 2027.

#### 8.1.4 Inspection Methods

The LACPW uses CCTV inspection as the primary means for collecting visual observations of system conditions. This CCTV inspection program digitally records the condition of the pipe interior from manhole to manhole using a robotic camera tethered to a camera van.

While the video is being captured, a National Association of Sewer Service Companies (NASSCO) Pipeline Assessment and Certification Program (PACP) certified crew member views and logs events such as defects and observations using the standardized NASSCO PACP observation codes. With GraniteNet, digital video inspections files are transferred via cloud enabling access to anyone with credentials and password access using a laptop or mobile device.

In addition to CCTV inspection, visual inspection is conducted on sewer facilities during sewer system maintenance activities. In the past, a field crew would document visual observations and system issues on a form to trigger follow up inspections and repair actions. Once the Cityworks is implemented, field crews can provide these observations electronically using mobile devices for immediate communication to SMD Superintendents and Supervisors to trigger follow-on actions to address issues.

#### 8.1.5 Utilizing Observations for Condition Assessment

The LACPW utilizes the NASSCO rating system to identify defects and observations using PACP observation codes. The City plans to continue using the NASSCO PACP condition rating for sewer pipelines and is planning to incorporate the MACP for manhole condition assessments. The LACPW prioritizes repairs of critical structural defects. These include NASSCO PACP Structural Grade 5 defects with potential for soil migration and undermining of pipe bedding leading to pipe movement and having potential for accelerated deterioration (i.e., pipe collapse, broken void visible, broken soil visible, hole void visible, hole soil visible, missing wall, and severe offsets impeding flow). These types of defects also have potential for leakage. Other less severe NASSCO PACP Structural Grade 5 and NASSCO PACP Structural Grade 4 defects are not prone to leakage due to collimation and sealing of the defects with sedimentation and biological growth.

Throughout Los Angeles County, historical rivers and creeks have been concrete-lined or replaced with storm drainage piping. LACPW is not aware of any locations in the CSMD service area where there is potential for subsurface leakage reaching water of the State.

The LACPW also performs visual inspections weekly at pump stations to verify the pumps are performing well, are properly maintained, and are in compliance with standards. If issues are identified, they are addressed via a corrective maintenance work order or elevated to be included in a project.

#### 8.1.6 Inspection and Assessment Recordkeeping

The LACPW documents and recordkeeping of system evaluation and condition assessment inspections and activities have historically been maintained using WinCan

software with videos stored on LACPW servers. LACPW recently transitioned to using GraniteNet, a cloud-based CCTV software, which will enable access to CCTV data and videos to anyone with password access and credentials from mobile devices or laptops connected to the internet.

In the past, when field crews conduct visual inspections during maintenance activities, system deficiencies requiring action were recorded as footnotes on forms for replacements, repairs, and issue identification. Once the Cityworks is implemented, field crews can use mobile devices to document these issues in the Cityworks Maintenance Management System to better manage and keep record of findings and address issues.

#### Assessing Assets Vulnerable to Climate Change

The District's service area has sections of the system that are susceptible to climate change impacts from flooding, landslides, wildfires, and power disruptions that may cause service disruptions. LACPW plans to develop and implement procedures to identify and address system assets vulnerable to direct and indirect impacts of climate change by November 2027, including but not limited to:

- Sea level rise
- Flooding and/or erosion due to increased storm volumes, frequency, and/or intensity
- Wildfires
- Increased power disruptions

LACPW has an overarching Emergency Response Plan for addressing large-scale emergency events. These procedures provide comprehensive guidelines for personnel to effectively respond to various emergency situations including communication directives, preparatory assignments, and specific actions for different types of emergencies.

Specific Emergency Procedures related to climate change include:

- Earthquake Response Procedures
- Fire Response Procedures
- Storm Response Procedures
- Electrical Power and Telecommunication Outage
- Tsunami (Large Wave) and High Tide Procedures
- Sewage Leakage and Overflows
- Air Pollution Emergency Response Procedures
- Land Movement and Rockslide Response

## 8.2 Capacity Assessment and Design Criteria

### 8.2.1 Gravity Facilities

The City is responsible for confirming that newly constructed pipelines are constructed with adequate hydraulic capacity. A study is required for each development to analyze the

capacity of the existing system and will set forth mitigation requirements for developers to ensure adequate capacity sizing of proposed sewer lines to accommodate the current design and future base, peak, and wet weather flows.

CSMD member cities are responsible for capacity assurance within their jurisdictional boundaries.

A preliminary assessment determines whether a sewer area study is required, based on zoning and acreage to estimate the load. If the estimated load exceeds thresholds, a sewer area study is triggered. Sewer load calculations are lot-based, determined using parcel size and zoning type. A standard measure, such as cubic feet per second (cfs) per acre, is used, with flow rates varying by zoning type. This methodology results in sewer lines are designed to handle the specific load for each parcel. Increased densification due to new zoning or development to full capacity may necessitate resizing existing sewer pipes.

For all new projects impacting the capacity of the public sewer system, the LACPW requires the submission of a sewer area study. The capacity assessment assumes an ideal system with no illegal connections and uses a design criterion of 1/2 full pipe capacity as adequate for lines smaller than 15-inch in diameter, and 3/4 full pipe for lines 15-inch and greater. Reports are submitted and reviewed through a plan check process.

The sewer area study procedure and support materials for the unincorporated areas of Los Angeles County can be found on the Land Development Division website:

- <https://pw.lacounty.gov/ldd/lddservices/sewerAreaStudy/sewerAreaStudy.shtml>

The City is responsible for ensuring that the public sewer infrastructure is correctly designed, adequately sized, and easily maintained. LACPW provides a supporting role in reviewing all proposed sewer plans for new developments in the City to ensure that they conform to LACPWs design standards and to ensure that requirements for acceptability for maintenance are met.

The Director of Public Works/City Engineer or hired qualified private company provides thorough review of all sewer plans for proposed development projects in the City to ensure that (1) they are properly designed with sufficient capacity for current and future base, peak, and wet-weather flow demands; and (2) any impact of proposed project on existing sewer system is mitigated prior to being approved by the Director of Public Works/City Engineer. During construction, the projects are continuously inspected by the Director of Public Works/City Engineer or hired construction inspectors to ensure that sewer facilities are constructed in accordance with the approved plans and specifications.

## 8.2.2 Pressure Facilities

Pump stations within the City and LACPW are designed for full buildout and include redundancy in controls and pumping systems. If developers seek to connect additional tracts, they must hire an engineer to evaluate the pump station's capacity needs. Flow studies are conducted on a case-by-case basis through the permitting process. Sewer line flow measurements are performed to assess the capacity of lines suspected of being surcharged. These measurements are straightforward for established sewer systems, though more remote systems require additional permissions for access.

### 8.2.3 Infiltration and Inflow

The assessment of increased infiltration and inflow (I/I) is conducted in collaboration with LACSD. LACSD performs studies to identify sources of I/I into their system, which may include LACPWs collection systems, potentially triggering an assessment of LACPW's system. Mitigation strategies include sealing manholes and sewer lining, LACPW with LACSD providing the sealant and lining materials. Additionally, LACSD and LACPW develop a list of manholes affected by I/I. LACSD typically requests that manholes be sealed, and peepholes corked. Sampling and analysis are performed as needed.

### 8.2.4 Erosive Forces in Canyons and Streams

The LACPW mitigates erosive forces for pipelines crossing or near rivers and streams by requiring these pipelines to be concrete encased. The methods of encasement are defined in LACPW's Design Standards Manual.

### 8.2.5 Design Flow and Weather Events

The system is designed according to LACPWs Design Standards to accommodate dry weather peak flow conditions and design storm and wet weather events. Approximately 91 percent of pipelines in CSMD system are 8-inch vitrified clay pipes and approximately 8 percent are 10-inch to 15-inch diameter. The City has approximately 78 percent of pipes that are 8-inch vitrified clay pipes and approximately 22 percent are 9-inch to 18-inch diameter. These pipelines collect flows from small sewer catchment areas and convey the flows to the nearest LACSD trunk sewers for conveyance to an LACSD treatment plant for treatment and disposal.

### 8.2.6 Capacity Assessment Data

When performing sewer capacity studies within the City's boundary, developers can obtain reference data for the development of sewer studies and capacity assessments directly from the City. LACPWs Land Development Division (LDD) can assist upon request from the City.

When performing sewer capacity studies within the unincorporated areas of Los Angeles County, developers can obtain reference data for the development of sewer studies and capacity assessments on LDD's website. The website provides guidance on the approval process, links to information such as as-builts and sewer locators, and examples of required documents. If contractors need additional information, they may reach out to LDD directly to request any additional materials.

The LDD collects, maintains, and archives all sewer studies and flow data performed, and can provide this information upon request. Additionally, LDD has access to and can provide information as needed from sewer pipeline condition assessments, system inspections, spill history, and other available data used to assess system deficiencies and identify necessary system repairs and rehabilitation.

### 8.2.7 Capacity Enhancement Plan

The Sewer Collection System Capacity Enhancement Program is a combined effort between the City and LACPW. LACPWs Capacity Enhancement Plan focuses on

managing infiltration and inflow (I/I) by requiring proper system design through plan checks, careful inspection during construction, and the use of appropriate pipe materials.

After installation, multiple strategies are employed to identify and eliminate I/I sources where feasible. Detection strategies include visual inspections, CCTV, and smoke and dye testing.

- If the sources are due to illicit connections such as sump pumps, roof drainage, surface water diversion into a manhole, etc., applicable laws are enforced to eliminate them.
- Significant structural issues like collapses, breaks, holes, or severe offsets are corrected through repair, replacement, or lining.
- Maintenance issues such as grease accumulation and debris are addressed through regular sewer line cleaning, and flow measurements are used to assess the capacity of sewer lines suspected of surcharging.

### 8.3 Prioritization of Corrective Actions

LACPW prioritizes corrective action based on:

- Likelihood of failure which is determined from findings of condition assessment (e.g., prioritizing NASSCO PACP rating, 4 and 5) and;
- Consequence of failure (e.g., proximity to water body, railroad, road type, and easement)
- Areas with multiple priority segments to factor in areas to be repaired at a time

Based on the condition grading and observed defects, LACPW prioritizes sewer segments for remediation. NASSCO PACP Structural Grade 5 defects are significant structural deficiencies. Pipe segments with these defects are placed on a repair list with the highest priority focused on pipes with NASSCO PACP Structural Grade 5 defects prone to accelerated deterioration. Sewer repairs are also prioritized based on maintenance history, past overflow records, sewer line locations, and age as they contribute to the likelihood and severity of spills.

### 8.4 Capital Improvement Plan

Responsibility for capital improvements varies based on the type of improvement required. For new sewer installations, collection systems owned by the Cities receive funding from the City. New connections and capacity-related improvements in unincorporated areas are funded and constructed by the developers, including construction contracting (refer to Section 8.2). The County provides oversight throughout the design and construction of the capacity related improvements, including review and acceptance during permitting, design reviews, and construction. The Design Division is responsible for developing the design criteria for CIP projects, and Project Management Division III manages the development, design and construction. The Land Development Division manages the County Improvement Projects in unincorporated areas, including tracking budget, scope, and schedule.

The City manages their own CIP schedule, tracking budget, scope, design, and construction of new connections and capacity-related improvements within their boundary.

For rehabilitation and repair, the Districts manage and fund projects for both City systems and unincorporated areas. The Districts focus on lining and emergency point repairs for damaged pipes to maintain operations and reduce the risk of sewer spills.

Most repairs are delivered through on-call contracts, including work on gravity mains, force mains, pump stations, and treatment plants. The Accumulative Capital Outlay Program (ACO) and special zones fund the repair and maintenance of SMD facilities.

#### 8.4.1 Accumulative Capital Outlay Program

The Accumulative Capital Outlay (ACO) Program fund was established in 1987 as a mechanism to pay for sewer pipe replacements, relief sewer construction, and maintenance improvements to sewage pumping stations. The objectives of the fund are to establish a charge to be collected from each parcel of real property in the CSMD and utilize these monies for sewer line repair and rehabilitation projects (emergency or scheduled).

Additionally, some deteriorated lines are discovered during preventive maintenance of our sewer lines. These lines are either immediately repaired by force account, using emergency contractors, or added to the list of future ACO projects. Table 8-1 lists the contracts under the ACO program as of May 5, 2025.

All sewer pipe segments within the District's service areas found to have significant structural deficiencies will continue to be repaired or rehabilitated under the ACO program.

**Table 8-1: ACO Program Contract List**

Projects Name	Amount	Start Date	End Date
Fountain Springs Pump Station	1,214,199	Sept, 2026	Sept, 2028
San Dimas Pump Station	1,214,199	January, 2026	April, 2027
On-Call As-Needed Contract	62,202,057	Est. July 2025	Est. July 2030

#### 8.4.2 Joint Coordination and Interagency Coordination

The majority of collection system improvements are managed by Sewer Maintenance Division staff using resources from on-call contracts for planning, design, and construction. In some cases, projects are managed by PMD III. In either case, coordination between operation and maintenance staff, County engineering staff, consultants and contractors occur throughout the planning, design and construction phases of project delivery. Project delivery incorporates coordination meetings and milestone deliverable reviews by all stakeholders.

Early in the project delivery process, impacted agencies and entities are identified to initiate communication and permitting to streamline project delivery. This includes

communication and coordination with CSMD Cities if the work is being performed on their collection system. Another primary impacted agency is LACSD, since there are numerous connections between LACPWs collection systems and LACSD trunk sewers. LACPW also coordinate with the City of Los Angeles and Las Virgenes when necessary, when working in areas where their systems connect to LACPWs systems. Other impacted entities can include Army Corps of Engineers, Department of Fish and Wildlife, railroads, schools, neighboring cities, or CSMD member cities. Collaboration helps align project planning, and resource allocation for engineering, design, and construction. Regular communication, data sharing, and joint meetings support the coordination of timelines, permitting, and infrastructure improvements while reducing conflicts across jurisdictions. All coordination of stakeholders and community engagement is managed by LDD staff.

## 9 Monitoring, Measurement and Program Modifications

### 9.1 Maintenance of Information to Prioritize SSMP Activities

Relevant information for prioritization of SSMP activities is collected in an array of information systems, databases, and spreadsheets.

- WinCan and GraniteNet are used to video and log events from CCTV inspection. WinCan is the legacy repository. LACPW recently implemented GraniteNet and will be using GraniteNet for all future inspections.
- Historically, LACPW documented maintenance activities in the field using paper forms and work orders and later entered into Maximo. LACPW is transitioning from Maximo to Cityworks for management of maintenance activities. The implementation of Cityworks will streamline data collection and improve asset management efficiency.
- FOG inspection activities are recorded on paper and stored in the HMS database.
- Spill data is stored in the State Water Resources Control Board's CIWQS database and SMD internal PowerBI database. Productivity reports documenting and summarizing the work performed per City can be generated by PowerBI.
- Previous audits findings are documented in an Audit Progress Tracker updated by SMD staff.

**Table 9-1: Information Systems Relevant to SSMP Implementation and Monitoring**

System	Description of Primary Functions	Related SSMP Activities
Maximo	Maintenance management system for managing maintenance activities. Field crew activities are recorded in various forms and stored in the MMS. LACPW is transitioning to Cityworks	<ul style="list-style-type: none"> <li>• Managing and recording work orders and maintenance activities</li> </ul>

**Table 9-1: Information Systems Relevant to SSMP Implementation and Monitoring**

System	Description of Primary Functions	Related SSMP Activities
Cityworks	Maintenance management system to schedule and track maintenance, condition assessment and FOG activities	<ul style="list-style-type: none"> <li>Used to plan, schedule, and track work orders and activities for maintenance</li> <li>Recording CCTV videos and condition assessment findings</li> <li>Managing FOG source control inspections</li> </ul>
GIS Database	Asset database of record, including asset attribute information such as material type, diameter. Represents asset physical location spatially	<ul style="list-style-type: none"> <li>Creating and maintaining maps of sewer features and related infrastructure</li> </ul>
CADD Database	Database of as-built plans of the city's facilities	<ul style="list-style-type: none"> <li>Storing and managing as-built plans and system data</li> </ul>
Productivity Report (Power BI)	Maintains record of all spills that occur in the system. Display spill trends and analysis	<ul style="list-style-type: none"> <li>Generating spill analysis reports and figures</li> <li>Analyzing and displaying spill trends</li> <li>Documenting and summarizing the work performed per City</li> </ul>
CCTV Log (database)	Videos and log CCTV events, serving as the repository for historical CCTV inspection data	<ul style="list-style-type: none"> <li>Recording and maintaining CCTV inspection data</li> </ul>
Community Profiles (Power BI)	city profiles with detailed information on population, manholes, pipes, pump stations, and properties	<ul style="list-style-type: none"> <li>Records detailed city profiles that summarize the infrastructure within each city</li> <li>Generating service area overview and breakdown</li> </ul>
Supervisory Control and Data Acquisition (SCADA) system	Tracks pumping plants operating, alarm, and instrumentation data	<ul style="list-style-type: none"> <li>Monitoring real-time performance of pumping plants to trigger maintenance action</li> <li>Collecting and storing pump station data</li> </ul>
HMS Database	Maintain records of all sites and locations under the FOG program. Tracks permit, inspection, investigations, and records source control data	<ul style="list-style-type: none"> <li>Documenting past inspections and investigations</li> <li>Records permit, and investigation and inspection findings</li> <li>Creates notices for FSEs and inspections schedules</li> </ul>
Microsoft Office	Used to manage various collection system programs as an electronic database. Currently stores the schedule for FOG program activities, transitioning to Cityworks.	<ul style="list-style-type: none"> <li>Managing schedules and data for FOG program activities</li> </ul>
Audit Progress Tracker	Spreadsheet listing past audit findings used to document corrective actions, task leads, deadlines, and progress.	<ul style="list-style-type: none"> <li>Document audit findings and corrective actions</li> <li>Tracking implementation to address audit findings</li> </ul>

## 9.2 Monitoring of Implementation and Effectiveness of the SSMP

The City and LACPW monitor the implementation and effectiveness of the SSMP through coordination of SMD staff and collection supervisors. The effectiveness of the program is primarily monitored and tracked by overall sewer overflow performance such as amount of sewer spills, spill response time, and reduction of repeated spills.

Monthly meetings between SMD Superintendents and Supervisors focus on discussing safety procedures, operational and personnel issues, and the status of spills. Additionally, productivity reports on Power BI are reviewed to track progress in meeting inspection and maintenance targets, which are set and monitored by the superintendents.

Collection supervisors meet bi-weekly to go over status and tracking of maintenance activities. These meetings serve as a forum to facilitate communication between SMD Management and SMD Superintendents and Supervisors.

## 9.3 Program Audits

Every three years, LACPW performs an internal audit of the SSMP and the SSMP program implementation. Every three years, the City will perform their own internal audit of the SSMP and the SSMP program implementation. The various LACPW and City's divisions and positions responsible for SSMP implementation, as identified in Table 2-2 and 2-2b, are involved in the audit. Each element of the SSMP is reviewed for effectiveness towards reducing the frequency and/or mitigating the impacts of spills and for compliance with the General Order requirements. Corrective actions to address identified deficiencies are prioritized, scheduled and incorporated into division plans.

## 9.4 Assessment of Preventative Maintenance Program

LACPW assesses the success of its Preventative Maintenance Programs by monitoring spill trends and spill events to identify improvements in their operation. By keeping track of sewer blockages and overflow, LACPW can respond with the appropriate corrective measure and program adjustments.

## 9.5 Identification and Illustration of Spill trends

Data acquisition, analysis, and management of sewer spills is supported by a dynamic information management system. Spill data is visualized in SMD's PowerBI database which allows for the identification and tracking of spill trends. PowerBI can generate spill analysis reports and figures, illustrating these trends and providing the metrics needed to identify spill trends and evaluate the overall success of the SSMP program.

This system enables LACPW to review spill performance based on frequency (seasonal variations, year-over-year comparisons), location (known problem areas, system characteristics such as pipe material and installation timeline), and volume (totals reaching surface waters, average volumes, and changes over time, which can indicate the effectiveness of response times).

## 9.6 Approach to Program Modifications and Plan Updates

The City and LACPW update the SSMP every six years. The update consists of:

- Reviewing the existing SSMP language and updating any outdated information. This includes updates to staff positions, names and organizational lines of authority that have changed, changes to system characteristics such as basin areas, etc.
- Incorporation of the adopted and implemented recommendations from previous SSMP program audits.

Upon completion of the six-year SSMP update, the SSMP is provided to the Board of Supervisors by LACPW and to the City Council by City with a request for approval. Upon acceptance by the Board for LACPW SSMP update and City Council for the City's SSMP update, the SSMP is uploaded to the State Water Board CIWQS database and certified. SMD also posts the SSMP on the LACPW webpage and City also posts their SSMP on City's webpage.

## 10 SSMP Program Audits

LACPW and City audit the SSMP and program implementation to identify actions for improving how it manages, operates, and maintains the collection system. This process identifies the tasks and actions that are required to meet SSMP goals and defines and prioritizes them. Cities are responsible for either performing their own SSMP development and audits on their collection systems or requesting support from CSMD to complete their audit through a City Service Request.

### 10.1 Schedule of Program Audits and Updates

LACPW and City perform an internal audit of its SSMP every three years in accordance with General Order requirements. Every six years, LACPW and City update and recertify the SSMP. Table 10-1 shows the anticipated schedule for SSMP audits and updates for the next six years.

While the various unincorporated areas have different audit and update cycles, LACPW completes one SSMP audit report covering all collection systems in unincorporated County areas according to the Group 1 schedule. The audit and SSMP update prepared for Group 1 are utilized for all other collection systems in unincorporated County areas.

LACPW provide operation and maintenance services for the City's sewer facilities; therefore, some components of the City's audit and SSMP may be similar to LACPW's audit and SSMP update prepared in group 1.

**Table 10-1: SSMP Audit and Update Schedule**

Collection System	Group	Audit Due	Audit Due	Update Due
Unincorporated County Area CSMD South/County Sanitation District CS	1	11/2/2027	11/2/2030	5/2/2031
Unincorporated County Area CSMD-NW/County Sanitation District CS	2	2/2/2028	2/2/2031	8/2/2031
Malibu Mesa Zone of the CSMD CS	3	11/2/2028	11/2/2031	5/2/2032
Unincorporated County Area CSMD North/County Sanitation District CS	3	11/2/2028	11/2/2031	5/2/2032
Unincorporated County Area CSMD/Las Virgenes Tapia CS	3	11/2/2028	11/2/2031	5/2/2032
Unincorporated County Area Marina/Aneta Zone of the CSMD/City Hyperion CS	3	11/2/2028	11/2/2031	5/2/2032
Trancas Zone of the CSMD CS	3	11/2/2028	11/2/2031	5/2/2032
Unincorporated County Area Lake Hughes Zone of the CSMD CS	4	2/2/2029	2/2/2032	8/2/2032
Unincorporated County Area CSMD South/County Sanitation District CS	4	2/2/2029	2/2/2032	8/2/2032

Collection System	Group	Audit Due	Audit Due	Update Due
SANTA FE SPRINGS, 4SSO10430	2	2/2/2028	2/2/2031	8/2/2031

## 10.2 SSMP Audit Process

The City's Director of Public Works and SMD Division Manager assemble division staff and field crew personnel to perform an internal audit in accordance with the General Order requirements for Sewer System Management Plan Audits. Over the course of approximately three months, the audit team, including representatives from the divisions responsible for each SSMP section, conducts a series of in-person meetings to evaluate the effectiveness of each SSMP Part and Sub-part, identify any deficiencies, and make recommendations for improvements and updates. This process involves reviewing the program documentation in the Sewer System Management Plan, assessing current procedures and practices employed by staff, and discussing potential program modifications to enhance program effectiveness.

## 10.3 SSMP Audit Report

The findings from the SSMP audit are documented in an audit report. The audit report includes the following elements:

- Audit findings and recommended corrective actions;
- A statement that sewer system operators' input on the audit findings has been considered; and
- A proposed schedule to address identified deficiencies

Once the audit report is complete, a quality check review of the audit report is performed, with a focus on consistency and completeness. The final audit report is reviewed by the CSMD and City's LRO before final acceptance. Audit reports and related materials are maintained in a hard copy and an electronic document tracking and management system.

Copies of the SSMP will be maintained in the SMD's Alhambra Headquarters Office and all SMD Maintenance Yards and posted in the LACPWs internet site. A copy of the City's SSMP will be maintained by the City's Director of Public Works at 11710 East Telegraph Road, Santa Fe Springs, CA 90670 and posted on City's webpage. The document shall also be made readily available to State Water Resources Control Board or Regional Water Quality Control Board representatives upon request, to all CMSD cities, and to the operators of any collection system or treatment facility downstream of the LACPW's system.

## 10.4 Audit Implementation and Tracking of Results

The SSMP program audit recommended corrective actions are incorporated into the CIP development and budgeting process to provide the necessary resources to implement audit corrective actions and recommendations. Through that process, implementation progress is measured and reported on an ongoing basis to ensure timely completion of corrective actions. Deficiencies in meeting the schedule are identified or anticipated and mitigation measures developed and implemented to manage completion of the corrective

Sewer System Management Plan  
Santa Fe Springs /Los Angeles County Public Works

actions from the audit. Each subsequent audit update begins with a review of the previous audit to determine if the corrective action remains relevant and, if so, to reiterate the program deficiency and recommended corrective action in the current SSMP audit report.

## 11 Communication Program

LACPW employs a variety of means for communicating with the public and contract agencies on the development, implementation and update of the SSMP. The following sections describe LACPW's procedures for:

- Communicating with the public for spills and discharges resulting in closures of public areas, or that enter a source of drinking water.
- Communicating with the public on the development, implementation, and update of its SSMP, including opportunities for public input to Plan implementation and updates.
- Owners/operators of systems that connect into the Enrollee's system, including tributary systems, for system operation, maintenance, and capital improvement-related activities.

### 11.1 Procedures to Communicate with Public for Spills and Discharges

LACPW's procedures for communication with the public for spills and discharges are included in the *Spill Emergency Response Plan* in Appendix F. Chapter 3 of these procedures provides instructions for communicating with the public when spills result in closure of public areas or enter a source of drinking water.

Within 15 minutes of receiving confirmation that a spill with the potential to reach a storm drain or public waterway has occurred, LACPW's Field Crew must contact Los Angeles County Department of Public Health through LACPW's Operator. The Department of Public Health will post and remove signage for waterways and beach closures as required and will not remove the signs until the effects of the spill have been mitigated. A public press release will be made of the temporary closure due to a spill.

### 11.2 Procedures for General Communication with Public on SSMP

LACPW provides operation and maintenance services for the City's collection system. The City also benefits from the educational and informational materials that LACPW provide to their service areas. The City provides the following information to the public on their webpage:

[https://www.santafesprings.gov/departments/public\\_works/public\\_works\\_sewer\\_maintenance.php](https://www.santafesprings.gov/departments/public_works/public_works_sewer_maintenance.php)

- Current SSMP
- LACPW website
- LACPW Help line for sewer related issues
- Director of Public Works phone number and email address for inquiries

LACPW provides the public and residents in its service areas with educational and informational materials related to the sewer collection system and the sewer maintenance services the County provides. LACPW relies heavily on SMD's webpage on the LACPW's webpage to provide the public with ample information regarding the SSMP and SSMP program implementation: <https://dpw.lacounty.gov/smd/smd/index.cfm>

The following information is publicly accessible on the LACPWs webpage:

- Current SSMP
- SSMP Audit Report
- Interactive sewer mapping provides the public with a means to find the sewer map and sewer pipeline servicing their property
- Annual performance reports
- Condition assessment reports
- FOG best management practices
- Homeowner responsibilities
- Outreach Brochures (in multiple languages)
- Answers to frequently asked questions (in multiple languages)
- LACPW's webpage provides a "Contact Us" link providing the public with a phone number for inquiries, an 800 number for emergencies and a mailing address for written inquiries.
- To report urgent problems, LACPW's webpage provides an emergency contact link:
  - <https://pw.lacounty.gov/Contact/#emergencyInfo>


The public can provide feedback on the SSMP and the performance of the Districts using the online survey located on the LACPWs Webpage:

- <https://ladpw.org/general/survey/index.cfm?pid=ISBQICAK>


### 11.3 Procedures to Communicate with Connecting Systems and Contract Agencies

LACPW is in constant communication with entities that are connected to the system for operations, maintenance, and spill response related activities including the City of Los Angeles, LACSD, and member cities. For all agencies, SMD communicates with the agency when capital improvement-related activities will impact each other's system. Email broadcasts are sent to member cities to provide updates and communicate deadlines such as audit due dates. The City of Los Angeles also exchange emails with LACPW monthly for billing and flow metering. LACPW maintains constant communication with LACSD, ensuring that at least one of the Districts' staff serves as the main point of contact. Additionally, SMD staff also will communicate directly with District staff when necessary for coordination.


## Appendix A1 - Governing Board Approval




## Appendix A2 – State Water Resources Control Board - General Order for Sanitary Sewer Systems




## Appendix A3 – Asset Summary Per Collection System



## Appendix B1 – List of Staff Responsible for Implementing Specific Elements of the SSMP




## Appendix B2 – City and Sewer Maintenance Division Staff Contact Sheet




## Appendix C – Not Used

*Reserved for future attachments associated with SSMP Element 3 – Legal Authorities.*




## Appendix D – Field Operations Yard and Pump Station Map




## Appendix E – Not Used


*Reserved for future attachments associated with SSMP Element 5 – Design and Performance Provisions.*



## Appendix F – Spill Emergency Response Plan




## Appendix G – IDWP Conditions and Limitations




## Appendix H – Not Used

*Reserved for future attachments associated with SSMP Element 8 – System Evaluation, Capacity Assurance and Capital Improvements.*




## Appendix I – Not Used

*Reserved for future attachments associated with SSMP Element 9 – Monitoring, Measurement and Program Modifications.*




## Appendix J – Not Used

*Reserved for future attachments associated with SSMP Element 10 – Internal Audits.*



## Appendix K – Not Used

*Reserved for future attachments associated with SSMP Element 11 – Communication Program.*



# Appendix A1 - Governing Board Approval

# Appendix A2 – State Water Resources Control Board - General Order for Sanitary Sewer Systems

**STATE WATER RESOURCES CONTROL BOARD**  
**1001 I Street, Sacramento, California 95814**  
**ORDER WQ 2022-0103-DWQ**

**STATEWIDE WASTE DISCHARGE REQUIREMENTS**  
**GENERAL ORDER FOR SANITARY SEWER SYSTEMS**

This Order was adopted by the State Water Resources Control Board on December 6, 2022.

This Order shall become effective **180 days after the Adoption Date of this General Order**, on June 5, 2023.

The Enrollee shall comply with the requirements of this Order upon the Effective Date of this General Order.

This General Order does not convey any property rights of any sort or any exclusive privileges. The requirements prescribed herein do not authorize the commission of any act causing injury to persons or property, protect the Enrollee from liability under federal, state, or local laws, nor create a vested right for the Enrollee to continue the discharge of waste.

**CERTIFICATION**

I, Jeanine Townsend, Clerk to the Board, do hereby certify that this Order with all attachments is a full, true, and correct copy of the Order adopted by the State Water Board on December 6, 2022.

AYE: Chair E. Joaquin Esquivel  
Vice Chair Dorene D'Adamo  
Board Member Sean Maguire  
Board Member Laurel Firestone  
Board Member Nichole Morgan

NAY: None

ABSENT: None

ABSTAIN: None

  
\_\_\_\_\_  
Jeanine Townsend for  
Clerk to the Board

STATEWIDE SANITARY SEWER SYSTEMS GENERAL ORDER

**Table of Contents**

- 1. Introduction ..... 4
- 2. Regulatory Coverage and Application Requirements ..... 5
  - 2.1. Requirements for Continuation of Existing Regulatory Coverage ..... 5
  - 2.2. Requirements for New Regulatory Coverage..... 5
  - 2.3. Regulatory Coverage Transfer ..... 7
- 3. Findings ..... 7
  - 3.1. Legal Authorities ..... 7
  - 3.2. General ..... 11
  - 3.3. Water Quality Control Plans, Policies and Resolutions ..... 14
  - 3.4. California Environmental Quality Act..... 16
  - 3.5. State Water Board Funding Assistance for Compliance with Water Board Water Quality Orders ..... 16
  - 3.6. Notification to Interested Parties ..... 17
- 4. Prohibitions ..... 17
  - 4.1 Discharge of Sewage from a Sanitary Sewer System..... 17
  - 4.2. Discharge of Sewage to Waters of the State..... 17
  - 4.3. Discharge of Sewage Creating a Nuisance..... 18
- 5. Specifications..... 18
  - 5.1. Designation of a Legally Responsible Official ..... 18
  - 5.2. Sewer System Management Plan Development and Implementation..... 18
  - 5.3. Certification of Sewer System Management Plan and Plan Updates..... 19
  - 5.4. Sewer System Management Plan Audits ..... 19
  - 5.5. Six-Year Sewer System Management Plan Update..... 21
  - 5.6. System Resilience..... 22
  - 5.7. Allocation of Resources ..... 22
  - 5.8. Designation of Data Submitters..... 22
  - 5.9. Reporting Certification..... 22
  - 5.10. System Capacity ..... 23
  - 5.11. System Performance Analysis ..... 23
  - 5.12. Spill Emergency Response Plan and Remedial Actions ..... 23
  - 5.13. Notification, Monitoring, Reporting and Recordkeeping Requirements ..... 24
  - 5.14. Electronic Sanitary Sewer System Service Area Boundary Map..... 26
  - 5.15. Voluntary Reporting of Spills from Privately-Owned Sewer Laterals and/or Private Sanitary Sewer Systems ..... 26
  - 5.16. Voluntary Notification of Spills from Privately-Owned Laterals and/or Systems to the California Office of Emergency Services ..... 27
  - 5.17. Unintended Failure to Report ..... 27

STATEWIDE SANITARY SEWER SYSTEMS GENERAL ORDER

5.18. Duty to Report to Water Boards ..... 27  
5.19. Operation and Maintenance ..... 27  
6. Provisions ..... 27  
6.1. Enforcement Provisions ..... 27  
6.2. Other Regional Water Board Orders ..... 30  
6.3. Sewer System Management Plan Availability ..... 31  
6.4. Entry and Inspection ..... 31

**Table of Attachments**

Attachment A – Definitions .....A-1  
Attachment B – Application for Enrollment .....B-1  
Attachment C - Notice of Termination.....C-1  
Attachment D – Sewer System Management Plan – Required Elements .....D-1  
Attachment E1 – Notification, Monitoring, Reporting and Recordkeeping Requirements .....E1-1  
Attachment E2 – Summary of Notification, Monitoring and Reporting Requirements.....E2-1  
Attachment F – Regional Water Quality Control Board Contact Information ..... F-1

# STATEWIDE SANITARY SEWER SYSTEMS GENERAL ORDER

## 1. INTRODUCTION

This General Order regulates sanitary sewer systems designed to convey sewage. For the purpose of this Order, a sanitary sewer system includes, but is not limited to, pipes, valves, pump stations, manholes, siphons, wet wells, diversion structures and/or other pertinent infrastructure, upstream of a wastewater treatment plant headworks. A sanitary sewer system includes:

- Laterals owned and/or operated by the Enrollee;
- Satellite sewer systems; and/or
- Temporary conveyance and storage facilities, including but not limited to temporary piping, vaults, construction trenches, wet wells, impoundments, tanks and diversion structures.

Sewage is untreated or partially treated domestic, municipal, commercial and/or industrial waste (including sewage sludge), and any mixture of these wastes with inflow or infiltration of stormwater or groundwater, conveyed in a sanitary sewer system. Sewage contains high levels of suspended solids, non-digested organic waste, pathogenic bacteria, viruses, toxic pollutants, nutrients, oxygen-demanding organic compounds, oils, grease, pharmaceuticals, and other harmful pollutants.

For the purpose of this General Order, a spill is a discharge of sewage from any portion of a sanitary sewer system due to a sanitary sewer system overflow, operational failure, and/or infrastructure failure. Sewage and its associated wastewater spilled from a sanitary sewer system may threaten public health, beneficial uses of waters of the State, and the environment.

This General Order serves as statewide waste discharge requirements and supersedes the previous State Water Resources Control Board (State Water Board) Order 2006-0003-DWQ and amendments thereafter. All sections and attachments of this General Order are enforceable by the State Water Board and Regional Water Quality Control Boards (Regional Water Boards). Through this General Order, the State Water Board requires an Enrollee to:

- Comply with federal and state prohibitions of discharge of sewage to waters of the State, including federal waters of the United States;
- Comply with specifications, and notification, monitoring, reporting and recordkeeping requirements in this General Order that implement the federal Clean Water Act, the California Water Code (Water Code), water quality control plans (including Regional Water Board Basin Plans) and policies;
- Proactively operate and maintain resilient sanitary sewer systems to prevent spills;
- Eliminate discharges of sewage to waters of the State through effective implementation of a Sewer System Management Plan;
- Monitor, track, and analyze spills for ongoing system-specific performance improvements; and
- Report noncompliance with this General Order per reporting requirements.

## STATEWIDE SANITARY SEWER SYSTEMS GENERAL ORDER

An Enrollee is a public, private, or other non-governmental entity that has obtained approval for regulatory coverage under this General Order, including:

- A state agency, municipality, special district, or other public entity that owns and/or operates one or more sanitary sewer systems:
  - greater than one (1) mile in length (each individual sanitary sewer system);
  - one (1) mile or less in length where the State Water Board or a Regional Water Board requires regulatory coverage under this Order; or
- A federal agency, private company, or other non-governmental entity that owns and/or operates a sanitary sewer system of any size where the State Water Board or a Regional Water Board requires regulatory coverage under this Order in response to a history of spills, proximity to surface water, or other factors supporting regulatory coverage.

For the purpose of this Order, a sanitary sewer system includes only systems owned and/or operated by the Enrollee.

## 2. REGULATORY COVERAGE AND APPLICATION REQUIREMENTS

### 2.1. Requirements for Continuation of Existing Regulatory Coverage

To continue regulatory coverage from previous Order 2006-0003-DWQ under this General Order, **within the 60-days-prior-to the Effective Date of this General Order**, the Legally Responsible Official of an existing Enrollee shall electronically certify the Continuation of Existing Regulatory Coverage form in the online California Integrated Water Quality System (CIWQS) Sanitary Sewer System Database. The Legally Responsible Official will receive an automated CIWQS-issued Notice of Applicability email, confirming continuation of regulatory coverage under this General Order. All regulatory coverage under previous Order 2006-0003-DWQ will cease on the Effective Date of this Order.

An Enrollee continuing existing regulatory coverage is not required to submit a new application package or pay an application fee for enrollment under this General Order. The annual fee due date for continued regulatory coverage from previous Order 2006-0003-DWQ to this General Order remains unchanged.

A previous Enrollee of Order 2006-0003-DWQ that fails to certify the Continuation of Existing Regulatory Coverage form in the online CIWQS database by the Effective Date of this Order is considered a New Applicant, and will not have regulatory coverage for its sanitary sewer system(s) until:

- A new application package for system(s) enrollment is submitted per section 2.2 (Requirements for New Regulatory Coverage) below; and
- The new application package is approved per section 2.2.2 (Approval of Application Package (For New Applicants Only)).

### 2.2. Requirements for New Regulatory Coverage

No later than 60 days prior to commencing and/or assuming operation and maintenance responsibilities of a sanitary sewer system, a duly authorized representative that

## STATEWIDE SANITARY SEWER SYSTEMS GENERAL ORDER

maintains legal authority over the public or private sanitary sewer system is required to enroll under this General Order by submitting a complete application package as specified below and as provided in Attachment B (Application for Enrollment Form) of this General Order.

Unless required by a Regional Water Board, a public agency that owns a combined sewer system subject to the Combined Sewer Overflow Control Policy (33 U.S. Code § 1342(q)), is not required to enroll, under this Order, the portions of its sanitary sewer system(s) that collects combined sanitary wastewater and stormwater.

### 2.2.1. Application Package Requirements

The Application for Enrollment package for new applicants must include the following items:

- **Application for Enrollment Form.** The form in Attachment B of this General Order must be completed, signed, and certified by a Legally Responsible Official, in accordance with section 5.1 (Designation of a Legally Responsible Official) of this General Order. If an electronic Application for Enrollment form is available at the time of application, a new applicant shall submit its application form electronically; and
- **Application Fee.** A fee payable to the “State Water Resources Control Board” in accordance with the Fee Schedule in the California Code of Regulations, Title 23, section 2200, or subsequent fee regulations updates.

The application fee for this General Order is based on the sanitary sewer system’s threat to water quality and complexity designations of category 2C or 3C, which is assigned based on the population served by the system. The current Fee Schedule for sanitary sewer systems is listed under subdivision (a)(2) at the following website: [Fee Schedule](https://www.waterboards.ca.gov/resources/fees/water_quality/) ([https://www.waterboards.ca.gov/resources/fees/water\\_quality/](https://www.waterboards.ca.gov/resources/fees/water_quality/)).

### 2.2.2. Approval of Application Package (For New Applicants Only)

The Deputy Director of the State Water Board, Division of Water Quality (Deputy Director) will consider approval of each complete Application for Enrollment package. The Deputy Director will issue a Notice of Applicability letter which serves as approved regulatory coverage for the new Enrollee.

If the submitted application package is not complete in accordance with section 2.2.1 (Application Package Requirements) of this General Order, the Deputy Director will send a response letter to the applicant outlining the application deficiencies. The applicant will have 60 days from the date of the response letter to correct the application deficiencies and submit the identified items necessary to complete the application package to the State Water Board.

### 2.2.3. Electronic Reporting Account for New Enrollee

**Within 30 days after the date of the Approval of Complete Application Package for System Enrollment**, a duly authorized representative for the Enrollee shall obtain a CIWQS Sanitary Sewer System Database user account by clicking the “User Registration” button and following the directions on the [CIWQS Login Page](#)

## STATEWIDE SANITARY SEWER SYSTEMS GENERAL ORDER

(<https://ciwqs.waterboards.ca.gov>). If additional assistance is needed to establish an online CIWQS user account, contact State Water Board staff by email at [CIWQS@waterboards.ca.gov](mailto:CIWQS@waterboards.ca.gov). The online user account will provide the Enrollee secure access to the online CIWQS database for electronic reporting.

### 2.3. Regulatory Coverage Transfer

Regulatory coverage under this General Order is not transferable to any person or party except after an existing Enrollee submits a written request for a regulatory coverage transfer to the Deputy Director, at least 60 days in advance of any proposed system ownership transfer. The written request must include a written agreement between the existing Enrollee and the new Enrollee containing:

- Acknowledgement that the transfer of ownership is solely of an existing system with an existing waste discharge identification (WDID) number;
- The specific ownership transfer date in which the responsibility and regulatory coverage transfer between the existing Enrollee and the new Enrollee becomes effective; and
- Acknowledgement that the existing Enrollee is liable for violations occurring up to the ownership transfer date and that the new Enrollee is liable for violations occurring on and after the ownership transfer date.

The Deputy Director will consider approval of the written request. If approved, the Deputy Director will issue a Notice of Applicability letter which serves as an approved transfer of regulatory coverage to the new Enrollee.

## 3. FINDINGS

### 3.1. Legal Authorities

#### 3.1.1. Federal and State Regulatory Authority

The objective of the Clean Water Act is to restore and maintain the chemical, physical, and biological integrity of the waters of the United States (33 U.S.C. 1251). The Water Code authorizes the State Water Board to implement the Clean Water Act in the State and to protect the quality of all waters of the State (Water Code sections 13000 and 13160).

#### 3.1.2. Discharge of Sewage

A discharge of untreated or partially treated sewage is a discharge of waste as defined in Water Code section 13050(d) that could affect the quality of waters of the State and is subject to regulation by waste discharge requirements issued pursuant to Water Code section 13263 and Chapter 9, Division 3, Title 23 of the California Code of Regulations. A discharge of sewage may pollute and alter the quality of the waters of the State to a degree that unreasonably affects the beneficial uses of the receiving water body or facilities that serve those beneficial uses (Water Code section 13050(l)(1)).

### **3.1.3 Water Boards Authority to Require Technical Reports, Monitoring, and Reporting**

Water Code sections 13267 and 13383 authorize the Regional Water Boards and the State Water Board to establish monitoring, inspection, entry, reporting, and recordkeeping requirements. Water Code section 13267(b), authorizes the Regional Water Boards to “require any person who has discharged, discharges, or is suspected of having discharged or discharging, or who proposes to discharge waste within its region... or is suspected of having discharged or discharging, or who proposes to discharge, waste outside of its region that could affect the quality of water within its region shall furnish, under penalty of perjury, technical or monitoring reports which the regional board requires...In requiring those reports, the regional board shall provide the person with a written explanation with regard to the need for the reports and shall identify the evidence that supports requiring that person to provide the reports.” Water Code section 13267(f) authorizes the State Water Board to require this information if it consults with the Regional Water Boards and determines that it will not duplicate the efforts of the Regional Water Boards. The State Water Board has consulted with the Regional Water Boards and made this determination.

The technical and monitoring reports required by this General Order and Attachment E (Notification, Monitoring, Reporting and Recordkeeping Requirements) are necessary to evaluate and ensure compliance with this General Order. The effort to develop required technical reports will vary depending on the system size and complexity and the needs of the specific technical report. The burden and cost of these reports are reasonable and consistent with the interest of the state in protecting water quality, which is the primary purpose of requiring the reports.

Water Code section 13383(a) authorizes the Water Boards to “establish monitoring, inspection, entry, reporting, and recordkeeping requirements... for any person who discharges, or proposes to discharge, to navigable waters, any person who introduces pollutants into a publicly owned treatment works, any person who owns or operates, or proposes to own or operate, a publicly owned treatment works or other treatment works treating domestic sewage, or any person who uses or disposes, or proposes to use or dispose, of sewage sludge.” Section 13383(b) continues, “the state board or the regional boards may require any person subject to this section to establish and maintain monitoring equipment or methods, including, where appropriate, biological monitoring methods, sample effluent as prescribed, and provide other information as may be reasonably required.”

Reporting of spills from privately owned sewer laterals and systems pursuant to section 5.15 (Voluntary Reporting of Spills from Privately-Owned Sewer Laterals and/or Private Sanitary Sewer Systems) of this General Order is authorized by Water Code section 13225(c) and encouraged by the State Water Board, wherein a local agency may investigate and report on any technical factors involved in water quality control provided the burden including costs of such reports bears a reasonable relationship to the need for the report and the benefits to be obtained therefrom. The burden of reporting private spills under section 5.15 (Voluntary Reporting of Spills from Privately-Owned Sewer Laterals and/or Private Sanitary Sewer Systems) is minimal and is outweighed by the benefit of providing Regional Water Boards an opportunity to respond to these spills

## STATEWIDE SANITARY SEWER SYSTEMS GENERAL ORDER

when an Enrollee, which in many cases has a contractual relationship with the owner of the private system, has knowledge of the spills.

### **3.1.4. Water Board Authority to Prescribe General Waste Discharge Requirements**

Water Code section 13263(i) provides that the State Water Board may prescribe general waste discharge requirements for a category of discharges if the State Water Board finds or determines that:

- The discharges are produced by the same or similar operations;
- The discharges involve the same or similar types of waste;
- The discharges require the same or similar treatment standards; and
- The discharges are more appropriately regulated under general waste discharge requirements than individual waste discharge requirements.

Since 2006, the State Water Board has been regulating over 1,100 publicly owned sanitary sewer systems (See section 3.1.5 (Previous Statewide General Waste Discharge Requirements) of this General Order). California also has a large unknown number of unregulated privately owned sanitary sewer systems. All waste conveyed in publicly owned and privately owned sanitary sewer systems (as defined in this General Order) is comprised of untreated or partially treated domestic waste and/or industrial waste. Generally, sanitary sewer systems are designed and operated to convey waste by gravity or under pressure; system-specific design elements and system-specific operations do not change the common nature of the waste, the common threat to public health, or the common impacts on water quality. Spills of waste from a sanitary sewer system prior to reaching the ultimate downstream treatment facility are unauthorized and enforceable by the State Water Board and/or a Regional Water Board. Therefore, spills from sanitary sewer systems are more appropriately regulated under general waste discharge requirements.

As specified in Water Code sections 13263(a) and 13241, the implementation of requirements set forth in this Order is for the reasonable protection of past, present, and probable future beneficial uses of water and the prevention of nuisance. The requirements implement the water quality control plans (Basin Plans) for each Regional Water Board and take into account the environmental characteristics of sewer service areas and hydrographic units within the state. Additionally, the State Water Board has considered water quality conditions that could reasonably be achieved through the coordinated control of all factors that affect water quality, costs associated with compliance with these requirements, the need for developing housing within California, and the need to protect sources of drinking water and other water supplies.

### **3.1.5. Previous Statewide General Waste Discharge Requirements**

On May 2, 2006, the State Water Board adopted Order 2006-0003-DWQ serving as Waste Discharge Requirements pursuant to Article 4, Chapter 4, Division 7 of the Water Code (commencing with section 13260) for inadvertent discharges to waters of the State. Order 2006-0003-DWQ prohibited discharges of untreated or partially treated sewage. Order 2006-0003-DWQ also required system-specific management, operation, and maintenance of publicly owned sewer systems greater than one mile in length.

## STATEWIDE SANITARY SEWER SYSTEMS GENERAL ORDER

To decrease the impacts on human health and the environment caused by sewage spills, the previous Order required enrollees to develop a rehabilitation and replacement plan that identifies system deficiencies and prioritizes short-term and long-term rehabilitation actions. The previous Order also required enrollees to:

1. Maintain information that can be used to establish and prioritize appropriate Sewer System Management Plan activities; and
2. Implement a proactive approach to reduce spills.

The previous Order required Sewer System Management Plan elements for “the proper and efficient management, operation, and maintenance of sanitary sewer systems, while taking into consideration risk management.”

On July 30, 2013, the State Water Board amended General Order 2006-0003-DWQ with Order WQ 2013-0058-EXEC, Amending Monitoring and Reporting Program for Statewide General Waste Discharge Requirements for Sanitary Sewer Systems.

Many enrollees of Order 2006-0003-DWQ have already implemented proactive measures to reduce sewage spills. Other enrollees, however, still need technical assistance and funding to improve sanitary sewer system operation and maintenance for the reduction of sewage spills.

### **3.1.6. Existing Memorandum of Agreement with California Water Environment Association**

The California Water Environment Association is a nonprofit organization dedicated to providing water industry certifications, training, and networking opportunities. The Association’s Technical Certification Program provides accredited sanitary sewer system operator certification for collection system operators and maintenance workers.

On February 10, 2016, the State Water Board entered into a collaborative agreement with the Association titled *Memorandum of Agreement Between the California State Water Resources Control Board and the California Water Environment Association - Training Regarding Requirements Set Forth in Statewide General Waste Discharge Requirements for Sanitary Sewer Systems*. The Memorandum sets forth collaborative training necessary for regulated sanitary sewer system personnel to operate and maintain a well operating system and ensure full compliance with statewide sewer system regulations.

On March 15, 2018, the State Water Board and the California Water Environment Association amended the existing Memorandum of Agreement to include collaborative outreach and expand training needs associated with further updates to Water Board regulations for sanitary sewer systems. The State Water Board encourages further Agreement updates as necessary to support improved sewer system operations and the professionalism of collection system operators.

# STATEWIDE SANITARY SEWER SYSTEMS GENERAL ORDER

## 3.2. General

### 3.2.1. Waters of the State

Waters of the State include any surface water or groundwater, including saline waters, within the boundaries of the state as defined in Water Code section 13050(e), and are inclusive of waters of the United States.

### 3.2.2. Sanitary Sewer System Spill Threats to Public Health and Beneficial Uses

Sewage contains high levels of suspended solids, pathogenic organisms, toxic pollutants, nutrients, oxygen-demanding organic compounds, oil and grease and other pollutants. Sewage spills may cause a public nuisance, particularly when sewage is discharged to areas with high public exposure such as streets and surface waters used for drinking, irrigation, fishing, recreation, or other public consumption or contact uses.

More specifically, sanitary sewer spills may:

- Adversely affect aquatic life and/or threaten water quality when reaching receiving waters;
- Inadvertently release trash, including plastics;
- Impair the recreational use and aesthetic enjoyment of surface waters by polluting surface water or groundwater;
- Threaten public health through direct public exposure to bacteria, viruses, intestinal parasites, and other microorganisms that can cause serious illness such as gastroenteritis, hepatitis, cryptosporidiosis, and giardiasis;
- Negatively impact ecological receptors and biota within surface waters; and
- Cause nuisance including odors, closure of beaches and recreational areas, and property damage.

Sanitary sewer system spills may pollute receiving waters and threaten beneficial uses of surface water and groundwater. Potentially threatened beneficial uses include, but are not limited to the following (with associated acronym representations as included in statewide water quality control plans and Regional Water Boards' Basin Plans):

- Municipal and Domestic Supply (MUN)
- Water Contact Recreation (REC-1) and Non-Contact Water Recreation (REC-2)
- Cold Freshwater Habitat (COLD)
- Warm Freshwater Habitat (WARM)
- Native American Culture (CUL)
- Wildlife Habitat (WILD)
- Rare, Threatened, or Endangered Species (RARE)
- Spawning, Reproduction, and/or Early Development (SPWN)
- Wetland Habitat (WET)
- Agricultural Supply (AGR)
- Estuarine Habitat (EST)

## STATEWIDE SANITARY SEWER SYSTEMS GENERAL ORDER

- Commercial and Sport Fishing (COMM)
- Subsistence Fishing (SUB)
- Tribal Tradition and Culture (CUL)
- Tribal Subsistence Fishing (T-SUB)
- Aquaculture (AQUA)
- Marine Habitat (MAR)
- Preservation of Biological Habitats of Special Significance (BIOL)
- Migration of Aquatic Organisms (MIGR)
- Shellfish Harvesting (SHELL)
- Industrial Process Supply (PROC)
- Industrial Service Supply (IND)
- Hydropower Generation (POW)
- Navigation (NAV)
- Flood Peak Attenuation/Flood Water Storage (FLD)
- Water Quality Enhancement (WQE)
- Fresh Water Replenishment (FRSH)
- Groundwater Recharge (GWR)
- Inland Saline Water Habitat (SAL)

### 3.2.3. Proactive Sanitary Sewer System Management to Eliminate Spill Causes

Finding 3 of the previous Order, 2006-0003-DWQ, states: “Sanitary sewer systems experience periodic failures resulting in discharges that may affect waters of the state. There are many factors (including factors related to geology, design, construction methods and materials, age of the system, population growth, and system operation and maintenance), which affect the likelihood of an SSO [sanitary sewer overflow]. A proactive approach that requires Enrollees to ensure a system-wide operation, maintenance, and management plan is in place will reduce the number and frequency of SSOs within the state. This approach will in turn decrease the risk to human health and the environment caused by SSOs.”

Many spills are preventable through proactive attention on sanitary sewer system management using the best practices and technologies available to address major causes of spills, including but not limited to:

- Blockages from sources including but not limited to:
  - Fats, oils and grease;
  - Tree roots;
  - Rags, wipes and other paper, cloth and plastic products; and
  - Sediment and debris.
- Sewer system damage and exceedance of sewer system hydraulic capacity from identified system-specific environmental, and climate-change impacts, including but not limited to:

## STATEWIDE SANITARY SEWER SYSTEMS GENERAL ORDER

- Sea level rise impacts including flooding, coastal erosion, seawater intrusion, tidal inundation and submerged lands;
- Increased surface water flows due to higher intensity rain events;
- Flooding;
- Wildfires and wildfire induced impacts;
- Earthquake induced damage;
- Landslides; and
- Subsidence.
- Infrastructure deficiencies and failures, including but not limited to:
  - Pump station mechanical failures;
  - System age;
  - Construction material failures;
  - Manhole cover failures;
  - Structural failures; and
  - Lack of proper operation and maintenance.
- Insufficient system capacity (temporary or sustained), due to factors including but not limited to:
  - Excessive and/or increased storm or groundwater inflow/infiltration;
  - Insufficient capacity due to population increase and/or new connections from industrial, commercial and other system users; and
  - Stormwater capture projects utilizing a sanitary sewer system to convey stormwater to treatment facilities for reuse.
- Community impacts, including but not limited to:
  - Power outages;
  - Vandalism; and
  - Contractor-caused or other third party-caused damages.

### 3.2.4. Underground Sanitary Sewer System Leakage

Portions of some sanitary sewer systems may leak, causing underground exfiltration (exiting) of sewage from the system. Exfiltrated sewage that remains in the underground infrastructure trench and/or the soil matrix, and that does not discharge into waters of the State (surface water or groundwater) may not threaten beneficial uses.

Underground exfiltrated sewage may threaten beneficial uses if discharged to waters of the State. Exfiltrated sewage that discharges to groundwater may impact beneficial uses of groundwater and pollute groundwater supply. Additionally, if in close proximity, exfiltrated sewage may enter into a compromised underground drainage conveyance system that discharges into a water of the United States, or into groundwater that is hydrologically connected to (feeds into) a water of the United States, thus potentially causing: (1) a Clean Water Act violation, (2) threat and impact to beneficial uses, and/or (3) surface water pollution.

### **3.2.5. Proactive Sanitary Sewer System Management to Reduce Inflow and Infiltration**

Excessive inflow (stormwater entering) and infiltration (groundwater seepage entering) to sanitary sewer systems is preventable through proactive sewer system management using the best practices and technologies available. The efficiency of the downstream wastewater treatment processes is dependent on the performance of the sanitary sewer system. When the structural integrity of a sanitary sewer system deteriorates, high volumes of inflow and infiltration can enter the sewer system. High levels of inflow and infiltration increase the hydraulic load on the downstream treatment plant, which can reduce treatment efficiency, lead to bypassing a portion of the treatment process, cause illegal discharge of partially treated effluent, or in extreme situations make biological treatment facilities inoperable (e.g., wash out the biological organisms that treat the waste).

### **3.3. Water Quality Control Plans, Policies and Resolutions**

The nine Regional Water Boards have adopted region-specific water quality control plans (commonly referred to as Basin Plans) that designate beneficial uses, establish water quality objectives, and contain implementation programs and policies to achieve those objectives. The State Water Board has adopted statewide water quality control plans, policies and resolutions establishing statewide water quality objectives, implementation programs and initiatives.

#### **3.3.1. State Water Board Antidegradation Policy**

On October 28, 1968, the State Water Board adopted Resolution 68-16, titled Statement of Policy with Respect to Maintaining High Quality of Waters in California, which incorporates the federal antidegradation policy. Resolution 68-16 requires that existing water quality be maintained unless degradation is justified based on specific findings.

The continued prohibition of sewage discharges from sanitary sewer systems into waters of the State aligns with Resolution 68-16. A sewage discharge from sanitary sewers to waters of the State is prohibited by this Order. Therefore, this Order does not allow degradation of waters of the State. In addition, this Order: (1) further expands the existing prohibition of sewage discharges to include waters of the State, in addition to waters of the United States as provided in previous Order 2006-0003-DWQ, and (2) enhances the ability for Water Board enforcement of violations of the established prohibitions.

#### **3.3.2. State Water Board Sources of Drinking Water Policy**

On May 19, 1988, the State Water Board adopted Resolution 88-63 (amended on February 1, 2006), titled Sources of Drinking Water, establishing state policy that all waters of the State, with certain exceptions, are suitable or potentially suitable for municipal or domestic supply.

#### **3.3.3. State Water Board Cost of Compliance Resolution**

On September 24, 2013, the State Water Board adopted Resolution 2013-0029, titled Directing Actions in Response to Efforts by Stakeholders on Reducing Costs of

## STATEWIDE SANITARY SEWER SYSTEMS GENERAL ORDER

Compliance While Maintaining Water Quality Protection. Through this resolution, the State Water Board committed to continued stakeholder engagement in identifying and implementing measures to reduce costs of compliance with regulatory orders while maintaining water quality protection and improving regulatory program outcomes.

### **3.3.4. State Water Board Human Right to Water Resolution**

On February 16, 2016, the State Water Board adopted Resolution 2016-0010, titled Adopting the Human Right to Water as a Core Value and Directing its Implementation in Water Board Programs and Activities, addressing the human right to water as a core value and directing Water Board programs to implement requirements to support safe drinking water for all Californians.

On November 16, 2021, the State Water Board adopted Resolution 2021-0050 titled Condemning Racism, Xenophobia, Bigotry, and Racial Injustice, and Strengthening Commitment to Racial Equity, Diversity, Inclusion, Access, and Anti-racism. Among other actions, through Resolution 2021-0050, the State Water Board, in summary as corresponding to this General Order, reaffirms its commitment to its Human Right to Water resolution, upholding that every human being in California deserves safe, clean, affordable, and accessible water for human consumption, cooking, and sanitation purposes. Resolution 2021-0050 provides the State Water Board commitment to:

- Protect public health and beneficial uses of waterbodies in all communities, including communities disproportionately burdened by wastes discharge of waste to land and surface water;
- Restore impaired surface waterbodies and degraded aquifers; and
- Promote multi-benefit water quality projects.

Through Resolution 2021-0050, the State Water Board also commits to expanding implementation of its Climate Change Resolution to address the disproportionate effects of extreme hydrologic conditions and sea-level rise on Black, Indigenous, and people of color communities, prioritizing:

- The right to safe, clean, affordable, and accessible drinking water and sanitation;
- Sustainable management and protection of local groundwater resources;
- Healthy watersheds; and
- Access to surface waterbodies that support subsistence fishing.

On June 7, 2022, the State Water Board adopted a Resolution, titled Authorizing the Executive Director or Designee to Enter into One or More Multi-Year Contracts Up to a Combined Sum of \$4,000,000 for a Statewide Wastewater Needs Assessment, supporting the equitable access to sanitation for all Californians and implementation of Resolutions 2016-0010 and 2021-0050.

This General Order supports the State Water Board priority in collecting a comprehensive set of data for California's wastewater systems, including sanitary sewer systems. Data reported per the requirements of this Order will be used with data from other Water Boards' programs, to further develop criteria and create a statewide risk

## STATEWIDE SANITARY SEWER SYSTEMS GENERAL ORDER

framework to prioritize critical funding and infrastructure investments for California's most vulnerable populations, including disadvantaged or severely disadvantaged communities with inadequate or failing sanitation systems and threatened access to healthy drinking water supplies.

### **3.3.5. State Water Board Open Data Resolution**

On July 10, 2018, the State Water Board adopted Resolution 2018-0032, titled Adopting Principles of Open Data as a Core Value and Directing Programs and Activities to Implement Strategic Actions to Improve Data Accessibility and Associated Innovation, directing regulatory programs to assure all monitoring and reporting requirements support the State Water Boards' Open Data Initiative.

### **3.3.6. State Water Board Response to Climate Change**

On March 7, 2017, the State Water Board adopted Resolution 2017-0012, titled Comprehensive Response to Climate Change, requiring a proactive response to climate change in all California Water Board actions, with the intent to embed climate change consideration into all programs and activities.

### **3.4. California Environmental Quality Act**

The adoption of this Order is an action to reissue general waste discharge requirements that is exempt from the California Environmental Quality Act (Public Resources Code section 21000 et seq.) because it is an action taken by a regulatory agency to assure the protection of the environment and the regulatory process involves procedures for protection of the environment (Cal. Code Regs., Title 14, section 15308). In addition, the action to adopt this Order is exempt from CEQA pursuant to Cal. Code Regs., Title 14, section 15301, to the extent that it applies to existing sanitary sewer collection systems that constitute "existing facilities" as that term is used in sections 15301 and 15302, to the extent that it results in the repair or replacement of existing systems involving negligible or no expansion of capacity.

### **3.5. State Water Board Funding Assistance for Compliance with Water Board Water Quality Orders**

The State Water Board, Division of Financial Assistance administers the implementation of the State Water Board financial assistance programs, per Board-adopted funding policies. Among other funding areas, the Division administers loan and grant funding for the planning and construction of wastewater and water recycling facilities per funding program-specific policies and guidelines. Applicants may apply for Clean Water State Revolving Fund low-interest loan, Small Community Wastewater grant funding assistance, and other funding available at the time of application, for some of the costs associated with complying with this General Order.

Funding applicants may obtain further information regarding current funding opportunities, and Division of Financial Assistance staff contact information at the following website: [Financial Assistance Funding - Grants and Loans | California State Water Resources Control Board](https://www.waterboards.ca.gov/water_issues/programs/grants_loans/).

([https://www.waterboards.ca.gov/water\\_issues/programs/grants\\_loans/](https://www.waterboards.ca.gov/water_issues/programs/grants_loans/))

## STATEWIDE SANITARY SEWER SYSTEMS GENERAL ORDER

Section 13477.6 of the Water Code authorizes the Small Community Grant Fund. The Small Community Grant Fund allows the State Water Board to provide grant funding assistance to small, disadvantaged communities and small severely disadvantaged communities that may not otherwise be able to afford a loan or similar financing for projects to comply with requirements of this General Order. The State Water Board also considers loan forgiveness on a disadvantaged community-specific basis.

For disadvantaged communities' wastewater needs, the State Water Board places priority on the funding of projects that address:

- Public health;
- Violations of waste discharge requirements and National Pollutant Discharge Elimination System (NPDES) permits;
- Providing sewer system service to existing septic tank owners; and
- High priority public health and water quality concerns identified by a Regional Water Board.

### 3.6. Notification to Interested Parties

On January 31, 2022, the State Water Board notified interested parties and persons of its intent to reissue Sanitary Sewer Systems General Order 2006-0003-DWQ by issuing a draft General Order for a 60-day public comment period. State Water Board staff conducted extensive stakeholder outreach and encouraged public participation in the adoption process for this General Order. On March 15, 2022, the State Water Board held a public meeting to hear and consider oral public comments. The State Water Board considered all public comments prior to adopting this General Order.

**THEREFORE, IT IS HEREBY ORDERED**, that pursuant to Water Code sections 13263, 13267, and 13383 this General Order supersedes Order 2006-0003-DWQ, Order WQ 2013-0058-EXEC, and any amendments made to these Orders thereafter, except for enforcement purposes and to meet the provisions contained in Division 7 of the Water Code (commencing with section 13000) and regulations adopted thereunder, and the provisions of the Clean Water Act and regulations and guidelines adopted thereunder, the Enrollee shall comply with the requirements in this Order.

## 4. PROHIBITIONS

### 4.1 Discharge of Sewage from a Sanitary Sewer System

Any discharge from a sanitary sewer system that has the potential to discharge to surface waters of the State is prohibited unless it is promptly cleaned up and reported as required in this General Order.

### 4.2 Discharge of Sewage to Waters of the State

Any discharge from a sanitary sewer system, discharged directly or indirectly through a drainage conveyance system or other route, to waters of the State is prohibited.

## STATEWIDE SANITARY SEWER SYSTEMS GENERAL ORDER

### 4.3. Discharge of Sewage Creating a Nuisance

Any discharge from a sanitary sewer system that creates a nuisance or condition of pollution as defined in Water Code section 13050(m) is prohibited.

## 5. SPECIFICATIONS

### 5.1. Designation of a Legally Responsible Official

The Enrollee shall designate a Legally Responsible Official that has authority to ensure the enrolled sanitary sewer system(s) complies with this Order, and is authorized to serve as a duly authorized representative. The Legally Responsible Official must have responsibility over management of the Enrollee's entire sanitary sewer system, and must be authorized to make managerial decisions that govern the operation of the sanitary sewer system, including having the explicit or implicit duty of making major capital improvement recommendations to ensure long-term environmental compliance. The Legally Responsible Official must have or have direct authority over individuals that:

- Possess a recognized degree or certificate related to operations and maintenance of sanitary sewer systems, and/or
- Have professional training and experience related to the management of sanitary sewer systems, demonstrated through extensive knowledge, training and experience.

For example, a sewer system superintendent or manager, an operations manager, a public utilities manager or director, or a district engineer may be designated as a Legally Responsible Official.

The Legally Responsible Official shall complete the electronic [CIWQS "User Registration" form](https://ciwqs.waterboards.ca.gov/ciwqs/newUser.jsp) (<https://ciwqs.waterboards.ca.gov/ciwqs/newUser.jsp>). A Legally Responsible Official that represents multiple enrolled systems shall complete the electronic CIWQS "User Registration" form for each system.

The Enrollee shall submit any change to its Legally Responsible Official, and/or change in contact information, to the State Water Board within 30 calendar days of the change by emailing [ciwqs@waterboards.ca.gov](mailto:ciwqs@waterboards.ca.gov) and copying the appropriate Regional Water Board as provided in Attachment F (Regional Water Quality Control Board Contact Information) of this General Order.

### 5.2. Sewer System Management Plan Development and Implementation

To facilitate adequate local funding and management of its sanitary sewer system(s), the Enrollee shall develop and implement an updated Sewer System Management Plan. The scale and complexity of the Sewer System Management Plan, and specific elements of the Plan, must match the size, scale and complexity of the Enrollee's sanitary sewer system(s). The Sewer System Management Plan must address, at minimum, the required Plan elements in Attachment D (Sewer System Management Plan – Required Elements) of this General Order. To be effective, the Sewer System Management Plan must include procedures for the management, operation, and maintenance of the sanitary sewer system(s). The procedures must: (1) incorporate the

## STATEWIDE SANITARY SEWER SYSTEMS GENERAL ORDER

prioritization of system repairs and maintenance to proactively prevent spills, and (2) address the implementation of current standard industry practices through available equipment, technologies, and strategies.

For an existing Enrollee under Order 2006-0003-DWQ that has certified its Continuation of Existing Regulatory Coverage, per section 2.1 (Requirements for Continuation of Existing Regulatory Coverage) of this General Order:

### **Within six (6) months of the Adoption Date of this General Order:**

- The Legally Responsible Official shall upload the Enrollee's existing Sewer System Management Plan to the online CIWQS Sanitary Sewer System Database.

For a new Enrollee:

### **Within twelve (12) months of the Application for Enrollment approval date:**

- The governing entity of the new Enrollee shall approve its Sewer System Management Plan; and
- The Legally Responsible Official shall certify and upload its Sewer System Management Plan to the online CIWQS Sanitary Sewer System Database.

### **5.3. Certification of Sewer System Management Plan and Plan Updates**

The Legally Responsible Official shall certify and upload its Sewer System Management Plan and all subsequent updates to the online CIWQS Sanitary Sewer System Database.

### **5.4. Sewer System Management Plan Audits**

The Enrollee shall conduct an internal audit of its Sewer System Management Plan, and implementation of its Plan, at a minimum frequency of once every three years. The audit must be conducted for the period after the end of the Enrollee's last required audit period. **Within six months after the end of the required 3-year audit period**, the Legally Responsible Official shall submit an audit report into the online CIWQS Sanitary Sewer System Database per the requirements in section 3.10 (Sewer System Management Plan Audit Reporting Requirements) of Attachment E1 of this General Order.

Audit reports submitted to the CIWQS Sanitary Sewer System Database will be viewable only to Water Boards staff.

The internal audit shall be appropriately scaled to the size of the system(s) and the number of spills. The Enrollee's sewer system operators must be involved in completing the audit. At minimum, the audit must:

- Evaluate the implementation and effectiveness of the Enrollee's Sewer System Management Plan in preventing spills;
- Evaluate the Enrollee's compliance with this General Order;
- Identify Sewer System Management Plan deficiencies in addressing ongoing spills and discharges to waters of the State; and

STATEWIDE SANITARY SEWER SYSTEMS GENERAL ORDER

- Identify necessary modifications to the Sewer System Management Plan to correct deficiencies.

The Enrollee shall submit a complete audit report that includes:

- Audit findings and recommended corrective actions;
- A statement that sewer system operators’ input on the audit findings has been considered; and
- A proposed schedule for the Enrollee to address the identified deficiencies.

A new Enrollee of this General Order (that did not have a sanitary sewer system enrolled in the previous State Water Board Order 2006-0003-DWQ) shall conduct its first internal Sewer System Management Plan audit for the time period between the date of submittal of its certified Sewer System Management Plan and the third subsequent December 31<sup>st</sup> date. The audit report must be submitted into the online CIWQS Sanitary Sewer System Database **by July 1 of the following calendar year.**

See the following tables for clarification:

**Initial Audit Period and Audit Due Date for New Enrollees**

	Audit Period	Audit Due Date
New Enrollee	Certified Sewer System Management Plan Submittal Date through the third subsequent December 31 <sup>st</sup> date	July 1 <sup>st</sup> date after audit period
<i>Example</i>	<i>Certified Sewer System Management Plan Submittal Date of August 2, 2025 Audit Period of August 2, 2025 through December 31, 2027</i>	<i>July 1, 2028</i>

STATEWIDE SANITARY SEWER SYSTEMS GENERAL ORDER

**Initial Audit Period for Transition from 2-Year Audit Required in Previous Order 2006-0003-DWQ to 3-Year Audit Required in this General Order**

	Audit Period	Audit Due Date
An Enrollee previously regulated by Order 2006-003-DWQ	A 3-year period starting from the end of last required 2-year Audit Period	Within six months after end of 3-year Audit Period
<i>Example</i>	<i>Last required Audit Period start date of August 2, 2021; Audit Period of August 2, 2021 through August 1, 2024</i>	<i>February 1, 2025</i>

**Three-Year Ongoing Audit Period**

	Audit Period	Audit Due Date
Each Enrollee	A 3-year period starting from the end of last required Audit Period	Within six months after end of 3-year Audit Period

**5.5. Six-Year Sewer System Management Plan Update**

At a minimum, the Enrollee shall update its Sewer System Management Plan every six (6) years after the date of its last Plan Update due date. (For an Enrollee previously regulated by Order 2006-0003-DWQ, the six-year period shall commence on the due date identified in section 3.11 of Attachment E1 (Notification, Monitoring, Reporting and Recordkeeping Requirements) of this Order. The Updated Sewer System Management Plan must include:

- Elements required in Attachment D (Sewer System Management Plan – Required Elements) of this Order;
- Summary of revisions included in the Plan update based on internal audit findings; and
- Other sewer system management-related changes.

The Enrollee’s governing entity shall approve the updated Plan. The Legally Responsible Official shall upload and certify the approved updated Plan in the online CIWQS Sanitary Sewer System Database in accordance with section 3.11 (Sewer System Management Plan Reporting Requirements) of Attachment E1 (Notification, Monitoring, Reporting and Recordkeeping Requirements) of this General Order. During the time period in between Plan updates, the Enrollee shall continuously document changes to its Sewer System Management Plan in a change log attached to the Plan.

# STATEWIDE SANITARY SEWER SYSTEMS GENERAL ORDER

## 5.6. System Resilience

The Enrollee shall include and implement system-specific procedures in its Sewer System Management Plan to proactively prioritize: (1) operation and maintenance, (2) condition assessments, and (3) repair and rehabilitation, to address ongoing system resilience, as specified in Attachment D (Sewer System Management Plan – Required Elements) of this General Order.

## 5.7. Allocation of Resources

The Enrollee shall:

- Establish and maintain a means to manage all necessary revenues and expenditures related to the sanitary sewer system; and
- Allocate the necessary resources to its sewer system management program for:
  - Compliance with this General Order,
  - Full implementation of its updated Sewer System Management Plan,
  - System operation, maintenance, and repair, and
  - Spill responses.

## 5.8. Designation of Data Submitters

The Legally Responsible Official may designate one or more individuals as a Data Submitter for reporting of spill data. The Legally Responsible Official shall authorize the designation of Data Submitter(s) through the online [CIWQS database](https://ciwqs.waterboards.ca.gov) (<https://ciwqs.waterboards.ca.gov>) prior to the individuals establishing a [CIWQS user account](https://ciwqs.waterboards.ca.gov/ciwqs/newUser.jsp) (<https://ciwqs.waterboards.ca.gov/ciwqs/newUser.jsp>) and entering spill data into the online CIWQS Sanitary Sewer System Database.

The Legally Responsible Official shall submit any change to its Data Submitter(s), and/or change in Data Submitter contact information, to the State Water Board within 30 calendar days of the change, by emailing [ciwqs@waterboards.ca.gov](mailto:ciwqs@waterboards.ca.gov) and copying the appropriate Regional Water Board as provided in Attachment F (Regional Water Quality Control Board Contact Information) of this General Order.

## 5.9. Reporting Certification

The Legally Responsible Official shall electronically certify, on the Enrollee's behalf, all applications, reports, the Sewer System Management Plan(s) and corresponding updates, and other information submitted electronically into the online CIWQS Sanitary Sewer System Database, as follows:

*"I certify under penalty of perjury under the laws of the State of California that the electronically submitted information was prepared under my direction or supervision. Based on my inquiry of the person(s) directly responsible for gathering the information, to the best of my knowledge and belief, the information submitted is true, accurate, and complete, and complies with the Statewide Sanitary Sewer Systems General Order. I am aware that there are significant penalties for submitting false information."*

## STATEWIDE SANITARY SEWER SYSTEMS GENERAL ORDER

Hardcopy submittals to the State Water Board must be accompanied by the above certification statement.

### 5.10. System Capacity

The Enrollee shall maintain the system capacity necessary to convey: (1) base flows during dry weather conditions, and (2) wet weather peak flows consistent with designated local historic storms. Design storms must take into account system-specific stormwater contributions via inflow and infiltration, and location-specific depth of groundwater and storm frequencies. The Enrollee shall implement capital improvements to provide adequate hydraulic capacity to:

- Meet or exceed the design criteria as defined in the Enrollee's System Evaluation and Capacity Assurance element of its Sewer System Management Plan; and
- Prevent system capacity-related spills, and adverse impacts to the treatment efficiency of downstream wastewater treatment facilities.

### 5.11. System Performance Analysis

The Enrollee shall include a running 10-year system performance analysis in its Annual Report. The analysis must include two CIWQS-generated graphs presenting the following information:

#### **Graph 1 – Total Spill Volume per Year:**

X axis: A 10-year period which includes the current calendar year and the nine previous calendar years;

Y axis: The total spill volume, per Spill Category, for each calendar year.

#### **Graph 2 – Total Number of Spills per Year:**

X axis: A 10-year period which includes the current calendar year and the nine previous calendar years;

Y axis: The total number of spills, per Spill Category, for each calendar year.

The current calendar year is the calendar year covered in the Annual Report.

The Enrollee shall generate the graphs in CIWQS, using the existing data in the online CIWQS Sanitary Sewer System Database at the following graph generation link: ([https://ciwqs.waterboards.ca.gov/ciwqs/readOnly/PublicReportSSOServlet?reportAction=criteria&reportId=sso\\_operation\\_report](https://ciwqs.waterboards.ca.gov/ciwqs/readOnly/PublicReportSSOServlet?reportAction=criteria&reportId=sso_operation_report)).

### 5.12. Spill Emergency Response Plan and Remedial Actions

For Existing Enrollees (with regulatory coverage under Order 2006-0003-DWQ):

**Within six (6) months of the Adoption Date of this General Order**, the Enrollee shall update and implement its Spill Emergency Response Plan, per Attachment D, section 6 (Spill Emergency Response Plan) of this General Order.

## STATEWIDE SANITARY SEWER SYSTEMS GENERAL ORDER

### For New Enrollees:

**Within six (6) months of the Application for Enrollment approval date**, the Enrollee shall develop and implement a Spill Emergency Response Plan, per Attachment D, section 6 (Spill Emergency Response Plan) of this General Order.

The Enrollee shall certify, in its Annual Report, that its Spill Emergency Response Plan is up to date.

The Spill Emergency Response Plan shall include measures to protect public health and the environment. The Enrollee shall respond to spills from its system(s) in a timely manner that minimizes water quality impacts and nuisance by:

- Immediately stopping the spill and preventing/minimizing a discharge to waters of the State;
- Intercepting sewage flows to prevent/minimize spill volume discharged into waters of the State;
- Thoroughly recovering, cleaning up and disposing of sewage and wash down water; and
- Cleaning publicly accessible areas while preventing toxic discharges to waters of the State.

### **5.13. Notification, Monitoring, Reporting and Recordkeeping Requirements**

The Enrollee shall comply with notification, monitoring, reporting, and recordkeeping requirements in Attachment E1 of this General Order.

#### **5.13.1. Spill Categories**

Individual spill notification, monitoring and reporting must be in accordance with the following spill categories:

- **Category 1 Spill**

A Category 1 spill is a spill of any volume of sewage from or caused by a sanitary sewer system regulated under this General Order that results in a discharge to:

- A surface water, including a surface water body that contains no flow or volume of water; or
- A drainage conveyance system that discharges to surface waters when the sewage is not fully captured and returned to the sanitary sewer system or disposed of properly.

Any spill volume not recovered from a drainage conveyance system is considered a discharge to surface water, unless the drainage conveyance system discharges to a dedicated stormwater infiltration basin or facility.

## STATEWIDE SANITARY SEWER SYSTEMS GENERAL ORDER

A spill from an Enrollee-owned and/or operated lateral that discharges to a surface water is a Category 1 spill; the Enrollee shall report all Category 1 spills per section 3.1 of Attachment E1 (Notification, Monitoring, Reporting and Recordkeeping Requirements) of this General Order.

- **Category 2 Spill**

A Category 2 spill is a spill of 1,000 gallons or greater, from or caused by a sanitary sewer system regulated under this General Order that does not discharge to a surface water.

A spill of 1,000 gallons or greater that spills out of a lateral and is caused by a failure or blockage in the sanitary sewer system, is a Category 2 spill.

- **Category 3 Spill**

A Category 3 spill is a spill of equal to or greater than 50 gallons and less than 1,000 gallons, from or caused by a sanitary sewer system regulated under this General Order that does not discharge to a surface water.

A spill of equal to or greater than 50 gallons and less than 1,000 gallons, that spills out of a lateral and is caused by a failure or blockage in the sanitary sewer system is a Category 3 spill.

- **Category 4 Spill**

A Category 4 spill is a spill of less than 50 gallons, from or caused by a sanitary sewer system regulated under this General Order that does not discharge to a surface water.

A spill of less than 50 gallons that spills out of a lateral and is caused by a failure or blockage in the sanitary sewer system is a Category 4 spill.

### 5.13.2. Annual Report

The Enrollee shall submit an Annual Report (previously termed as Collection System Questionnaire in Order 2006-0003-DWQ) as specified in section 3.9 (Annual Report) of Attachment E1 (Notification, Monitoring, Reporting and Recordkeeping Requirements) of this General Order.

**For new Enrollees: Within 30 days of obtaining a CIWQS account,** a new Enrollee shall submit its initial Annual Report, as specified in section 3.9 (Annual Report) of Attachment E1 (Notification, Monitoring, Reporting and Recordkeeping Requirements) of this General Order.

**5.14. Electronic Sanitary Sewer System Service Area Boundary Map**

**For continuing enrollees, starting on July 1, 2025, and no later than December 31, 2025:**

**For new enrollees – no earlier than July 1, 2025, or within 12 months of the Application for Enrollment approval date, whichever date is later:**

The Legally Responsible Official shall submit, to the State Water Board, geospatial data detailing the locations of the Enrollee’s sanitary sewer system service area boundary, per the required content and specifications in section 3.8 (Electronic Sanitary Sewer System Service Area Boundary Map) of Attachment E1 of this General Order, for each system identified by a WDID number.

An Enrollee of a disadvantaged community that may need assistance developing an electronic map to comply with this requirement, may contact State Water Board staff for assistance at [SanitarySewer@waterboards.ca.gov](mailto:SanitarySewer@waterboards.ca.gov).

**5.15. Voluntary Reporting of Spills from Privately-Owned Sewer Laterals and/or Private Sanitary Sewer Systems**

Within 24 hours of becoming aware of a spill (as described below) from a private sewer lateral or private sanitary sewer system that is not owned/operated by the Enrollee, the Enrollee is encouraged to report the following observations to the online CIWQS Sanitary Sewer System Database at the following link:

<https://ciwqs.waterboards.ca.gov>:

- A spill equal or greater than 1,000 gallons that discharges (or has a potential to discharge) to a water of the State, or a drainage conveyance system that discharges to waters of the State; **or**
- Any volume of sewage that discharges (or has a potential to discharge) to surface waters.

In the CIWQS module, the Enrollee is encouraged to identify:

- Time of observation;
- Description of general spill location (for example, street name and cross street names);
- Estimated volume of spill;
- If known, general description of spill destination (for example, flowing into drainage channel, flowing directly into a creek, etc.); and
- If known, name of private system owner/operator.

The CIWQS database will make the name and contact information of the entity voluntarily reporting a private spill, accessible to State and Regional Water Board staff only. The CIWQS database will only make information regarding the actual spill, accessible to the public.

## STATEWIDE SANITARY SEWER SYSTEMS GENERAL ORDER

### **5.16. Voluntary Notification of Spills from Privately-Owned Laterals and/or Systems to the California Office of Emergency Services**

Upon observing or acquiring knowledge of any of the following from a private sewer lateral or private sanitary sewer system that is not owned/operated by the Enrollee, the Enrollee is encouraged to notify the California Office of Emergency Services (as provided by Health and Safety Code section 5410 et. seq. and Water Code section 13271), or inform the responsible party that State law requires such notification to the Office of Emergency Services by any person that causes or allows a sewage discharge to waters of the State:

- A spill equal to 1,000 gallons or more that discharges (or has a potential to discharge) to waters of the State, or a drainage conveyance system that discharges to waters of the State; or
- A spill of any volume to surface waters.

### **5.17. Unintended Failure to Report**

If an Enrollee becomes aware that they unintentionally failed to submit relevant facts in any report required in this General Order, the Enrollee shall promptly notify Regional Water Board and State Water Board staff. Regional Water Board contact information is included in Attachment F of this Order. State Water Board staff shall be contacted by email at [SanitarySewer@waterboards.ca.gov](mailto:SanitarySewer@waterboards.ca.gov) for assistance in formally amending the corresponding report(s) in the online CIWQS Sanitary Sewer System Database.

### **5.18. Duty to Report to Water Boards**

In accordance with Water Code section 13267 and/or section 13383, upon request by the State Water Board Executive Director (or designee) or a Regional Water Board Executive Officer (or designee), the Enrollee shall provide the requested information which the State or Regional Water Board deems necessary to determine compliance with this General Order.

### **5.19. Operation and Maintenance**

To prevent discharges to the environment, the Enrollee shall maintain in good working order, and operate as designed, any facility or treatment and control system designed to contain sewage and convey it to a treatment plant.

## **6. PROVISIONS**

### **6.1. Enforcement Provisions**

The following enforcement provisions are based on existing federal and state regulations, laws and policies, including the federal Clean Water Act, the state Water Code and the State Water Board Enforcement Policy.

#### **6.1.1. Enforceability of Clean Water Act and Water Code Violations**

Noncompliance with requirements of this General Order or discharging sewage without enrolling in this General Order constitutes a violation of the Water Code and a potential

## STATEWIDE SANITARY SEWER SYSTEMS GENERAL ORDER

violation of the Clean Water Act and is grounds for an enforcement action by the State Water Board or the applicable Regional Water Board. Failure to comply with the notification, monitoring, inspection, entry, reporting, and recordkeeping requirements may subject the Enrollee to administrative civil liabilities of up to \$10,000 a day per violation pursuant to Water Code section 13385; up to \$1,000 a day per violation pursuant to Water Code section 13268; or referral to the Attorney General for judicial civil enforcement. Discharging waste not in compliance with the requirements of this General Order or the Clean Water Act may subject the Enrollee to administrative civil liabilities up to \$10,000 a day per violation and additional liability up to \$10 per gallon of discharge not cleaned up after the first 1,000 gallons of discharge; up to \$5,000 a day per violation pursuant to Water Code section 13350 or up to \$20 per gallon of waste discharged; or referral to the Attorney General for judicial civil enforcement.

### **6.1.2. Monetary Penalties**

The Water Code provides the State and Regional Water Boards the authority to pursue formal enforcement actions, including imposing administrative liability and civil monetary penalties, for non-compliance with the requirements of this General Order and violations of the Clean Water Act.

### **6.1.3. Falsifying or Failure to Report**

The Water Code provides that any person failing or refusing to furnish technical or monitoring program reports, as required under this General Order, or falsifying any information provided in the technical or monitoring reports is subject to administrative liability and civil monetary penalties. Any person who knowingly fails or refuses to furnish technical or monitoring program reports or falsifies any information provided in reports required by this General Order is subject to criminal penalties.

### **6.1.4. Severability of General Order**

The provisions of this General Order are severable; if any provision of this Order, or the application of any provision of this Order to any circumstance, is held invalid, the application of such provision to other circumstances and the remainder of this Order shall not be affected thereby.

### **6.1.5. Indirect Discharges**

In the event that a spill enters into a drainage conveyance system, the Enrollee shall take all feasible steps to prevent discharge of sewage into waters of the State by blocking or redirecting the flow in the drainage conveyance system, removing the sewage from the drainage conveyance system, and cleaning the system in a manner that does not inadvertently impact beneficial uses of the receiving water body.

### **6.1.6. Water Boards' Considerations for Discretionary Enforcement**

Consistent with the State Water Board Enforcement Policy, when considering Water Code section 13327 factors, the State Water Board or a Regional Water Board may consider the Enrollee's efforts to contain, control, clean up, and mitigate spills. In assessing the factors, the State Water Board or the applicable Regional Water Board will consider:

## STATEWIDE SANITARY SEWER SYSTEMS GENERAL ORDER

- The Enrollee's compliance with this General Order with a focus on compliance with reporting requirements;
- The Enrollee's provision of adequate funding to implement the requirements of this General Order;
- The Enrollee's compliance with providing a complete and updated Sewer System Management Plan;
- The Enrollee's compliance with implementing its Sewer System Management Plan;
- The overall effectiveness of the Enrollee's Sewer System Management Plan with respect to:
  - System management, operation, and maintenance,
  - Adequate treatment facilities, sanitary sewer system facilities, and/or components with an appropriate design capacity, to reasonably prevent spills (e.g. adequately enlarging treatment or collection facilities to accommodate growth, infiltration and inflow, etc.),
  - Preventive maintenance (including cleaning, root grinding, and fats, oils, and grease control) and source control measures,
  - Implementation of backup equipment,
  - Inflow and infiltration prevention and control,
  - Appropriate sanitary sewer system capacity to prevent spills, and
  - The Enrollee's responsiveness to stop and mitigate the impact of the discharge;
- The Enrollee's compliance with identifying the cause of the spill;
- The Enrollee's use of available information and observations to accurately estimate the spill volume and identify the affected or potentially affected receiving waters;
- The Enrollee's thoroughness of cleaning up sewage in drainage conveyance systems after the spill(s);
- The Enrollee's use of water quality and biological monitoring and assessment to determine the short-term and long-term impacts to beneficial uses and the environment;
- The Enrollee's follow up actions to improve system performance;
- The Enrollee's implementation of feasible alternatives to prevent spills, such as:
  - Use of temporary storage or waste retention,
  - Reduction of system inflow and infiltration,
  - Collection and hauling of waste to a treatment facility,
  - Prevention of and/ or containment of spills due to a design storm event identified in the Enrollee's Sewer System Management Plan,

## STATEWIDE SANITARY SEWER SYSTEMS GENERAL ORDER

- Implementation of available equipment, technologies, strategies, and recommended industry practices for maintaining and managing sewer systems to prevent spills, and contain and eliminate discharges to waters of the State; and
- The spill duration and factors beyond the reasonable control of the Enrollee causing the event.

### 6.1.7. Enforcement Discretion Based on Reporting Compliance

Consistent with the State Water Board Enforcement Policy, the State Water Board or a Regional Water Board may consider the Enrollee's efforts to comply with spill reporting requirements when determining compliance with Water Code section 13267 and section 13383. When assessing Water Code section 13227 factors, the State Water Board or the applicable Regional Water Board will consider:

- The Enrollee's diligence to comply with all reporting requirements in this General Order;
- The use of best available information for the Enrollee's reporting of spill start date and start time in which the release of sewage from the sanitary sewer system initiated;
- The Enrollee's reporting of spill end date, and end time to be the date and time in which the release of sewage from the sanitary sewer system was stopped;
- The Enrollee's diligence to accurately estimate and report spill volumes;
- The Enrollee's subsequent verification and/or updates to initial Draft Spill Reports in accordance with this General Order; and
- The Enrollee's timely certification of required spill reports.

Consistent with Water Code section 13267 and section 13383, the State Water Board or a Regional Water Board may require an Enrollee to report the results of a condition assessment of a specified portion of the Enrollee's sanitary sewer system.

### 6.2. Other Regional Water Board Orders

It is the intent of the State Water Board that sanitary sewer systems be regulated in a manner consistent with federal and state regulations. This Order will not be interpreted or applied:

- In a manner inconsistent with the federal Clean Water Act;
- To authorize a spill or discharge that is illegal under either the Clean Water Act, the Water Code, and/or an applicable Basin Plan prohibition or water quality standard;
- To prohibit a Regional Water Board from issuing an individual National Pollutant Discharge Elimination System (NPDES) permit or individual waste discharge requirements superseding an Enrollee's regulatory coverage under this General Order for a sanitary sewer system authorized under the Clean Water Act or Water Code;

## STATEWIDE SANITARY SEWER SYSTEMS GENERAL ORDER

- To supersede any more specific or more stringent waste discharge requirements or enforcement orders issued by a Regional Water Board; or
- To supersede any more specific or more stringent state or federal requirements in existing regulation, an administrative/judicial order, or Consent Decree.

### **6.3. Sewer System Management Plan Availability**

The Enrollee's updated Sewer System Management Plan must be maintained for public inspection at the Enrollee's offices and facilities and must be available to the public through CIWQS and/or on the Enrollee's website, in accordance with section 3.8 (Sewer System Management Plan Reporting Requirements) of Attachment E1 (Notification, Monitoring, Reporting and Recordkeeping Requirements) of this General Order.

### **6.4. Entry and Inspection**

#### **6.4.1. Entry and Availability of Information**

The Enrollee shall allow State and Regional Water Board staff, upon presentation of credentials and other documents as may be required by law, to:

- Enter upon the Enrollee's premises where a regulated facility or activity is located or conducted, or where records are kept under the requirements of this General Order;
- Have access to and reproduce any records required to be maintained by this General Order;
- Inspect any facility and/or equipment (including monitoring and control equipment), practices, or operations required in this General Order; and
- Sample or monitor substances or parameters for assuring compliance with this General Order, or as otherwise authorized by the Water Code.

#### **6.4.2. Pre-Inspection Questionnaire**

The Enrollee shall provide pre-inspection information to State and Regional Water Board staff through the completion of a Pre-Inspection Questionnaire provided by Water Board staff.

## **ATTACHMENT A - DEFINITIONS**

### **Annual Report**

An Annual Report (previously termed as Collection System Questionnaire in Order 2006-0003-DWQ) is a mandatory report in which the Enrollee provides a calendar-year update of its efforts to prevent spills.

### **Basin Plan**

A Basin Plan is a water quality control plan specific to a Regional Water Quality Control Board (Regional Water Board), that serves as regulations to: (1) define and designate beneficial uses of surface and groundwaters, (2) establish water quality objectives for protection of beneficial uses, and (3) provide implementation measures.

### **Beneficial Uses**

The term “Beneficial Uses” is a Water Code term, defined as the uses of the waters of the State that may be protected against water quality degradation. Examples of beneficial uses include but are not limited to, municipal, domestic, agricultural and industrial supply; power generation; recreation; aesthetic enjoyment; navigation; and preservation and enhancement of fish, wildlife, and other aquatic resources or preserves.

### **California Integrated Water Quality System (CIWQS)**

CIWQS is the statewide database that provides for mandatory electronic reporting as required in State and Regional Water Board-issued waste discharge requirements.

### **Data Submitter**

A Data Submitter is an individual designated and authorized by the Enrollee’s Legally Responsible Official to enter spill data into the online CIWQS Sanitary Sewer System Database. A Data Submitter does not have the authority of a Legally Responsible Official to certify reporting entered into the online CIWQS Sanitary Sewer System Database.

### **Disadvantaged Community**

A disadvantaged community is a community with a median household income of less than eighty percent (80%) of the statewide annual median household income.

For the purpose of this General Order, there is no differentiation between a small and large disadvantaged community.

### **Drainage Conveyance System**

A drainage conveyance system is a publicly- or privately-owned separate storm sewer system, including but not limited to drainage canals, channels, pipelines, pump stations, detention basins, infiltration basins/facilities, or other facilities constructed to transport stormwater and non-stormwater flows.

## Enrollee

An Enrollee is a public, private, or other non-governmental entity that has obtained approval for regulatory coverage under this General Order, including:

- A state agency, municipality, special district, or other public entity that owns and/or operates one or more sanitary sewer systems:
  - greater than one (1) mile in length (each individual sanitary sewer system);
  - one mile or less in length where the State Water Resources Control Board or a Regional Water Quality Control Board requires regulatory coverage under this Order, or
- A federal agency, private company, or other non-governmental entity that owns and/or operates a sanitary sewer system of any size where the State Water Resources Control Board or a Regional Water Quality Control Board requires regulatory coverage under this Order in response to a history of spills, proximity to surface water, or other factors supporting regulatory coverage.

## Environmentally Sensitive Area

An environmentally sensitive area is a designated agricultural and/or wildlife area identified to need special natural landscape protection due to its wildlife or historical value.

## Exfiltration

Exfiltration is the underground exiting of sewage from a sanitary sewer system through cracks, offset or separated joints, or failed infrastructure due to corrosion or other factors.

## Flood Control Channel

A flood control channel is a channel used to convey stormwater and non-stormwater flows through and from areas for flood management purposes.

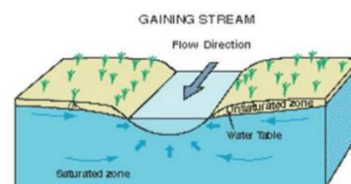
## Governing Entity

A governing entity includes but is not limited to the following:

- A publicly elected governing board, council, or commission of a municipal agency;
- A Department or Division director of a federal or state agency that is not governed by a board;
- A governing board or commission of an organization or association; and
- A private system owner/manager that is not governed by a board.

## Hydrologically Connected

Two waterbodies are hydrologically connected when one waterbody flows, or has the potential to flow, into the other waterbody. For the purpose of this General Order, groundwater is hydrologically connected to a surface water when the groundwater feeds into the surface water. (The surface waterbody in this example is termed a gaining stream as it gains flow from surrounding groundwater.)



### **Lateral (including Lower and Upper Lateral)**

A lateral is an underground segment of smaller diameter pipe that transports sewage from a customer's building or property (residential, commercial, or industrial) to the Enrollee's main sewer line in a street or easement. Upper and lower lateral boundary definitions are subject to local jurisdictional codes and ordinances, or private system ownership.

A lower lateral is the portion of the lateral located between the sanitary sewer system main, and either the property line, sewer clean out, curb line, established utility easement boundary, or other jurisdictional locations.

An upper lateral is the portion of the lateral from the property line, sewer clean out, curb line, established utility easement boundary, or other jurisdictional locations, to the building or property.

### **Legally Responsible Official**

A Legally Responsible Official is an official representative, designated by the Enrollee, with authority to sign and certify submitted information and documents required by this General Order.

### **Nuisance**

For the purpose of this General Order, a nuisance, as defined in Water Code section 13050(m), is anything that meets all of the following requirements:

- Is injurious to health, or is indecent or offensive to the senses, or an obstruction to the free use of property, so as to interfere with the comfortable enjoyment of life or property;
- Affects at the same time an entire community or neighborhood, or any considerable number of persons, although the extent of the annoyance or damage inflicted upon individuals may be unequal; and
- Occurs during, or as a result of, the treatment or disposal of wastes.

### **Private Sewer Lateral**

A private sewer lateral is the privately-owned lateral that transports sewage from private property(ies) into a sanitary sewer system.

### **Private Sanitary Sewer System**

A private sanitary sewer system is a sanitary sewer system of any size that is owned and/or operated by a private individual, company, corporation, or organization. A private sanitary sewer system may or may not connect into a publicly owned sanitary sewer system.

### **Potential to Discharge, Potential Discharge**

Potential to Discharge, or Potential Discharge, means any exiting of sewage from a sanitary sewer system which can reasonably be expected to discharge into a water of the State based on the size of the sewage spill, proximity to a drainage conveyance system, and the nature of the surrounding environment.

## **Receiving Water**

A receiving water is a water of the State that receives a discharge of waste.

## **Resilience**

Resilience is the ability to recover from or adjust to adversity or change, and grow from disruptions. Resilience can be built through planning, preparing for, mitigating, and adapting to changing conditions.

## **Sanitary Sewer System**

A sanitary sewer system is a system that is designed to convey sewage, including but not limited to, pipes, manholes, pump stations, siphons, wet wells, diversion structures and/or other pertinent infrastructure, upstream of a wastewater treatment plant headworks, including:

- Laterals owned and/or operated by the Enrollee;
- Satellite sewer systems; and/or
- Temporary conveyance and storage facilities, including but not limited to temporary piping, vaults, construction trenches, wet wells, impoundments, tanks and diversion structures.

For purpose of this Order, sanitary sewer systems include only systems owned and/or operated by the Enrollee.

## **Satellite Sewer System**

A satellite sewer system is a portion of a sanitary sewer system owned or operated by a different owner than the owner of the downstream wastewater treatment facility ultimately treating the sewage.

## **Sewer System Management Plan**

A sewer system management plan is a living document an Enrollee develops and implements to effectively manage its sanitary sewer system(s) in accordance with this General Order.

## **Sewage**

Sewage, and its associated wastewater, is untreated or partially treated domestic, municipal, commercial and/or industrial waste (including sewage sludge), and any mixture of these wastes with inflow or infiltration of stormwater or groundwater, conveyed in a sanitary sewer system.

## **Spill**

A spill is a discharge of sewage from any portion of a sanitary sewer system due to a sanitary sewer system overflow, operational failure, and/or infrastructure failure. Exfiltration of sewage is not considered to be a spill under this General Order if the exfiltrated sewage remains in the subsurface and does not reach a surface water of the State.

## **Training**

Training is in-house or external education and guidance needed that provides the knowledge, skills, and abilities to comply with this General Order.

**Wash Down Water**

Wash down water is water used to clean a spill area.

**Waste**

Waste, as defined in Water Code section 13050(d), includes sewage and any and all other waste substances, liquid, solid, gaseous, or radioactive, associated with human habitation, or of human or animal origin, or from any producing, manufacturing, or processing operation, including waste placed within containers of whatever nature prior to, and for purposes of, disposal.

**Waste Discharge Identification Number (WDID)**

A waste discharge identification number (WDID) identifies each individual sanitary sewer system enrolled under this General Order. A WDID number is assigned to each enrolled system upon an Enrollee’s approved regulatory coverage.

**Waters of the State**

Waters of the State are surface waters or groundwater within boundaries of the state as defined in Water Code section 13050(e), in which the State and Regional Water Boards have authority to protect beneficial uses. Waters of the State include, but are not limited to, groundwater aquifers, surface waters, saline waters, natural washes and pools, wetlands, sloughs, and estuaries, regardless of flow or whether water exists during dry conditions. Waters of the State include waters of the United States.

**Waters of the United States**

Waters of the United States are surface waters or waterbodies that are subject to federal jurisdiction in accordance with the Clean Water Act.

**Water Quality Objective**

A water quality objective is the limit or maximum amount of pollutant, waste constituent or characteristic, or parameter level established in statewide water quality control plans and Regional Water Boards’ Basin Plans, for the reasonable protection of beneficial uses of surface waters and groundwater and the prevention of nuisance.

**ATTACHMENT B – APPLICATION FOR ENROLLMENT**

**1. Enrollment Status:** (Mark only one item)

- New Enrollee
- New Enrollee with previous regulatory coverage under Order 2006-0003-DWQ  
(that failed to certify continuation of coverage in CIWQS per Order 2022-XXXX-DWQ)  
Existing WDID Number: \_\_\_\_\_

**2. Applicant Information:**

Legally Responsible Official Submitting Application

First and Last Name: \_\_\_\_\_

Title: \_\_\_\_\_

Phone: \_\_\_\_\_

Email: \_\_\_\_\_

System Owner/Operator Name: \_\_\_\_\_

Mailing Address: \_\_\_\_\_

City, State, Zip: \_\_\_\_\_

County: \_\_\_\_\_

Sanitary Sewer System Name: \_\_\_\_\_

Regional Water Quality Control Board(s): \_\_\_\_\_

Signature and Date: \_\_\_\_\_

**3. Applicant Type (Check one):**

- City     County     State     Federal     Special District
- Government Combination     Private     Other Non-governmental Entity

**4. Wastewater Treatment Plant Receiving Sanitary Sewer System Waste:**

Wastewater Treatment Plant Permittee: \_\_\_\_\_

WDID No.: \_\_\_\_\_

**5. Billing Information**

Billing Address: \_\_\_\_\_

City, State, Zip: \_\_\_\_\_

Billing Contact Person and Title: \_\_\_\_\_

Phone and Email Address: \_\_\_\_\_

**6. Application Fee:**

The application fee, as required by Water Code section 13260, is based on the daily population served by the sanitary sewer system. See updated [Fee Schedule](https://www.waterboards.ca.gov/resources/fees/water_quality/).  
([https://www.waterboards.ca.gov/resources/fees/water\\_quality/](https://www.waterboards.ca.gov/resources/fees/water_quality/))

Check one of the following and enter fee amount:

Population Served < 50,000 – Total Fee submitted: \$ \_\_\_\_\_

Population Served ≥ 50,000 – Total Fee submitted: \$ \_\_\_\_\_

Make the fee payment payable to the State Water Resources Control Board and mail the complete application package to:

State Water Resources Control Board, Accounting Office

P. O. Box 1888

Sacramento, CA 95812-1888

Attention: Statewide Sanitary Sewer System Program

**7. Application Submittal Certification**

*I certify under penalty of perjury under the laws of the State of California that to the best of my knowledge and belief, the information in the submitted application package is true, accurate and complete. I am aware that there are significant penalties for submitting false information, including the possibility of fines and imprisonment.*

Print Name: \_\_\_\_\_

Title: \_\_\_\_\_

Signature: \_\_\_\_\_ Date: \_\_\_\_\_

**ATTACHMENT C - NOTICE OF TERMINATION**

**1. Enrollee Information**

Enrollee Name: \_\_\_\_\_

WDID No: \_\_\_\_\_

Legally Responsible Official Requesting Termination of Coverage: \_\_\_\_\_

First and Last Name: \_\_\_\_\_

Title: \_\_\_\_\_

Phone: \_\_\_\_\_

Email: \_\_\_\_\_

Mailing Address: \_\_\_\_\_

City, State, Zip: \_\_\_\_\_

County: \_\_\_\_\_

Sanitary Sewer System Name(s) or Unique Identifier(s): \_\_\_\_\_

Regional Water Quality Control Board(s): \_\_\_\_\_

Signature and Date: \_\_\_\_\_

**2. Basis of Termination**

Explanation of termination, including subsequent regulatory coverage and subsequent owner/operator of enrolled sanitary sewer system, as applicable:

\_\_\_\_\_  
\_\_\_\_\_  
\_\_\_\_\_  
\_\_\_\_\_  
\_\_\_\_\_  
\_\_\_\_\_  
\_\_\_\_\_  
\_\_\_\_\_  
\_\_\_\_\_  
\_\_\_\_\_  
\_\_\_\_\_  
\_\_\_\_\_  
\_\_\_\_\_  
\_\_\_\_\_  
\_\_\_\_\_

**3. Regulatory Coverage Termination Certification**

*I certify under penalty of perjury under the laws of the State of California that to the best of my knowledge: 1) the sanitary sewer system I officially represent is not required to be regulated under the Statewide Waste Discharge Requirements for Sanitary Sewer Systems Order 2022-XXXX-DWQ, and 2) the information submitted in this Notice of Termination is true, accurate and complete. I am aware that there are significant penalties for submitting false information, including the possibility of fine or imprisonment. Additionally, I understand that the submittal of this Notice of Termination does not release sanitary sewer system agencies from liability for any violations of the Clean Water Act.*

Print Name: \_\_\_\_\_

Title: \_\_\_\_\_

Signature: \_\_\_\_\_ Date: \_\_\_\_\_

**For State Water Board Use Only**

Approved for Termination

Denied and Returned to Enrollee

Deputy Director of Water Quality Signature: \_\_\_\_\_

Date: \_\_\_\_\_ Notice of Termination Effective Date: \_\_\_\_\_

**ATTACHMENT D – SEWER SYSTEM MANAGEMENT PLAN – REQUIRED ELEMENTS**

**Table of Contents**

1. Sewer System Management Plan Goal And Introduction .....D-2

    1.1. Regulatory Context .....D-2

    1.2. Sewer System Management Plan Update Schedule.....D-3

    1.3. Sewer System Asset Overview .....D-3

2. Organization .....D-3

3. Legal Authority .....D-4

4. Operation And Maintenance Program.....D-4

    4.1. Updated Map of Sanitary Sewer System .....D-4

    4.2. Preventive Operation and Maintenance Activities .....D-4

    4.3. Training .....D-5

    4.4. Equipment Inventory .....D-5

5. Design And Performance Provisions .....D-5

    5.1. Updated Design Criteria and Construction Standards and Specifications.....D-5

    5.2. Procedures and Standards.....D-5

6. Spill Emergency Response Plan.....D-6

7. Sewer Pipe Blockage Control Program.....D-7

8. System Evaluation, Capacity Assurance and Capital Improvements.....D-7

    8.1 System Evaluation and Condition Assessment.....D-7

    8.2. Capacity Assessment and Design Criteria .....D-8

    8.3. Prioritization of Corrective Action .....D-9

    8.4. Capital Improvement Plan .....D-9

9. Monitoring, Measurement and Program Modifications.....D-9

10. Internal Audits.....D-10

11. Communication Program .....D-10

**ATTACHMENT D – SEWER SYSTEM MANAGEMENT PLAN – REQUIRED ELEMENTS**

A Sewer System Management Plan (Plan) is a living planning document that documents ongoing local sewer system management program activities, procedures, and decision-making – at the scale necessary to address the size and complexity of the subject sanitary sewer system(s). This Plan may incorporate other programs and other plans by reference, to address short-term and long-term system resilience through:

- Proactive planning and decision-making;
- Local government ordinances;
- Updated operations and maintenance activities and procedures;
- Implementation of capital improvements;
- Sufficient local budget to support staff resources, contractors, equipment, and training; and
- Updated training of staff and contractors.

The Enrollee’s development, update, and implementation of a Sewer System Management Plan addressing the requirements of this Attachment is an enforceable component of this General Order. As specified in Provision 6.1 (Enforcement Provisions) of this General Order, consistent with the Water Code and the State Water Board Enforcement Policy, the State Water Board or a Regional Water Board may consider the Enrollee’s efforts in implementing an effective Sewer System Management Plan to prevent, contain, control, and mitigate spills when considering Water Code section 13327 factors to determine necessary enforcement of this General Order.

This Attachment includes the following required elements that the Enrollee shall address in its Plan and subsequent updates. The Enrollee shall identify any requirement in this Attachment that is not applicable to the Enrollee’s sewer system and shall explain in its Plan why the requirement is not applicable.

**1. SEWER SYSTEM MANAGEMENT PLAN GOAL AND INTRODUCTION**

The goal of the Sewer System Management Plan (Plan) is to provide a plan and schedule to: (1) properly manage, operate, and maintain all parts of the Enrollee’s sanitary sewer system(s), (2) reduce and prevent spills, and (3) contain and mitigate spills that do occur.

The Plan must include a narrative Introduction section that discusses the following items:

**1.1. Regulatory Context**

The Plan Introduction section must provide a general description of the local sewer system management program and discuss Plan implementation and updates.

**1.2. Sewer System Management Plan Update Schedule**

The Plan Introduction section must include a schedule for the Enrollee to update the Plan, including the schedule for conducting internal audits. The schedule must include milestones for incorporation of activities addressing prevention of sewer spills.

**1.3. Sewer System Asset Overview**

The Plan Introduction section must provide a description of the Enrollee-owned assets and service area, including but not limited to:

- Location, including county(ies);
- Service area boundary;
- Population and community served;
- System size, including total length in miles, length of gravity mainlines, length of pressurized (force) mains, and number of pump stations and siphons;
- Structures diverting stormwater to the sewer system;
- Data management systems;
- Sewer system ownership and operation responsibilities between Enrollee and private entities for upper and lower sewer laterals;
- Estimated number or percent of residential, commercial, and industrial service connections; and
- Unique service boundary conditions and challenge(s).

Additionally, the Plan Introduction section must provide reference to the Enrollee’s up-to-date map of its sanitary sewer system, as required in section 4.1 (Updated Map of Sanitary Sewer System) of this Attachment.

**2. ORGANIZATION**

The Plan must identify organizational staffing responsible and integral for implementing the local Sewer System Management Plan through an organization chart or similar narrative documentation that includes:

- The name of the Legally Responsible Official as required in section 5.1 (Designation of a Legally Responsible Official) of this General Order;
- The position titles, telephone numbers, and email addresses for management, administrative, and maintenance positions responsible for implementing specific Sewer System Management Plan elements;
- Organizational lines of authority; and
- Chain of communication for reporting spills from receipt of complaint or other information, including the person responsible for reporting spills to the State and Regional Water Boards and other agencies, as applicable. (For example, county

health officer, county environmental health agency, and State Office of Emergency Services.)

### **3. LEGAL AUTHORITY**

The Plan must include copies or an electronic link to the Enrollee's current sewer system use ordinances, service agreements and/or other legally binding procedures to demonstrate the Enrollee possesses the necessary legal authority to:

- Prevent illicit discharges into its sanitary sewer system from inflow and infiltration (I&I); unauthorized stormwater; chemical dumping; unauthorized debris; roots; fats, oils, and grease; and trash, including rags and other debris that may cause blockages;
- Collaborate with storm sewer agencies to coordinate emergency spill responses, ensure access to storm sewer systems during spill events, and prevent unintentional cross connections of sanitary sewer infrastructure to storm sewer infrastructure;
- Require that sewer system components and connections be properly designed and constructed;
- Ensure access for maintenance, inspection, and/or repairs for portions of the service lateral owned and/or operated by the Enrollee;
- Enforce any violation of its sewer ordinances, service agreements, or other legally binding procedures; and
- Obtain easement accessibility agreements for locations requiring sewer system operations and maintenance, as applicable.

### **4. OPERATION AND MAINTENANCE PROGRAM**

The Plan must include the items listed below that are appropriate and applicable to the Enrollee's system.

#### **4.1. Updated Map of Sanitary Sewer System**

An up-to-date map(s) of the sanitary sewer system, and procedures for maintaining and providing State and Regional Water Board staff access to the map(s). The map(s) must show gravity line segments and manholes, pumping facilities, pressure pipes and valves, and applicable stormwater conveyance facilities within the sewer system service area boundaries.

#### **4.2. Preventive Operation and Maintenance Activities**

A scheduling system and a data collection system for preventive operation and maintenance activities conducted by staff and contractors.

The scheduling system must include:

- Inspection and maintenance activities;

## STATEWIDE SANITARY SEWER SYSTEMS GENERAL ORDER 2022-0103-DWQ

- Higher-frequency inspections and maintenance of known problem areas, including areas with tree root problems;
- Regular visual and closed-circuit television (CCTV) inspections of manholes and sewer pipes.

The data collection system must document data from system inspection and maintenance activities, including system areas/components prone to root-intrusion potentially resulting in system backup and/or failure.

### **4.3. Training**

In-house and external training provided on a regular basis for sanitary sewer system operations and maintenance staff and contractors. The training must cover:

- The requirements of this General Order;
- The Enrollee's Spill Emergency Response Plan procedures and practice drills;
- Skilled estimation of spill volume for field operators; and
- Electronic CIWQS reporting procedures for staff submitting data.

### **4.4. Equipment Inventory**

An inventory of sewer system equipment, including the identification of critical replacement and spare parts.

## **5. DESIGN AND PERFORMANCE PROVISIONS**

The Plan must include the following items as appropriate and applicable to the Enrollee's system:

### **5.1. Updated Design Criteria and Construction Standards and Specifications**

Updated design criteria, and construction standards and specifications, for the construction, installation, repair, and rehabilitation of existing and proposed system infrastructure components, including but not limited to pipelines, pump stations, and other system appurtenances. If existing design criteria and construction standards are deficient to address the necessary component-specific hydraulic capacity as specified in section 8 (System Evaluation, Capacity Assurance and Capital Improvements) of this Attachment, the procedures must include component-specific evaluation of the design criteria.

### **5.2. Procedures and Standards**

Procedures, and standards for the inspection and testing of newly constructed, newly installed, repaired, and rehabilitated system pipelines, pumps, and other equipment and appurtenances.

**6. SPILL EMERGENCY RESPONSE PLAN**

The Plan must include an up to date Spill Emergency Response Plan to ensure prompt detection and response to spills to reduce spill volumes and collect information for prevention of future spills. The Spill Emergency Response Plan must include procedures to:

- Notify primary responders, appropriate local officials, and appropriate regulatory agencies of a spill in a timely manner;
- Notify other potentially affected entities (for example, health agencies, water suppliers, etc.) of spills that potentially affect public health or reach waters of the State;
- Comply with the notification, monitoring and reporting requirements of this General Order, State law and regulations, and applicable Regional Water Board Orders;
- Ensure that appropriate staff and contractors implement the Spill Emergency Response Plan and are appropriately trained;
- Address emergency system operations, traffic control and other necessary response activities;
- Contain a spill and prevent/minimize discharge to waters of the State or any drainage conveyance system;
- Minimize and remediate public health impacts and adverse impacts on beneficial uses of waters of the State;
- Remove sewage from the drainage conveyance system;
- Clean the spill area and drainage conveyance system in a manner that does not inadvertently impact beneficial uses in the receiving waters;
- Implement technologies, practices, equipment, and interagency coordination to expedite spill containment and recovery;
- Implement pre-planned coordination and collaboration with storm drain agencies and other utility agencies/departments prior, during, and after a spill event;
- Conduct post-spill assessments of spill response activities;
- Document and report spill events as required in this General Order; and
- Annually, review and assess effectiveness of the Spill Emergency Response Plan, and update the Plan as needed.

## **7. SEWER PIPE BLOCKAGE CONTROL PROGRAM**

The Sewer System Management Plan must include procedures for the evaluation of the Enrollee's service area to determine whether a sewer pipe blockage control program is needed to control fats, oils, grease, rags and debris. If the Enrollee determines that a program is not needed, the Enrollee shall provide justification in its Plan for why a program is not needed.

The procedures must include, at minimum:

- An implementation plan and schedule for a public education and outreach program that promotes proper disposal of pipe-blocking substances;
- A plan and schedule for the disposal of pipe-blocking substances generated within the sanitary sewer system service area. This may include a list of acceptable disposal facilities and/or additional facilities needed to adequately dispose of substances generated within a sanitary sewer system service area;
- The legal authority to prohibit discharges to the system and identify measures to prevent spills and blockages;
- Requirements to install grease removal devices (such as traps or interceptors), design standards for the removal devices, maintenance requirements, best management practices requirements, recordkeeping and reporting requirements;
- Authority to inspect grease producing facilities, enforcement authorities, and whether the Enrollee has sufficient staff to inspect and enforce the fats, oils, and grease ordinance;
- An identification of sanitary sewer system sections subject to fats, oils, and grease blockages and establishment of a cleaning schedule for each section; and
- Implementation of source control measures for all sources of fats, oils, and grease reaching the sanitary sewer system for each section identified above.

## **8. SYSTEM EVALUATION, CAPACITY ASSURANCE AND CAPITAL IMPROVEMENTS**

The Plan must include procedures and activities for:

- Routine evaluation and assessment of system conditions;
- Capacity assessment and design criteria;
- Prioritization of corrective actions; and
- A capital improvement plan.

### **8.1 System Evaluation and Condition Assessment**

The Plan must include procedures to:

- Evaluate the sanitary sewer system assets utilizing the best practices and technologies available;

## STATEWIDE SANITARY SEWER SYSTEMS GENERAL ORDER 2022-0103-DWQ

- Identify and justify the amount (percentage) of its system for its condition to be assessed each year;
- Prioritize the condition assessment of system areas that:
  - Hold a high level of environmental consequences if vulnerable to collapse, failure, blockage, capacity issues, or other system deficiencies;
  - Are located in or within the vicinity of surface waters, steep terrain, high groundwater elevations, and environmentally sensitive areas;
  - Are within the vicinity of a receiving water with a bacterial-related impairment on the most current Clean Water Act section 303(d) List;
- Assess the system conditions using visual observations, video surveillance and/or other comparable system inspection methods;
- Utilize observations/evidence of system conditions that may contribute to exiting of sewage from the system which can reasonably be expected to discharge into a water of the State;
- Maintain documents and recordkeeping of system evaluation and condition assessment inspections and activities; and
- Identify system assets vulnerable to direct and indirect impacts of climate change, including but not limited to: sea level rise; flooding and/or erosion due to increased storm volumes, frequency, and/or intensity; wildfires; and increased power disruptions.

### **8.2. Capacity Assessment and Design Criteria**

The Plan must include procedures to identify system components that are experiencing or contributing to spills caused by hydraulic deficiency and/or limited capacity, including procedures to identify the appropriate hydraulic capacity of key system elements for:

- Dry-weather peak flow conditions that cause or contributes to spill events;
- The appropriate design storm(s) or wet weather events that causes or contributes to spill events;
- The capacity of key system components; and
- Identify the major sources that contribute to the peak flows associated with sewer spills.

The capacity assessment must consider:

- Data from existing system condition assessments, system inspections, system audits, spill history, and other available information;
- Capacity of flood-prone systems subject to increased infiltration and inflow, under normal local and regional storm conditions;

## STATEWIDE SANITARY SEWER SYSTEMS GENERAL ORDER 2022-0103-DWQ

- Capacity of systems subject to increased infiltration and inflow due to larger and/or higher-intensity storm events as a result of climate change;
- Increases of erosive forces in canyons and streams near underground and above-ground system components due to larger and/or higher-intensity storm events;
- Capacity of major system elements to accommodate dry weather peak flow conditions, and updated design storm and wet weather events; and
- Necessary redundancy in pumping and storage capacities.

### **8.3. Prioritization of Corrective Action**

The findings of the condition assessments and capacity assessments must be used to prioritize corrective actions. Prioritization must consider the severity of the consequences of potential spills.

### **8.4. Capital Improvement Plan**

The capital improvement plan must include the following items:

- Project schedules including completion dates for all portions of the capital improvement program;
- Internal and external project funding sources for each project; and
- Joint coordination between operation and maintenance staff, and engineering staff/consultants during planning, design, and construction of capital improvement projects; and Interagency coordination with other impacted utility agencies.

## **9. MONITORING, MEASUREMENT AND PROGRAM MODIFICATIONS**

The Plan must include an Adaptive Management section that addresses Plan-implementation effectiveness and the steps for necessary Plan improvement, including:

- Maintaining relevant information, including audit findings, to establish and prioritize appropriate Plan activities;
- Monitoring the implementation and measuring the effectiveness of each Plan Element;
- Assessing the success of the preventive operation and maintenance activities;
- Updating Plan procedures and activities, as appropriate, based on results of monitoring and performance evaluations; and
- Identifying and illustrating spill trends, including spill frequency, locations and estimated volumes.

**10. INTERNAL AUDITS**

The Plan shall include internal audit procedures, appropriate to the size and performance of the system, for the Enrollee to comply with section 5.4 (Sewer System Management Plan Audits) of this General Order.

**11. COMMUNICATION PROGRAM**

The Plan must include procedures for the Enrollee to communicate with:

- The public for:
  - Spills and discharges resulting in closures of public areas, or that enter a source of drinking water, and
  - The development, implementation, and update of its Plan, including opportunities for public input to Plan implementation and updates.
- Owners/operators of systems that connect into the Enrollee’s system, including satellite systems, for:
  - System operation, maintenance, and capital improvement-related activities.

**ATTACHMENT E1 – NOTIFICATION, MONITORING, REPORTING AND RECORDKEEPING REQUIREMENTS**

**Table of Contents**

1. Notification Requirements ..... E1-3

    1.1. Notification of Spills of 1,000 Gallons or Greater to the California Office of  
        Emergency Services ..... E1-3

    1.2. Spill Notification Information ..... E1-4

    1.3. Notification of Spill Report Updates ..... E1-4

2. Spill-Specific Monitoring Requirements ..... E1-5

    2.1 Spill Location and Spread ..... E1-5

    2.2 Spill Volume Estimation ..... E1-5

    2.3. Receiving Water Monitoring ..... E1-5

    2.4. Safety and Access Exceptions ..... E1-8

3. Reporting Requirements ..... E1-8

    3.1. Reporting Requirements for Individual Category 1 Spill Reporting ..... E1-8

    3.2. Reporting Requirements for Individual Category 2 Spill Reporting ..... E1-12

    3.3. Monthly Certified Spill Reporting for Category 3 Spills ..... E1-14

    3.4. Monthly Certified Spill Reporting for Category 4 Spills ..... E1-16

    3.5. Amended Certified Spill Reports for Category 3 Spills ..... E1-16

    3.6. Annual Certified Spill Reporting of Category 4 and/or Lateral Spills ..... E1-16

    3.7. Monthly Certification of “No-Spills” or “Category 4 Spills” and/or “Non-Category 1  
        Lateral Spills” ..... E1-16

    3.8. Electronic Sanitary Sewer System Service Area Boundary Map ..... E1-17

    3.9. Annual Report (Previously termed as Collection System Questionnaire in  
        General Order 2006-0003-DWQ) ..... E1-17

    3.10. Sewer System Management Plan Audit Reporting Requirements ..... E1-19

    3.11. Sewer System Management Plan Reporting Requirements ..... E1-19

4. Recordkeeping Requirements ..... E1-20

    4.1. Recordkeeping Time Period ..... E1-20

    4.2. Availability of Documents ..... E1-20

    4.3. Spill Reports ..... E1-20

    4.4. Recordkeeping of Category 4 Spills and Non-Category 1 Lateral Spills ..... E1-21

    4.5. Sewer System Telemetry Records ..... E1-22

    4.6. Sewer System Management Plan Implementation Records ..... E1-22

    4.7. Audit Records ..... E1-23

STATEWIDE SANITARY SEWER SYSTEMS GENERAL ORDER 2022-0103-DWQ

4.8. Equipment Records..... E1-23  
4.9. Work Orders..... E1-23

## **ATTACHMENT E1– NOTIFICATION, MONITORING, REPORTING AND RECORDKEEPING REQUIREMENTS**

The Notification Requirements (section 1), Spill-specific Monitoring Requirements (section 2), Reporting Requirements (section 3) and Recordkeeping Requirements (section 4) in this Attachment are pursuant to Water Code section 13267 and section 13383, and are an enforceable component of this General Order. For the purpose of this General Order, the term:

- Notification means the notifying of appropriate parties of a spill event or other activity.
- Spill-specific Monitoring means the gathering of information and data for a specific spill event to be reported or kept as records.
- Reporting means the reporting of information and data into the online California Integrated Water Quality System (CIWQS) Sanitary Sewer System Database.
- Recordkeeping means the maintaining of information and data in an official records storage system.

Failure to comply with the notification, monitoring, reporting and recordkeeping requirements in this General Order may subject the Enrollee to civil liabilities of up to \$10,000 a day per violation pursuant to Water Code section 13385; up to \$1,000 a day per violation pursuant to Water Code section 13268; or referral to the Attorney General for judicial civil enforcement.

Water Code section 13193 et seq. requires the Regional Water Quality Control Boards (Regional Water Boards) and the State Water Resources Control Board (State Water Board) to collect sanitary sewer spill information for each spill event and make this information available to the public. Sanitary sewer spill information for each spill event includes but is not limited to: Enrollee contact information for each spill event, spill cause, estimated spill volume and factors used for estimation, location, date, time, duration, amount discharged to waters of the State, response and corrective action(s) taken.

### **1. NOTIFICATION REQUIREMENTS**

#### **1.1. Notification of Spills of 1,000 Gallons or Greater to the California Office of Emergency Services**

Per Water Code section 13271, for a spill that discharges in or on any waters of the State, or discharges or is deposited where it is, or probably will be, discharged in or on any waters of the State, the Enrollee shall notify the California Office of Emergency Services and obtain a California Office of Emergency Services Control Number as soon as possible **but no later than two (2) hours** after:

- The Enrollee has knowledge of the spill; and
- Notification can be provided without substantially impeding cleanup or other emergency measures.

The notification requirements in this section apply to individual spills of 1,000 gallons or greater, from an Enrollee-owned and/or operated laterals, to a water of the State.

## 1.2. Spill Notification Information

The Enrollee shall provide the following spill information to the California Office of Emergency Services before receiving a Control Number, as applicable:

- Name and phone number of the person notifying the California Office of Emergency Services;
- Estimated spill volume (gallons);
- Estimated spill rate from the system (gallons per minute);
- Estimated discharge rate (gallons per minute) directly into waters of the State or indirectly into a drainage conveyance system;
- Spill incident description:
  - Brief narrative of the spill event, and
  - Spill incident location (address, city, and zip code) and closest cross streets and/or landmarks;
- Name and phone number of contact person on-scene;
- Date and time the Enrollee was informed of the spill event;
- Name of sanitary sewer system causing the spill;
- Spill cause or suspected cause (if known);
- Amount of spill contained;
- Name of receiving water body receiving or potentially receiving discharge; and
- Description of water body impact and/ or potential impact to beneficial uses.

## 1.3. Notification of Spill Report Updates

Following the initial notification to the California Office of Emergency Services and until such time that the Enrollee certifies the spill report in the online CIWQS Sanitary Sewer System Database, the Enrollee shall provide updates to the California Office of Emergency Services regarding substantial changes to:

- Estimated spill volume (increase or decrease in gallons initially estimated);
- Estimated discharge volume discharged directly into waters of the State or indirectly into a drainage conveyance system (increase or decrease in gallons initially estimated); and
- Additional impact(s) to the receiving water(s) and beneficial uses.

## **2. SPILL-SPECIFIC MONITORING REQUIREMENTS**

### **2.1 Spill Location and Spread**

The Enrollee shall visually assess the spill location(s) and spread using photography, global positioning system (GPS), and other best available tools. The Enrollee shall document the critical spill locations, including:

- Photography and GPS coordinates for:
  - The system location where spill originated.  
For multiple appearance points of a single spill event, the points closest to the spill origin.
- Photography for:
  - Drainage conveyance system entry locations,
  - The location(s) of discharge into surface waters, as applicable,
  - Extent of spill spread, and
  - The location(s) of clean up.

### **2.2 Spill Volume Estimation**

To assess the approximate spill magnitude and spread, the Enrollee shall estimate the total spill volume using updated volume estimation techniques, calculations, and documentation for electronic reporting. The Enrollee shall update its notification and reporting of estimated spill volume (which includes spill volume recovered) as further information is gathered during and after a spill event.

### **2.3. Receiving Water Monitoring**

#### **2.3.1. Receiving Water Visual Observations**

Through visual observations and use of best available spill volume-estimating techniques and field calculation techniques, the Enrollee shall gather and document the following information for spills discharging to surface waters:

- Estimated spill travel time to the receiving water;
- For spills entering a drainage conveyance system, estimated spill travel time from the point of entry into the drainage conveyance system to the point of discharge into the receiving water;
- Estimated spill volume entering the receiving water; and
- Photography of:
  - Waterbody bank erosion,
  - Floating matter,
  - Water surface sheen (potentially from oil and grease),

## STATEWIDE SANITARY SEWER SYSTEMS GENERAL ORDER 2022-0103-DWQ

- Discoloration of receiving water, and
- Impact to the receiving water.

### 2.3.2. Receiving Water – Water Quality Sampling and Analysis

For sewage spills in which an estimated 50,000 gallons or greater are discharged into a surface water, the Enrollee shall conduct the following water quality sampling no later than **18 hours** after the Enrollee's knowledge of a potential discharge to a surface water:

- Collect one water sample, each day of the duration of the spill, at:
  - The DCS-001 location as described in section 2.3.4 (Receiving Water Sampling Locations) of this Attachment, if sewage discharges to a surface water via a drainage conveyance system; and/or
  - Each of the three receiving water sampling locations in section 2.3.4 (Receiving Water Sampling Locations) of this Attachment;

If the receiving water has no flow during the duration of the spill, the Enrollee must report "No Sampling Due To No Flow" for its receiving water sampling locations.

The Enrollee shall analyze the collected receiving water samples for the following constituents per section 2.3.3 (Water Quality Analysis Specifications) of this Attachment:

- Ammonia, and
- Appropriate bacterial indicator(s) per the applicable Basin Plan water quality objectives, including one or more of the following, unless directed otherwise by the Regional Water Board:
  - Total Coliform Bacteria
  - Fecal Coliform Bacteria
  - *E-coli*
  - Enterococcus

Dependent on the receiving water(s), sampling of bacterial indicators shall be sufficient to determine post-spill (after the spill) compliance with the water quality objectives and bacterial standards of the California Ocean Plan or the California Inland Surface Water Enclosed Bays, and Estuaries Plan, including the frequency and/or number of post-spill receiving water samples as may be specified in the applicable plans.

The Enrollee shall collect and analyze additional samples as required by the applicable Regional Water Board Executive Officer or designee.

**2.3.3. Water Quality Analysis Specifications**

Spill monitoring must be representative of the monitored activity (40 Code of Federal Regulations section 122.41(j)(1)).

Sufficiently Sensitive Methods

Sample analysis must be conducted according to sufficiently sensitive test methods approved under 40 Code of Federal Regulations Part 136 for the sample analysis of pollutants. For the purposes of this General Order, a method is sufficiently sensitive when the minimum level of the analytical method approved under 40 Code of Federal Regulations Part 136 is at or below the receiving water pollutant criteria.

Environmental Laboratory Accreditation Program-Accredited Laboratories

The analysis of water quality samples required per this General Order must be performed by a laboratory that has accreditation pursuant to Article 3 (commencing with section 100825) of Chapter 4 of Part 1 of Division 101 of the Health and Safety Code. (Water Code section 13176(a).) The State Water Board accredits laboratories through its Environmental Laboratory Accreditation Program (ELAP).

**2.3.4. Receiving Water Sampling Locations**

The Enrollee shall collect receiving water samples at the following locations.

**Sampling of Flow in Drainage Conveyance System (DCS) Prior to Discharge**

Sampling Location	Sampling Location Description
DCS-001	A point in a drainage conveyance system before the drainage conveyance system flow discharges into a receiving water.

**Receiving Surface Water Sampling (RSW)<sup>1</sup>**

Sampling Location	Sampling Location Description
RSW-001 Point of Discharge	A point in the receiving water where sewage initially enters the receiving water.
RSW-001U: Upstream of Point of Discharge	A point in the receiving water, upstream of the point of sewage discharge, to capture ambient conditions absent of sewage discharge impacts.

Sampling Location	Sampling Location Description
RSW-001D: Downstream of Point of Discharge	A point in the receiving water, downstream of the point of sewage discharge, where the spill material is fully mixed with the receiving water.

<sup>1</sup> The Enrollee must use its best professional judgment to determine the upstream and downstream distances based on receiving water flow, accessibility to upstream/downstream waterbody banks, and size of visible sewage plume.

**2.4. Safety and Access Exceptions**

If the Enrollee encounters access restrictions or unsafe conditions that prevents its compliance with spill response requirements or monitoring requirements in this General Order, the Enrollee shall provide documentation of access restrictions and/or safety hazards in the corresponding required report.

**3. REPORTING REQUIREMENTS**

All reporting required in this General Order must be submitted electronically to the online [CIWQS Sanitary Sewer System Database](https://ciwqs.waterboards.ca.gov) (https://ciwqs.waterboards.ca.gov), unless specified otherwise in this General Order. Electronic reporting may solely be conducted by a Legally Responsible Official or Data Submitter(s) previously designated by the Legally Responsible Official, as required in section 5.8 (Designation of Data Submitters) of this General Order.

The Enrollee shall report any information that is protected by the Homeland Security Act, by email to [SanitarySewer@waterboards.ca.gov](mailto:SanitarySewer@waterboards.ca.gov), with a brief explanation of the protection provided by the Homeland Security Act for the subject report to be protected from unauthorized disclosure and/or public access, and for official Water Board regulatory purposes only.

**3.1. Reporting Requirements for Individual Category 1 Spill Reporting**

**3.1.1. Draft Spill Report for Category 1 Spills**

**Within three (3) business days** of the Enrollee’s knowledge of a Category 1 spill, the Enrollee shall submit a Draft Spill Report to the online CIWQS Sanitary Sewer System Database.

The Draft Spill Report must, at minimum, include the following items:

1. Contact information: Name and telephone number of Enrollee contact person to respond to spill-specific questions;
2. Spill location name;
3. Date and time the Enrollee was notified of, or self-discovered, the spill;
4. Operator arrival time;

## STATEWIDE SANITARY SEWER SYSTEMS GENERAL ORDER 2022-0103-DWQ

5. Estimated spill start date and time;
6. Date and time the Enrollee notified the California Office of Emergency Services, and the assigned control number;
7. Description, photographs, and GPS coordinates of the system location where the spill originated;
  - If a single spill event results in multiple appearance points, provide GPS coordinates for the appearance point closest to the failure point and describe each additional appearance point in the spill appearance point explanation field;
8. Estimated total spill volume exiting the system;
9. Description and photographs of the extent of the spill and spill boundaries;
10. Did the spill reach a drainage conveyance system? If Yes:
  - Description of the drainage conveyance system transporting the spill;
  - Photographs of the drainage conveyance system entry location(s);
  - Estimated spill volume fully recovered from the drainage conveyance system;
  - Estimated spill volume remaining within the drainage conveyance system;
11. Description and photographs of all discharge point(s) into the surface water;
12. Estimated spill volume that discharged to surface waters; and
13. Estimated total spill volume recovered.

### 3.1.2. Certified Spill Report for Category 1 Spills

**Within 15 calendar days** of the spill end date, the Enrollee shall submit a Certified Spill Report for Category 1 spills, to the online CIWQS Sanitary Sewer System Database. Upon completion of the Certified Spill Report, the online CIWQS Sanitary Sewer System Database will issue a final spill event identification number.

The Certified Spill Report must, at minimum, include the following mandatory information in addition to all information in the Draft Spill Report per section 3.1.1 (Draft Spill Report for Category 1 Spills) above:

1. Description of the spill event destination(s), including GPS coordinates if available, that represent the full spread and reach of the spill;
2. Spill end date and time;
3. Description of how the spill volume estimations were calculated, including at a minimum:
  - The methodology, assumptions and type of data relied upon, such as supervisory control and data acquisition (SCADA) records, flow monitoring or other telemetry information used to estimate the volume of the spill discharged, and the volume of the spill recovered (if any volume of the spill was recovered), and
  - The methodology(ies), assumptions and type of data relied upon for estimations of the spill start time and the spill end time;

## STATEWIDE SANITARY SEWER SYSTEMS GENERAL ORDER 2022-0103-DWQ

4. Spill cause(s) (for example, root intrusion, grease deposition, etc.);
5. System failure location (for example, main, lateral, pump station, etc.);
6. Description of the pipe material, and estimated age of the pipe material, at the failure location;
7. Description of the impact of the spill;
8. Whether or not the spill was associated with a storm event;
9. Description of spill response activities including description of immediate spill containment and cleanup efforts;
10. Description of spill corrective action, including steps planned or taken to reduce, eliminate, and prevent reoccurrence of the spill, and a schedule of major milestones for those steps;
11. Spill response completion date;
12. Detailed narrative of investigation and investigation findings of cause of spill;
13. Reasons for an ongoing investigation (as applicable) and the expected date of completion;
14. Name and type of receiving water body(s);
15. Description of the water body(s), including but not limited to:
  - Observed impacts on aquatic life,
  - Public closure, restricted public access, temporary restricted use, and/or posted health warnings due to spill,
  - Responsible entity for closing/restricting use of water body, and
  - Number of days closed/restricted as a result of the spill.
16. Whether or not the spill was located within 1,000 feet of a municipal surface water intake; and
17. If water quality samples were collected, identify sample locations and the parameters the water quality samples were analyzed for. If no samples were taken, Not Applicable shall be selected.

### **3.1.3. Spill Technical Report for Individual Category 1 Spill in which 50,000 Gallons or Greater Discharged into a Surface Water**

For any spill in which 50,000 gallons or greater discharged into a surface water, **within 45 calendar days** of the spill end date, the Enrollee shall submit a Spill Technical Report to the online CIWQS Sanitary Sewer System Database. The Spill Technical Report, at minimum, must include the following information:

1. Spill causes and circumstances, including at minimum:
  - Complete and detailed explanation of how and when the spill was discovered;

## STATEWIDE SANITARY SEWER SYSTEMS GENERAL ORDER 2022-0103-DWQ

- Photographs illustrating the spill origin, the extent and reach of the spill, drainage conveyance system entrance and exit, receiving water, and post-cleanup site conditions;
  - Diagram showing the spill failure point, appearance point(s), the spill flow path, and ultimate destinations;
  - Detailed description of the methodology employed, and available data used to calculate the discharge volume and, if applicable, the recovered spill volume;
  - Detailed description of the spill cause(s);
  - Description of the pipe material, and estimated age of the pipe material, at the failure location;
  - Description of the impact of the spill;
  - Copy of original field crew records used to document the spill; and
  - Historical maintenance records for the failure location.
2. Enrollee's response to the spill:
- Chronological narrative description of all actions taken by the Enrollee to terminate the spill;
  - Explanation of how the Sewer System Management Plan Spill Emergency Response Plan was implemented to respond to and mitigate the spill; and
  - Final corrective action(s) completed and a schedule for planned corrective actions, including:
    - Local regulatory enforcement action taken against an illicit discharge in response to this spill, as applicable,
    - Identifiable system modifications, and operation and maintenance program modifications needed to prevent repeated spill occurrences, and
    - Necessary modifications to the Emergency Spill Response Plan to incorporate lessons learned in responding to and mitigating the spill.
3. Water Quality Monitoring, including at minimum:
- Description of all water quality sampling activities conducted;
  - List of pollutant and parameters monitored, sampled and analyzed; as required in section 2.3 (Receiving Water Monitoring) of this Attachment;
  - Laboratory results, including laboratory reports;
  - Detailed location map illustrating all water quality sampling points; and
  - Other regulatory agencies receiving sample results (if applicable).
4. Evaluation of spill impact(s), including a description of short-term and long-term impact(s) to beneficial uses of the surface water.

### 3.1.4. Amended Certified Spill Reports for Individual Category 1 Spills

The Enrollee shall update or add additional information to a Certified Spill Report within **90 calendar days** of the spill end date by amending the report or by adding an attachment to the Spill Report in the online CIWQS Sanitary Sewer System Database. The Enrollee shall certify the amended report.

After **90 calendar days**, the Enrollee shall contact the State Water Board at [SanitarySewer@waterboards.ca.gov](mailto:SanitarySewer@waterboards.ca.gov) to request to amend a Spill Report. The Legally Responsible Official shall submit justification for why the additional information was not reported within the Amended Spill Report due date.

## 3.2. Reporting Requirements for Individual Category 2 Spill Reporting

### 3.2.1. Draft Spill Report for Category 2 Spills

**Within three (3) business days** of the Enrollee's knowledge of a Category 2 spill, the Enrollee shall submit a Draft Spill Report to the online CIWQS Sanitary Sewer System Database.

The Draft Spill Report must, at minimum, include the following items:

1. Contact information: Name and telephone number of Enrollee contact person to respond to spill-specific questions;
2. Spill location name;
3. Date and time the Enrollee was notified of, or self-discovered, the spill;
4. Operator arrival time;
5. Estimated spill start date and time;
6. Date and time the Enrollee notified the California Office of Emergency Services, and the assigned control number;
7. Description, photographs, and GPS coordinates of the system location where the spill originated;

If a single spill event results in multiple appearance points, provide GPS coordinates for the appearance point closest to the failure point and describe each additional appearance point in the spill appearance point explanation field;

8. Estimated total spill volume exiting the system;
9. Description and photographs of the extent of the spill and spill boundaries;
10. Did the spill reach a drainage conveyance system? If Yes:
  - Description of the drainage conveyance system transporting the spill;
  - Photographs of the drainage conveyance system entry location(s);
  - Estimated spill volume fully recovered from the drainage conveyance system;
  - Estimated spill volume remaining within the drainage conveyance system;

- Estimated spill volume discharged to a groundwater infiltration basin or facility, if applicable; and

11. Estimated total spill volume recovered.

### 3.2.2. Certified Spill Report for Category 2 Spills

**Within 15 calendar days** of the spill end date, the Enrollee shall submit a Certified Spill Report for the Category 2 spill, to the online [CIWQS Sanitary Sewer System Database](https://ciwqs.waterboards.ca.gov) (<https://ciwqs.waterboards.ca.gov>). Upon completion of the Certified Spill Report, the online CIWQS Sanitary Sewer System Database will issue a final spill event identification number.

The Certified Spill Report must, at minimum, include the following mandatory information in addition to all information in the Draft Spill Report per section 3.2.1 (Draft Spill Report for Category 2 Spills) above:

1. Description of the spill event destination(s), including GPS coordinates if available, that represent the full spread and reach of the spill;
2. Spill end date and time;
3. Description of how the spill volume estimations were calculated, including at a minimum:
  - The methodology, assumptions and type of data relied upon, such as supervisory control and data acquisition (SCADA) records, flow monitoring or other telemetry information used to estimate the volume of the spill discharged, and the volume of the spill recovered (if any volume of the spill was recovered), and
  - The methodology(ies), assumptions and type of data relied upon for estimations of the spill start time and the spill end time;
4. Spill cause(s) (for example, root intrusion, grease deposition, etc.);
5. System failure location (for example, main, pump station, etc.);
6. Description of the pipe/infrastructure material, and estimated age of the pipe material, at the failure location;
7. Description of the impact of the spill;
8. Whether or not the spill was associated with a storm event;
9. Description of spill response activities including description of immediate spill containment and cleanup efforts;
10. Description of spill corrective action, including steps planned or taken to reduce, eliminate, and prevent reoccurrence of the spill, and a schedule of major milestones for those steps;
11. Spill response completion date;
12. Detailed narrative of investigation and investigation findings of cause of spill;
13. Reasons for an ongoing investigation (as applicable) and the expected date of completion; and

14. Whether or not the spill was located within 1,000 feet of a municipal surface water intake.

### 3.2.3. Amended Certified Spill Reports for Individual Category 2 Spills

The Enrollee shall update or add additional information to a Certified Spill Report within **90 calendar days** of the spill end date by amending the report or by adding an attachment to the Spill Report in the online CIWQS Sanitary Sewer System Database. The Enrollee shall certify the amended report.

After **90 calendar days**, the Enrollee shall contact the State Water Board at [SanitarySewer@waterboards.ca.gov](mailto:SanitarySewer@waterboards.ca.gov) to request to amend a Spill Report. The Legally Responsible Official shall submit justification for why the additional information was not reported within the Amended Spill Report due date.

### 3.3. Monthly Certified Spill Reporting for Category 3 Spills

The Enrollee shall report and certify all Category 3 spills to the online CIWQS Sanitary Sewer System Database within 30 calendar days after the end of the month in which the spills occurred. (For example, all Category 3 spills occurring in the month of February shall be reported and certified by March 30<sup>th</sup>). After the Legally Responsible Official certifies the spills, the online CIWQS Sanitary Sewer System Database will issue a spill event identification number for each spill.

The monthly reporting of all Category 3 spills must include the following items for each spill:

1. Contact information: Name and telephone number of Enrollee contact person to respond to spill-specific questions;
2. Spill location name;
3. Date and time the Enrollee was notified of, or self-discovered, the spill;
4. Operator arrival time;
5. Estimated spill start date and time;
6. Description, photographs, and GPS coordinates where the spill originated:
  - If a single spill event results in multiple appearance points, provide GPS coordinates for the appearance point closest to the failure point and describe each additional appearance point in the spill appearance point explanation field;
7. Estimated total spill volume exiting the system;
8. Description and photographs of the extent of the spill and spill boundaries;
9. Did the spill reach a drainage conveyance system? If Yes:
  - Description of the drainage conveyance system transporting the spill;
  - Photographs of the drainage conveyance system entry locations(s);
  - Estimated spill volume fully recovered from the drainage conveyance system; and

## STATEWIDE SANITARY SEWER SYSTEMS GENERAL ORDER 2022-0103-DWQ

- Estimated spill volume discharged to a groundwater infiltration basis or facility, if applicable.
- 10. Estimated total spill volume recovered;
- 11. Description of the spill event destination(s), including GPS coordinates, if available, that represent the full spread and reaches of the spill;
- 12. Spill end date and time;
- 13. Description of how the spill volume estimations were calculated, including, at minimum:
  - The methodology and type of data relied upon, including supervisory control and data acquisition (SCADA) records, flow monitoring or other telemetry information used to estimate the volume of the spill discharged, and the volume of the spill recovered (if any volume of the spill was recovered), and
  - The methodology and type of data relied upon to estimate the spill start time, on-going spill rate at time of arrival (if applicable), and the spill end time;
- 14. Spill cause(s) (for example, root intrusion, grease deposition, etc.);
- 15. System failure location (for example, main, pump station, etc.);
- 16. Description of the pipe/infrastructure material, and estimated age of the pipe/infrastructure material, at the failure location;
- 17. Description of the impact of the spill;
- 18. Whether or not the spill was associated with a storm event;
- 19. Description of spill response activities including description of immediate spill containment and cleanup efforts;
- 20. Description of spill corrective actions, including steps planned or taken to reduce, eliminate, and prevent reoccurrence of the spill, and a schedule of the major milestones for those steps; including, at minimum:
  - Local regulatory enforcement action taken against an illicit discharge in response to this spill, as applicable, and
  - Identifiable system modifications, and operation and maintenance program modifications needed to prevent repeated spill occurrences at the same spill event location, including:
    - Adjusted schedule/method of preventive maintenance,
    - Planned rehabilitation or replacement of sanitary sewer asset,
    - Inspected, repaired asset(s), or replaced defective asset(s),
    - Capital improvements,
    - Documentation verifying immediately implemented system modifications and operating/maintenance modifications,
    - Description of spill response activities,

## STATEWIDE SANITARY SEWER SYSTEMS GENERAL ORDER 2022-0103-DWQ

- Spill response completion date, and
- Ongoing investigation efforts, and expected completion date of investigation to determine the full cause of spill;

21. Detailed narrative of investigation and investigation findings of cause of spill.

### 3.4. Monthly Certified Spill Reporting for Category 4 Spills

The Enrollee shall report and certify the estimated total spill volume exiting the sanitary sewer system, and the total number of all Category 4 spills to the online CIWQS Sanitary Sewer System Database, within 30 calendar days after the end of the month in which the spills occurred.

### 3.5. Amended Certified Spill Reports for Category 3 Spills

**Within 90 calendar days of the certified Spill Report due date**, the Enrollee may update or add additional information to a certified Spill Report by amending the report or by adding an attachment to the Spill Report in the online CIWQS Sanitary Sewer System Database. The Enrollee shall certify the amended report.

**After 90 calendar days**, the Legally Responsible Official shall contact the State Water Board at [SanitarySewer@waterboards.ca.gov](mailto:SanitarySewer@waterboards.ca.gov) to request to amend a certified Spill Report. The Legally Responsible Official shall submit justification for why the additional information was not reported within the 90-day timeframe for amending the certified Spill Report, as provided above.

### 3.6. Annual Certified Spill Reporting of Category 4 and/or Lateral Spills

For all Category 4 spills and spills from its owned and/or operated laterals that are caused by a failure or blockage in the lateral and that do not discharge to a surface water, the Enrollee shall:

- Maintain records per section 4.4. of this Attachment;  
The Enrollee shall provide records upon request by State Water Board or Regional Water Board staff.
- Annually upload and certify a report, in an appropriate digital format, of all recordkeeping of spills to the online CIWQS Sanitary Sewer System Database, by February 1st after the end of the calendar year in which the spills occurred.

A spill from an Enrollee-owned and/or operated lateral that discharges to a surface water is a Category 1 spill; the Enrollee shall report all Category 1 spills per section 3.1 of Attachment E1 (Notification, Monitoring, Reporting and Recordkeeping Requirements) of this General Order.

### 3.7. Monthly Certification of “No-Spills” or “Category 4 Spills” and/or “Non-Category 1 Lateral Spills”

If either (1) no spills occur during a calendar month or (2) only Category 4, and/or Enrollee-owned and/or operated lateral spills (that do not discharge to a surface water) occur during a calendar month, the Enrollee shall certify, within 30 calendar days after

## STATEWIDE SANITARY SEWER SYSTEMS GENERAL ORDER 2022-0103-DWQ

the end of each calendar month, either a “No-Spill” certification statement, or a “Category 4 Spills” and/or “Non-Category 1 Lateral Spills” certification statement, in the online CIWQS Sanitary Sewer System Database, certifying that there were either no spills, or Category 4 and/or Non-Category 1 Lateral Spills that will be reported annually (per section 3.6 of this Attachment) for the designated month.

If a spill starts in one calendar month and ends in a subsequent calendar month, and the Enrollee has no further spills of any category, in the subsequent calendar month, the Enrollee shall certify “no-spills” for the subsequent calendar month.

If the Enrollee has no spills from its systems during a calendar month, but the Enrollee voluntarily reported a spill from a private lateral or a private system, the Enrollee shall certify “no-spills” for that calendar month.

If the Enrollee has spills from its owned and/or operated laterals during a calendar month, the Enrollee shall not certify “no spills” for that calendar month.

### **3.8. Electronic Sanitary Sewer System Service Area Boundary Map**

The Legally Responsible Official shall submit, to the State Water Board, an up-to-date electronic spatial map of its sewer system service area boundaries. The map must be in accordance with section 5.14 (Electronic Sanitary Sewer System Service Area Boundary Map) of this General Order and the specification provided on the statewide Sanitary Sewer Systems program website. The map must include the location of wastewater treatment facility(ies) that treats the sewer system waste, if in the same sewer service boundary.

By the Effective Date of this General Order, specifications for the electronic sanitary sewer service area boundary map format will be provided on the statewide Sanitary Sewer Systems Order program website.

### **3.9. Annual Report (Previously termed as Collection System Questionnaire in General Order 2006-0003-DWQ)**

A new Enrollee shall complete and submit its first certified Annual Report into the online CIWQS Sanitary Sewer System Database, **within 30 days of obtaining a CIWQS account**; Subsequent Annual Reports are due by April 1 of each year.

All enrollees shall update their previous year’s Annual Report, **by April 1 of each year after the Effective Date of this General Order**, for each calendar year (January 1 through December 31).

The Annual Report must be entered directly into the online CIWQS Sanitary Sewer System Database. The Enrollee’s Legally Responsible Official shall certify the Annual Report as instructed in CIWQS;

The Annual Report must address, and update as applicable, the following items:

- Population served;

## STATEWIDE SANITARY SEWER SYSTEMS GENERAL ORDER 2022-0103-DWQ

- Updated sewer system service area boundary map, if service area boundary has changed from original map submitted per section 5.14 (Electronic Sanitary Sewer System Service Area Boundary Map) of this General Order;
- Number of system operation and maintenance staff:
  - Entry level (less than two years of experience),
  - Journey level (greater than two years of experience),
  - Supervisory level, and
  - Managerial level;
- Number of operation and maintenance staff certified as a certified collection system operator by the California Water Environmental Association (CWEA), with:
  - Corresponding number of certified collection system operator grade levels (Grade I, II, III, IV, and V);
- System information:
  - Miles of system gravity and force mains,
  - Number of upper and lower service laterals connected to system,
  - Estimated number of upper and lower laterals owned and/or operated by the Enrollee,
  - Portion of laterals that is Enrollee's responsibility,
  - Average age the major components of system infrastructure,
  - Number and age of pump stations, and
  - Estimated total miles of the system pipeline not accessible for maintenance;
- Name and location of the treatment plant(s) receiving sanitary sewer system's waste;
- Name of satellite sewer system tributaries;
- Number of system's gravity sewer above or underground crossings of water bodies throughout system;
- Number of force main (pressurized pipe) above or underground crossings of water bodies throughout system;
- Number of siphons used to convey waste throughout the sewer system;
- Miles of sewer system cleaned;
- Miles of sewer system video inspected, or comparable (i.e., video closed-circuit television or alternative inspection methods);
- System Performance Evaluation as specified in section 5.11 (System Performance Analysis) of this General Order;
- Major spill causes (for example, root intrusion, grease deposition);

## STATEWIDE SANITARY SEWER SYSTEMS GENERAL ORDER 2022-0103-DWQ

- System infrastructure failure points (for example, main, pump station, lateral, etc.);
- Ongoing spill investigations; and
- Actions taken to address system deficiencies.

### 3.10. Sewer System Management Plan Audit Reporting Requirements

The Enrollee shall submit its Sewer System Management Plan Audit and other pertinent audit information, in accordance with section 5.4 (Sewer System Management Plan Audits) of this General Order, to the online CIWQS Sanitary Sewer System Database **by six (6) months after the end of the 3-year audit period.**

If a Sewer System Management Plan Audit is not conducted as required: the Enrollee shall:

- Update the online CIWQS Sanitary Sewer System Database and select the justification for not conducting the Audit; and
- Notify its corresponding Regional Water Board (see Attachment F (Regional Water Quality Control Board Contact Information)) of the justification for the lapsed requirements.

The Enrollee's reporting of a justification for not conducting a timely Audit does not justify non-compliance with this General Order. The Enrollee shall:

- Submit the late Audit as required in this General Order; and
- Comply with subsequent Audit requirements and due dates corresponding with the original audit cycle.

### 3.11. Sewer System Management Plan Reporting Requirements

For an Existing Enrollee previously regulated by Order 2006-0003-DWQ: **Within every six (6) years after the required due date of its last Plan Update**, the Legally Responsible Official shall upload and certify a local governing entity-approved Sewer System Management Plan Update to the online CIWQS Sanitary Sewer System Database. If the electronic document format or size capacity prevents the electronic upload of the Plan, the Legally Responsible Official shall report an electronic link to its updated Sewer System Management Plan posted on its own website.

Order 2006-0003-DWQ required each enrollee to develop its initial Sewer System Management Plan per the following schedule, with required Plan updates at a frequency of 5-years thereafter:

Systems serving populations: Greater than 100,000: May 2, 2009

Between 100,000 and 10,000: August 2, 2009

Between 10,000 and 2,500: May 2, 2010

Less than 2,500: August 2, 2010

## STATEWIDE SANITARY SEWER SYSTEMS GENERAL ORDER 2022-0103-DWQ

This Order carries forth the previously-required Plan Update schedule per Order 2006-0003-DWQ. Per the six-year Plan Update frequency required in this Order, the Enrollee shall upload and certify its first Plan Update, to the online CIWQS Sanitary Sewer System Database by the following due dates, with subsequent Plan Updates at the frequency of six years thereafter:

Systems serving populations: Greater than 100,000: May 2, 2025

Between 100,000 and 10,000: August 2, 2025

Between 10,000 and 2,500: May 2, 2026

Less than 2,500: August 2, 2026

For a New Enrollee: **Within twelve (12) months of its Application for Enrollment Approval date**, the Legally Responsible Official of a new Enrollee shall upload and certify a local governing entity-approved Sewer System Management Plan to the online CIWQS Sanitary Sewer System Database. If electronic document format or size capacity prevents the electronic upload of the Plan, the Legally Responsible Official shall report an electronic link to its Sewer System Management Plan posted on its own website. The due date for subsequent 6-year Plan updates, is six (6) years from the submittal due date of the new Enrollee's first Sewer System Management Plan.

### 4. RECORDKEEPING REQUIREMENTS

The Enrollee shall maintain records to document compliance with the provisions of this General Order, and previous General Order 2006-0003-DWQ as applicable, for each sanitary sewer system owned, including any required records generated by an Enrollee's contractor(s).

#### 4.1. Recordkeeping Time Period

The Enrollee shall maintain records of documents required in this Attachment, including records collected for compliance with this General Order, and records collected in accordance with previous General Order 2006-0003-DWQ, for five (5) years.

#### 4.2. Availability of Documents

The Enrollee shall make the records required in this General Order readily available, either electronic or hard copies, for review by Water Board staff during onsite inspections or through an information request.

#### 4.3. Spill Reports

The Enrollee shall maintain records for each of the following spill-related events and activities:

- Spill event complaint, including but not limited to records documenting how the Enrollee responded to notifications of spills. Each complaint record must, at a minimum, include the following information:
  - Date, time, and method of notification,

## STATEWIDE SANITARY SEWER SYSTEMS GENERAL ORDER 2022-0103-DWQ

- Date and time the complainant first noticed the spill, if available,
- Narrative description of the complaint, including any information the caller provided regarding whether the spill has reached surface waters or a drainage conveyance system, if available,
- Complainant's contact information, if available, and
- Final resolution of the complaint;
- Records documenting the steps and/or remedial action(s) undertaken by the Enrollee, using all available information, to comply with this General Order, and previous General Order 2006-0003-DWQ as applicable;
- Records documenting how estimate(s) of volume(s) and, if applicable, volume(s) of spill recovered were calculated;
- All California Office of Emergency Services notification records, as applicable; and
- Records, in accordance with the Monitoring Requirements in this Attachment.

### **4.4. Recordkeeping of Category 4 Spills and Non-Category 1 Lateral Spills**

An Enrollee must maintain the following records for each individual Category 4 spill and for each individual non-Category 1 Enrollee-owned and/or operated lateral spill, and report in accordance to section 3.6 (Annual Certified Spill Reporting of Category 4 and/or Lateral Spills) of this Attachment.

#### **Recordkeeping of Individual Category 4 Spill Information:**

1. Contact information: Name and telephone number of Enrollee contact person to respond to spill-specific questions;
2. Spill location name;
3. Description and GPS coordinates for the system location where the spill originated;
4. Did the spill reach a drainage conveyance system? If Yes:
  - Description of drainage conveyance system location,
  - Estimated spill volume fully recovered within the drainage conveyance system, and
  - Estimated spill volume remaining within the drainage conveyance system;
5. Estimated total spill volume exiting the sanitary sewer system;
6. Spill date and start time;
7. Spill cause(s) (for example, root intrusion, grease deposition, etc.);
8. System failure location (for example, main, pump station, etc.);
9. Description of spill response activities including description of immediate spill containment and cleanup efforts;
10. Description of how the volume estimation was calculated, including, at minimum:

## STATEWIDE SANITARY SEWER SYSTEMS GENERAL ORDER 2022-0103-DWQ

- The methodology and type of data relied upon, including supervisory control and data acquisition (SCADA) records, flow monitoring or other telemetry information used to estimate the volume of the spill discharged, and the volume of the spill recovered (if any volume of the spill was recovered), and
- The methodology and type of data relied upon to estimate the spill start time, on-going spill rate at time of arrival (if applicable), and the spill end time;

11. Description of implemented system modifications and operating/maintenance modifications.

### **Recordkeeping of Individual Lateral Spill Information:**

1. Date and time the Enrollee was notified of, or self-discovered, the spill;
2. Location of individual spill;
3. Estimated individual spill volume;
4. Spill cause(s) (for example, root intrusion, grease deposition, etc.); and
5. Description of how the volume estimations were calculated.

### **Total Annual Spill Information:**

1. Estimated total annual spill volume;
2. Description of spill corrective actions, including at minimum:
  - Local regulatory enforcement action taken against the sewer lateral owner in response to a spill, as applicable, and
  - System operation, maintenance and program modifications implemented to prevent repeated spill occurrences at the same spill location.

## **4.5. Sewer System Telemetry Records**

The Enrollee shall maintain the following sewer system telemetry records if used to document compliance with this General Order, and previous General Order 2006-0003-DWQ as applicable, including spill volume estimates:

- Supervisory control and data acquisition (SCADA) system(s);
- Alarm system(s);
- Flow monitoring device(s) or other instrument(s) used to estimate sewage flow rates, and/or volumes;
- Computerized maintenance management system records; and
- Asset management-related records.

## **4.6. Sewer System Management Plan Implementation Records**

The Enrollee shall maintain records documenting the Enrollee's implementation of its Sewer System Management Plan, including documents supporting its Sewer System Management Plan audits, corrections, modifications, and updates to the Sewer System Management Plan.

**4.7. Audit Records**

The Enrollee shall maintain, at minimum, the following records pertaining to its Sewer System Management Plan audits, and other internal audits:

- Completed audit documents and findings;
- Name and contact information of staff and/or consultants that conducted or involved in the audit; and
- Follow-up actions based on audit findings.

**4.8. Equipment Records**

The Enrollee shall maintain a log of all owned and leased sewer system cleaning, operational, maintenance, construction, and rehabilitation equipment.

**4.9. Work Orders**

The Enrollee shall maintain record of work orders for operations and maintenance projects.

**ATTACHMENT E2 – SUMMARY OF NOTIFICATION, MONITORING AND REPORTING REQUIREMENTS**

This Attachment provides a summary of notification, monitoring and reporting requirements, by spill category, and for Enrollee-owned and/or operated laterals as required in Attachment E1 of this General Order, for quick reference purposes only.

**Table E2-1**

**Spill Category 1: Spills to Surface Waters**

Spill Requirement	Due	Method
Notification	<p><b>Within two (2) hours</b> of the Enrollee’s knowledge of a Category 1 spill of 1,000 gallons or greater, discharging or threatening to discharge to surface waters:</p> <p>Notify the California Office of Emergency Services and obtain a notification control number.</p>	<p>California Office of Emergency Services at: (800) 852-7550  (Section 1 of Attachment E1)</p>
Monitoring	<ul style="list-style-type: none"> <li>• Conduct spill-specific monitoring;</li> <li>• Conduct water quality sampling of the receiving water within <b>18 hours</b> of initial knowledge of spill of 50,000 gallons or greater to surface waters.</li> </ul>	<p>(Section 2 of Attachment E1)</p>
Reporting	<ul style="list-style-type: none"> <li>• Submit Draft Spill Report <b>within three (3) business days</b> of the Enrollee’s knowledge of the spill;</li> <li>• Submit Certified Spill Report <b>within 15 calendar days</b> of the spill end date;</li> <li>• Submit Technical Report <b>within 45 calendar days</b> after the spill end date for a Category 1 spill in which <b>50,000 gallons or greater</b> discharged to surface waters; and</li> <li>• Submit Amended Spill Report <b>within 90 calendar days</b> after the spill end date.</li> </ul>	<p>(Section 3.1 of Attachment E1)</p>

**Table E2-2**

**Spill Category 2: Spills of 1,000 Gallons or Greater That Do Not Discharge to Surface Waters**

<b>Spill Requirements</b>	<b>Due</b>	<b>Method</b>
Notification	<p><b>Within two (2) hours</b> of the Enrollee’s knowledge of a Category 2 spill of 1,000 gallons or greater, discharging or threatening to discharge to waters of the State:</p> <p>Notify California Office of Emergency Services and obtain a notification control number.</p>	<p>California Office of Emergency Services at: (800) 852-7550</p> <p>(Section 1 of Attachment E1)</p>
Monitoring	Conduct spill-specific monitoring.	(Section 2 of Attachment E1)
Reporting	<ul style="list-style-type: none"> <li>• Submit Draft Spill Report <b>within three (3) business days</b> of the Enrollee’s knowledge of the spill;</li> <li>• Submit Certified Spill Report <b>within 15 calendar days</b> of the spill end date; and</li> <li>• Submit Amended Spill Report <b>within 90 calendar days</b> after the spill end date.</li> </ul>	(Section 3.2 of Attachment E1)

**Table E2-3**

**Spill Category 3: Spills of Equal or Greater than 50 Gallons and Less than 1,000 Gallons That Does Not Discharge to Surface Waters**

<b>Spill Requirements</b>	<b>Due</b>	<b>Method</b>
Notification	Not Applicable	Not Applicable
Monitoring	Conduct spill-specific monitoring.	(Section 2 of Attachment E1)
Reporting	<ul style="list-style-type: none"> <li>Submit monthly Certified Spill Report to the online CIWQS Sanitary Sewer System Database within <b>30 calendars days</b> after the end of the month in which the spills occur; and</li> <li>Submit Amended Spill Reports <b>within 90 calendar days</b> after the Certified Spill Report due date.</li> </ul>	(Section 3.3 and 3.5 of Attachment E1)

**Table E2-4**

**Spill Category 4: Spills Less Than 50 Gallons That Do Not Discharge to Surface Waters**

<b>Spill Requirements</b>	<b>Due</b>	<b>Method</b>
Notification	Not Applicable	Not Applicable
Monitoring	Conduct spill-specific monitoring.	(Section 2 of Attachment E1)
Reporting	<ul style="list-style-type: none"> <li>If, during any calendar month, Category 4 spills occur, certify monthly, the estimated total spill volume exiting the sanitary sewer system, and the total number of all Category 4 spills into the online CIWQS Sanitary Sewer System Database, within 30 days after the end of the calendar month in which the spills occurred.</li> <li>Upload and certify a report, in an acceptable digital format, of all Category 4 spills to the online CIWQS Sanitary Sewer System Database, by February 1<sup>st</sup> after the end of the calendar year in which the spills occur.</li> </ul>	(Section 3.4, 3.6, 3.7 and 4.4 of Attachment E1)

**Table E2-5**

**Enrollee Owned and/or Operated Lateral Spills That Do Not Discharge to Surface Waters**

<b>Spill Requirements</b>	<b>Due</b>	<b>Method</b>
Notification	<p><b>Within two (2) hours</b> of the Enrollee’s knowledge of a spill of 1,000 gallons or greater, from an enrollee-owned and/or operated lateral, discharging or threatening to discharge to waters of the State:</p> <p>Notify California Office of Emergency Services and obtain a notification control number.</p> <p>Not applicable to a spill of less than 1,000 gallons.</p>	<p>California Office of Emergency Services at: (800) 852-7550</p> <p>(Section 1 of Attachment E1)</p>
Monitoring	Conduct visual monitoring.	(Section 2 of Attachment E1)
Reporting	<ul style="list-style-type: none"> <li>• Upload and certify a report, in an acceptable digital format, of all lateral spills (that do not discharge to a surface water) to the online CIWQS Sanitary Sewer System Database, by February 1<sup>st</sup> after the end of the calendar year in which the spills occur.</li> <li>• Report a lateral spill of any volume that discharges to a surface water as a Category 1 spill.</li> </ul>	(Sections 3.6, 3.7 and 4.4 of Attachment E1)

**ATTACHMENT F – REGIONAL WATER QUALITY CONTROL BOARD CONTACT INFORMATION**

This Attachment provides a map, list of counties, and contact information to assist the Enrollee in identifying the corresponding Regional Water Quality Control Board office, for all Regional Water Board notification requirements in this General Order.



**Region 1 -- North Coast Regional Water Quality Control Board:**

Del Norte, Glenn, Humboldt, Lake, Marin, Mendocino, Modoc, Siskiyou, Sonoma, and Trinity counties.

RB1SpillReporting@waterboards.ca.gov or (707) 576-2220

**Region 2 -- San Francisco Bay Regional Water Quality Control Board:**

Alameda, Contra Costa, San Francisco, Santa Clara (Northern most part of Morgan Hill), San Mateo, Marin, Sonoma, Napa, Solano counties.

RB2SpillReports@waterboards.ca.gov or (510) 622-2369

**Region 3 -- Central Coast Regional Water Quality Control Board:**

Santa Clara (most of Morgan Hill), San Mateo (Southern portion), Santa Cruz, San Benito, Monterey, Kern (small portions), San Luis Obispo, Santa Barbara, Ventura (Northern portion) counties.

CentralCoast@waterboards.ca.gov or (805) 549-3147

**Region 4 -- Los Angeles Regional Water Quality Control Board:**

Los Angeles, Ventura counties (small portions of Kern and Santa Barbara counties).

rb4-ssswdr@waterboards.ca.gov or (213) 576-6600

STATEWIDE SANITARY SEWER SYSTEMS GENERAL ORDER 2022-0103-DWQ

**Region 5 -- Central Valley Regional Water Quality Control Board:**

**Rancho Cordova (Sacramento) Office:** Colusa, Lake, Sutter, Yuba, Sierra, Nevada, Placer, Yolo, Napa, (North East), Solano (West), Sacramento, El Dorado, Amador, Calaveras, San Joaquin, Contra Costa (East), Stanislaus, Tuolumne counties.

RB5sSpillReporting@waterboards.ca.gov or (916) 464-3291

**Fresno Office:** Fresno, Kern, Kings, Madera, Mariposa, Merced, and Tulare counties, and small portions of San Benito and San Luis Obispo counties.

RB5fSpillReporting@waterboards.ca.gov or (559) 445-5116

**Redding Office:** Butte, Glen, Lassen, Modoc, Plumas, Shasta, Siskiyou, and Tehama counties.

RB5rSpillReporting@waterboards.ca.gov or (530) 224-4845

**Region 6 -- Lahontan Regional Water Quality Control Board:**

**Lake Tahoe Office:** Alpine, Modoc (East), Lassen (East side and Eagle Lake), Sierra, Nevada, Placer, El Dorado counties.

RB6sSpillReporting@waterboards.ca.gov or (530) 542-5400

**Victorville Office:** Mono, Inyo, Kern (East), San Bernardino, Los Angeles (North East corner) counties.

RB6vSpillReporting@waterboards.ca.gov or (760) 241-6583

**Region 7 -- Colorado River Basin Regional Water Quality Control Board:**

Imperial county and portions of San Bernardino, Riverside, San Diego counties.

RB7SpillReporting@waterboards.ca.gov or (760) 346-7491

**Region 8 -- Santa Ana Regional Water Quality Control Board:**

Orange, Riverside, San Bernardino counties.

RB8SpillReporting@waterboards.ca.gov or (951) 782-4130

**Region 9 -- San Diego Regional Water Quality Control Board:**

San Diego county and portions of Orange and Riverside counties.

RB9Spill\_Report@waterboards.ca.gov or (619) 516-1990

**End of Order 2022-0103-DWQ**

# Appendix A3 – Asset Summary Per Collection System

**Los Angeles County Public Works  
Detailed eCAPS Reporting System (DeRS)  
ASSETS BY CUSTODIAN**

DIVISION: 49400 Sewer Maintenance Division - Administration  
CUSTODIAN: PWTAYLOR  
CUSTODIAN NAME: Terry Taylor

TAG NUMBER	FA NUMBER	ASSET DESC	MANUFACTURER	MODEL NUMBER	SR NUMBER	LOC CD	LOC DESC	SLOC	FA TYPE	CUSTODIAN NAME	END USER	ACQ DATE	NET BOOK VALUE
03-423	E0059407	2021 TOYOTA PRIUS PRIME PLUG-IN HYBRID	TOYOTA	PRIUS	JTDKAMFP1M3172057	S400	Sta Fe Springs - 12015 Shoemaker 90670 (SM Ctr Yd)	9421	E	Terry Taylor	CHRISTOPHER PEVA	06/01/2021	17,554.89
06-523	E0033451	TRUCK 2014/FORD F-150 EXTENDED CAB 4X2 PICKUP	FORD	F150	1FTFX1CT3EKF94483	S400	Sta Fe Springs - 12015 Shoemaker 90670 (SM Ctr Yd)	9421	E	Terry Taylor	ALONSO, JUAN	12/12/2014	0.00
06-713	E0065995	2021 FORD F-150 REG CAB PICKUP TRUCK 4X2	FORD	F-150	1FTMF1CB0MKE68033	I603	Irwindale - 2849 S. Myrtle Ave 91701 (SM East Yard)	9424	E	Terry Taylor	JAMES PRYOR	02/24/2022	19,463.42
08-017	E0021670	TRUCK 2011/FORD F-250 REG CAB PICK UP 4X2 W/LIFT GATE	FORD	F250	1FTBF2A66BE881455	S400	Sta Fe Springs - 12015 Shoemaker 90670 (SM Ctr Yd)	9421	E	Terry Taylor	N/A	04/22/2011	0.00
08-031	E0029235	TRUCK 2013/FORD F-250 REG CAB 4X2 PICKUP	FORD	F250	1FTBF2A60EEA16604	S400	Sta Fe Springs - 12015 Shoemaker 90670 (SM Ctr Yd)	9421	E	Terry Taylor	N/A	11/13/2013	0.00
08-989	1063272	TRUCK FORD/06 F-250 XL PICK UP REG CAB	FORD	F-250	1FTNF20526BE00205	S400	Sta Fe Springs - 12015 Shoemaker 90670 (SM Ctr Yd)	9421	E	Terry Taylor	COMMUNITY	11/01/2005	0.00
126C-006	E0048343	2018 FREIGHTLINER CNG CUES HYDRO/JETTER FOAMER CAMERA SYS	FREIGHTLINER	M2112	1FVAC5FT0JHJW6455	I603	Irwindale - 2849 S. Myrtle Ave 91701 (SM East Yard)	9424	E	Terry Taylor	SMD EAST YARD	07/02/2018	75,890.67
126C-007	E0056494	2020 FREIGHTLINER 114SD CNG TRUCK HYDRO/JET/FOAM/CAMERA SYS	FRHT	114SD	1FVAG3FT5LHLU1438	S400	Sta Fe Springs - 12015 Shoemaker 90670 (SM Ctr Yd)	9421	E	Terry Taylor	COMMUNITY	07/13/2020	172,010.09
128-005	E0020667	TRUCK 2011/FORD F-450 CREW CAB XLT SEWER INSP(ORI.TAG#13-464	FORD	F-450	1FD9W4GY9BEA63494	S400	Sta Fe Springs - 12015 Shoemaker 90670 (SM Ctr Yd)	9421	E	Terry Taylor	N/A	12/21/2010	0.00
128-015	E0006908	TRUCK GMC/08 C6500/RODDER 866(ORI.TAG#21-275)	GMC	C6500	1GDJ6C1G18F402209	S400	Sta Fe Springs - 12015 Shoemaker 90670 (SM Ctr Yd)	9421	E	Terry Taylor	COMMUNITY	01/01/2008	0.00
128-018	E0033042	TRUCK2015/FORD F-650 REG CAB MODEL 877 RODDER	FORD	F-650	3FRNF6HPXFV513915	S400	Sta Fe Springs - 12015 Shoemaker 90670 (SM Ctr Yd)	9421	E	Terry Taylor	N/A	10/14/2014	29,489.81
129-006	E0008981	TRUCK FORD/08 F-350 SEWER INSPECTION (ORI.TAG#13-427)	FORD	F-350	1FDWF36Y48EC06990	S400	Sta Fe Springs - 12015 Shoemaker 90670 (SM Ctr Yd)	9421	E	Terry Taylor	JUAN ALONSO	06/01/2008	0.00
129-027	E0071494	2022 FORD F-550 CREW CAB SEWER INSPECTION TRUCK	FORD	F-550	1FD0W5GNINED43788	S400	Sta Fe Springs - 12015 Shoemaker 90670 (SM Ctr Yd)	9421	E	Terry Taylor	ALONSO JUAN G	03/28/2023	76,247.50

**Los Angeles County Public Works  
Detailed eCAPS Reporting System (DeRS)  
ASSETS BY CUSTODIAN**

DIVISION: 49400 Sewer Maintenance Division - Administration  
CUSTODIAN: PWTAYLOR  
CUSTODIAN NAME: Terry Taylor

TAG NUMBER	FA NUMBER	ASSET DESC	MANUFACTURER	MODEL NUMBER	SR NUMBER	LOC CD	LOC DESC	SLOC	FA TYPE	CUSTODIAN NAME	END USER	ACQ DATE	NET BOOK VALUE
129-029	E0071496	2022 FORD F-550 CREW CAB SEWER INSPECTION TRUCK	FORD	F-550	1FD0W5GNXNED43790	S400	Sta Fe Springs - 12015 Shoemaker 90670 (SM Ctr Yd)	9421	E	Terry Taylor	LEAL ISAAC R	03/29/2023	76,273.13
13-308	105879JAX	TRUCK FORD/2001 STAKEBED W/LIFTGATE	FORD	F-450	1FDXF46501ED79854	S400	Sta Fe Springs - 12015 Shoemaker 90670 (SM Ctr Yd)	9421	E	Terry Taylor	GARCIA, MICHAEL	10/01/2001	0.00
13-494	E0027662	VAN 2013/FORD E-450 TV CAMERA SEWER INSPECTION W/1564888,...	FORD	E-450	1FDXE4FS1DDA10496	S400	Sta Fe Springs - 12015 Shoemaker 90670 (SM Ctr Yd)	9421	E	Terry Taylor	N/A	03/26/2013	0.00
13-516	E0037968	TRUCK 2015/FORD F550 REG CAB UTILITY BODY DUMP 4X2	FORD	F550	1FDJF5GY4FEA64252	L851	Los Angeles - 1129 E. 59th St-90001 (SM South Yard)	9422	E	Terry Taylor	COMMUNITY	11/04/2015	5,276.30
13-552	E0050063	TRUCK 2017 FORD F450 ROACH DUSTING W/QUINCY COMPRESSOR	FORD	F450	1FDJF4GY9HEB23518	D602	Downey - 11282 S. Garfield Ave. 90242 (Hollydale Yard)	7418	E	Terry Taylor	ISAAC LEAL	07/30/2018	15,077.77
21-188	1051528	TRUCK CHEV/94	CHEVROLET	CC7H042	1GBM7H1J2R1108893	S400	Sta Fe Springs - 12015 Shoemaker 90670 (SM Ctr Yd)	9421	E	Terry Taylor	GARCIA, MICHAEL	11/01/1994	0.00
21-320	E0041941	TRUCK 2015/FORD F650 SUPER REG MASONARY UTE BODY W/ PW445710				S400	Sta Fe Springs - 12015 Shoemaker 90670 (SM Ctr Yd)	9421	E	Terry Taylor	COMMUNITY	10/27/2016	40,861.08
27C-012	E0042940	TRUCK 2017/FREIGHTLINER 11.45D REG CAB 10 YD DMP BODY CNG	FREIGHTLINER	1145D	1FVHG3D95HHHP9862	S400	Sta Fe Springs - 12015 Shoemaker 90670 (SM Ctr Yd)	9421	E	Terry Taylor	COMMUNITY	03/17/2017	54,308.76
28C-002	E0025630	TRUCK 2012/FREIGHTLINER CNG VACTOR GAP VAX MCL109	FREIGHTLINER	BCM2	1FVHC7DX8CHBR9631	S400	Sta Fe Springs - 12015 Shoemaker 90670 (SM Ctr Yd)	9421	E	Terry Taylor	ISAAC LEAL	07/30/2012	0.00
41-141	E0004225	COMPRESSOR INGERSOLL RAND P18SR	INGERSOLL RAND	P18SR	4FVCABCA17U383298	S400	Sta Fe Springs - 12015 Shoemaker 90670 (SM Ctr Yd)	9421	E	Terry Taylor	COMMUNITY	06/01/2007	0.00
69-102	E0065854	2022 CAT TERPILLAR 420 BACKHOE LOADER W/1565996, PW58062	CAT	420	CAT00420CH8T01887	S400	Sta Fe Springs - 12015 Shoemaker 90670 (SM Ctr Yd)	9421	E	Terry Taylor	LEAL ISAAC R	04/26/2022	111,391.86
69-103	E0065856	2022 CAT TERPILLAR 420 BACKHOE LOADER W/1565997, PW58063	CAT	420	CAT00420PH8T01884	I603	Irwindale - 2849 S. Myrtle Ave 91701 (SM East Yard)	9424	E	Terry Taylor	JAMES PRYOR CREW	04/26/2022	111,391.86
88-730	E0053416	PUMP TRAILER MOUNTED 2019/MSG GODWIN NCL1505 6" S#18647143/03	MGS INC	NCL1505	16MPF0911JD077682	I603	Irwindale - 2849 S. Myrtle Ave 91701 (SM East Yard)	9424	E	Terry Taylor	JOHNNY HOWARD	11/04/2019	69,378.96

**Los Angeles County Public Works  
Detailed eCAPS Reporting System (DeRS)  
ASSETS BY CUSTODIAN**

DIVISION: 49400 Sewer Maintenance Division - Administration  
CUSTODIAN: PWTAYLOR  
CUSTODIAN NAME: Terry Taylor

TAG NUMBER	FA NUMBER	ASSET DESC	MANUFACTURER	MODEL NUMBER	SR NUMBER	LOC CD	LOC DESC	SLOC	FA TYPE	CUSTODIAN NAME	END USER	ACQ DATE	NET BOOK VALUE
88-735	E0062224	2021 GLOBAL PUMP 4GHT WATER PUMP TRAILER MOUNTED	GLOBAL PUMP	4GHTAP/KT4T1SG	1G9BEI417MD419837	S400	Sta Fe Springs - 12015 Shoemaker 90670 (SM Ctr Yd)	9421	E	Terry Taylor	LEAL ISAAC R	11/03/2021	50,187.78
98-114	E0055722	2020 OCTANE FY25 PROPANE FORKLIFT	OCTANE	FY25	219013706	S400	Sta Fe Springs - 12015 Shoemaker 90670 (SM Ctr Yd)	9421	E	Terry Taylor	ISAAC LEAL	06/03/2020	22,857.31
DB4072 01	P0006577	BLOWER SUPER VAC P244C PORT	SUPER VA	P244C	914080	S400	Sta Fe Springs - 12015 Shoemaker 90670 (SM Ctr Yd)	9421	P	Terry Taylor	GARCIA, MICHAEL	08/01/1991	2,197.58
DGP709 01	P0006614	GENERATOR ONAN ELEC PORT 6.5KW	ONAN	PRO600E PORT	GH00550775	S400	Sta Fe Springs - 12015 Shoemaker 90670 (SM Ctr Yd)	9421	P	Terry Taylor	MICHAEL GARCIA	03/01/1992	2,053.25
DMC270 01	P0006643	MIXER CONCRETE WHITEMAN	WHITEMAN		PC23100	S400	Sta Fe Springs - 12015 Shoemaker 90670 (SM Ctr Yd)	9421	P	Terry Taylor	GARCIA, MICHAEL	06/01/1992	2,978.36
DSM067 01	P0006654	STEM CLEANER			41293	S400	Sta Fe Springs - 12015 Shoemaker 90670 (SM Ctr Yd)	9421	P	Terry Taylor	GARCIA, MICHAEL	03/01/1993	3,220.44
I465338 01	P0007166	WELDER LINCOLN			993U192110	S400	Sta Fe Springs - 12015 Shoemaker 90670 (SM Ctr Yd)	9421	P	Terry Taylor	GARCIA, MICHAEL	01/01/1993	2,605.69
I543869 01	P0007736	DYNA HOST TRIPOD SYS F/CONFINED SPACE	PACIFIC SAFETY E	506213	DH0216A	S400	Sta Fe Springs - 12015 Shoemaker 90670 (SM Ctr Yd)	9421	P	Terry Taylor	GARCIA, MICHAEL	04/01/1992	2,085.84
I543880 01	P0007745	DYNA HOST TRIPOD SYS F/CONFINED SPACE	PACIFIC SAFETY E	506213	DH0211A	S400	Sta Fe Springs - 12015 Shoemaker 90670 (SM Ctr Yd)	9421	P	Terry Taylor	GARCIA, MICHAEL	04/01/1992	2,085.84
I543882 01	P0007747	DYNA HOST TRIPOD SYS F/CONFINED SPACE	PACIFIC SAFETY E	506213	DH0215A	S400	Sta Fe Springs - 12015 Shoemaker 90670 (SM Ctr Yd)	9421	P	Terry Taylor	GARCIA, MICHAEL	04/01/1992	2,085.84
I543884 01	P0007748	DYNA HOST TRIPOD SYS F/CONFINED SPACE	PACIFIC SAFETY E	506213	DH0203A	S400	Sta Fe Springs - 12015 Shoemaker 90670 (SM Ctr Yd)	9421	P	Terry Taylor	GARCIA, MICHAEL	04/01/1992	2,085.84
I543903 01	P0007765	DYNA HOST TRIPOD SYS F/CONFINED SPACE	PACIFIC SAFETY E	506213	H0219	S400	Sta Fe Springs - 12015 Shoemaker 90670 (SM Ctr Yd)	9421	P	Terry Taylor	MICHAEL GARCIA	04/01/1992	2,085.84
I547627 01	P0007795	SELF RETRACTABLE LIFELINE			911612 / V11612M	S400	Sta Fe Springs - 12015	9421	P	Terry Taylor	GARCIA, MICHAEL	04/01/1992	2,085.83

**Los Angeles County Public Works  
Detailed eCAPS Reporting System (DeRS)  
ASSETS BY CUSTODIAN**

DIVISION: 49400 Sewer Maintenance Division - Administration  
CUSTODIAN: PWTAYLOR  
CUSTODIAN NAME: Terry Taylor

TAG NUMBER	FA NUMBER	ASSET DESC	MANUFACTURER	MODEL NUMBER	SR NUMBER	LOC CD	LOC DESC	SLOC	FA TYPE	CUSTODIAN NAME	END USER	ACQ DATE	NET BOOK VALUE
I547637 01	P0007799	SELF RETRACTABLE LIFELINE			911613 / V11613M	S400	Shoemaker 90670 (SM Ctr Yd)	9421	P	Terry Taylor	MICHAEL GARCIA	04/01/1992	2,085.84
I562329 01	1051152	SPRAYER DUST		10HGK32	0893D01	S400	Sta Fe Springs - 12015 Shoemaker 90670 (SM Ctr Yd)	9421	E	Terry Taylor	GARCIA, MICHAEL	02/01/1994	0.00
I562494 01	P0007944	WINCH ASSEMBLY CUES W/D13237	CUES		2235	S400	Sta Fe Springs - 12015 Shoemaker 90670 (SM Ctr Yd)	9421	P	Terry Taylor	MICHAEL GARCIA	01/01/1995	4,800.44
I562496 01	105150B	CAMERA RVC II CUES W/D13237	CUES	RVC II	4375	S400	Sta Fe Springs - 12015 Shoemaker 90670 (SM Ctr Yd)	9421	E	Terry Taylor	MICHAEL GARCIA	01/01/1995	0.00
I563893 01	E0002988	SWEEPER TENNANT/06 W/TRL 1563895 01	TENNANT COMPANY	6650 XP	665010862	S400	Sta Fe Springs - 12015 Shoemaker 90670 (SM Ctr Yd)	9421	E	Terry Taylor	COMMUNITY	11/01/2006	0.00
I563895 01	E0002990	TRAILER ZIEMAN/06 11.50 W/1563893 01	ZIEMAN MFG CO.	102-1150-E	1ZCT20E226ZP 27149	S400	Sta Fe Springs - 12015 Shoemaker 90670 (SM Ctr Yd)	9421	E	Terry Taylor	COMMUNITY	11/01/2006	0.00
I564484 01	E0019685	TRAILER 2010 TWAMCO TC040LB-PT BACKHOE TRAILER (TU-207)	TWAMCO	TC040LB-PT	1T9PL3220A1473016	S400	Sta Fe Springs - 12015 Shoemaker 90670 (SM Ctr Yd)	9421	E	Terry Taylor	N/A	08/11/2010	0.00
I564888 01	E0027664	GENERATOR ONAN M#7HGJAD W/13-494 COMPARTMENT	ONAN	7HGJAD	G120363759	S400	Sta Fe Springs - 12015 Shoemaker 90670 (SM Ctr Yd)	9421	E	Terry Taylor	N/A	03/26/2013	0.00
I564889 01	E0027665	CAMERA TRANSPORTER BRASS COMPACT PIPE RANGER W/13-494	CUES	CPR	12101902	S400	Sta Fe Springs - 12015 Shoemaker 90670 (SM Ctr Yd)	9421	E	Terry Taylor	N/A	03/26/2013	0.00
I564890 01	E0027667	CAMERA OZ III COLOR SEWER INSPECTION W/13-494	CUES	MZ300-2D	12110604	S400	Sta Fe Springs - 12015 Shoemaker 90670 (SM Ctr Yd)	9421	E	Terry Taylor	N/A	03/26/2013	0.00
I564891 01	E0027669	LIFT ELECR TIC CAMERA FOR CPR W/13-494	CUES	CPR	12100304	S400	Sta Fe Springs - 12015 Shoemaker 90670 (SM Ctr Yd)	9421	E	Terry Taylor	N/A	03/26/2013	0.00
I564892 01	E0027670	CAMERA TRANSPORTER WTR COMPACT WHEELED W/13-494	CUES	TX361	12110202	S400	Sta Fe Springs - 12015 Shoemaker 90670 (SM Ctr Yd)	9421	E	Terry Taylor	N/A	03/26/2013	0.00

**Los Angeles County Public Works  
Detailed eCAPS Reporting System (DeRS)  
ASSETS BY CUSTODIAN**

DIVISION: 49400 Sewer Maintenance Division - Administration  
CUSTODIAN: PWTAYLOR  
CUSTODIAN NAME: Terry Taylor

TAG NUMBER	FA NUMBER	ASSET DESC	MANUFACTURER	MODEL NUMBER	SR NUMBER	LOC CD	LOC DESC	SLOC	FA TYPE	CUSTODIAN NAME	END USER	ACQ DATE	NET BOOK VALUE
I564893 01	E0027671	CAMERA OZ III COLOR SEWER INSPECTION W/13-494	CUES	MZ300-2D	12110603	S400	Sta Fe Springs - 12015 Shoemaker 90670 (SM Ctr Yd)	9421	E	Terry Taylor	N/A	03/26/2013	0.00
I564895 01	E0027673	COMPUTER K2 SUMMIT PCU W/13-494	SUMMIT	PCU	12101605	S400	Sta Fe Springs - 12015 Shoemaker 90670 (SM Ctr Yd)	9421	E	Terry Taylor	N/A	03/26/2013	0.00
I564896 01	E0027674	COMPUTER K2 SUMMIT CCU W/13-494	SUMMIT	CCU	12110803	S400	Sta Fe Springs - 12015 Shoemaker 90670 (SM Ctr Yd)	9421	E	Terry Taylor	N/A	03/26/2013	0.00
I565362 01	E0043510	CUES MARK 3 VIDEO CABLE REEL 1000 FT. W/ 126C-003	CUES	MARK3	17011303	S400	Sta Fe Springs - 12015 Shoemaker 90670 (SM Ctr Yd)	9421	E	Terry Taylor	N/A	04/24/2017	4,611.39
I565363 01	E0043511	CUES PCU MARK 3/DISPLAY CASE W/126C-003	CUES	MARK3	17020102	S400	Sta Fe Springs - 12015 Shoemaker 90670 (SM Ctr Yd)	9421	E	Terry Taylor	N/A	04/24/2017	4,774.43
I565411 01	E0046450	MESSAGE BOARD TOWABLE 2017 WANCO WVTMM-L (MB-068)	WANCO	WVTMM-L	5F1251017H1004638	S400	Sta Fe Springs - 12015 Shoemaker 90670 (SM Ctr Yd)	9421	E	Terry Taylor	LEAL ISAAC R	03/19/2018	4,030.44
I565438 01	E0046452	MESSAGE BOARD TOWABLE 2017 WANCO WVTMM-L (MB-070)	WANCO	WVTMM-L	5F1251015H1004640	I603	Irwindale - 2849 S. Myrtle Ave 91701 (SM East Yard)	9424	E	Terry Taylor	ISAAC LEAL	03/19/2018	4,030.44
I565501 01	E0048344	CUES TRANSPORTER ASSY. M/C TRACK WTR.III W/126C-006	CUES	WTR.III	17121588	I603	Irwindale - 2849 S. Myrtle Ave 91701 (SM East Yard)	9424	E	Terry Taylor	EAST YARD	07/02/2018	1,760.37
I565502 01	E0048345	CUES CAMERA ASSY. M/C OZ.III W/126C-006	CUES	OZ.III	18032923	I603	Irwindale - 2849 S. Myrtle Ave 91701 (SM East Yard)	9424	E	Terry Taylor	EAST YARD	07/02/2018	3,810.85
I565826 01	E0056495	CUES CAMERA ASSY MC OZ.III W/126C-007	CUES	OZ.III	20032089	S400	Sta Fe Springs - 12015 Shoemaker 90670 (SM Ctr Yd)	9421	E	Terry Taylor	ALONSO JUAN G	07/13/2020	10,710.08
I565827 01	E0056496	CUES MARK 3 SYSTEM W/ 126C-007	CUES	MARK 3	20033164 / 20050698	S400	Sta Fe Springs - 12015 Shoemaker 90670 (SM Ctr Yd)	9421	E	Terry Taylor	ALONSO JUAN G	07/13/2020	28,291.98
I565828 01	E0056497	CUES TRANSPORTER ASSY M/C TRACK WTR.III W/126C-007	CUES	WTR.III	20010804	S400	Sta Fe Springs - 12015 Shoemaker 90670 (SM Ctr Yd)	9421	E	Terry Taylor	ALONSO JUAN G	07/13/2020	6,297.98
I565996 01	E0065855	2021 CATERPILLAR B8 HYDRAULIC HAMMER W/69-102	CAT	B8	HA803899	S400	Sta Fe Springs - 12015 Shoemaker 90670 (SM Ctr Yd)	9421	E	Terry Taylor	JAMES PRYOR	04/26/2022	7,425.52

**Los Angeles County Public Works  
Detailed eCAPS Reporting System (DeRS)  
ASSETS BY CUSTODIAN**

DIVISION: 49400 Sewer Maintenance Division - Administration  
CUSTODIAN: PWTAYLOR  
CUSTODIAN NAME: Terry Taylor

TAG NUMBER	FA NUMBER	ASSET DESC	MANUFACTURER	MODEL NUMBER	SR NUMBER	LOC CD	LOC DESC	SLOC	FA TYPE	CUSTODIAN NAME	END USER	ACQ DATE	NET BOOK VALUE
I565997 01	E0065857	2021 CATERPILLAR B8 HYDRAULIC HAMMER W/69-103	CAT	B8	H4803901	I603	Irwindale - 2849 S. Myrtle Ave 91701 (SM East Yard) (Yd)	9424	E	Terry Taylor	JAMES PRYOR CREW	04/26/2022	7,425.52
I566070 01	E0022436	CUTTER MULTI-PURPOSE LUMBERJACK 300 SERIES	NOZZTEQ	300 SERIES	11685	S400	Sta Fe Springs - 12015 Shoemaker 90670 (SM Ctr) (Yd)	9421	E	Terry Taylor	COMMUNITY	06/28/2011	1,191.26
I566071 01	1054193A	CUTTER ROOT LUMBERJACK	LUMBERJACK			S400	Sta Fe Springs - 12015 Shoemaker 90670 (SM Ctr) (Yd)	9421	E	Terry Taylor	MICHAEL GARCIA	03/01/1999	0.00
I566072 01	E0043514	CUES CAMERA ASSY. M/C OZIII W/126C-003	CUES	OZIII	17011804	S400	Sta Fe Springs - 12015 Shoemaker 90670 (SM Ctr) (Yd)	9421	E	Terry Taylor	N/A	04/24/2017	4,783.24
I566073 01	E0043513	CUES TRANSPORTER ASSY. M/C TRACK WTRIII W/126C-003	CUES	WTRIII	17020601	S400	Sta Fe Springs - 12015 Shoemaker 90670 (SM Ctr) (Yd)	9421	E	Terry Taylor	N/A	04/24/2017	2,209.56
I566263 01	E0077182	3M DBI-SALA ADVANCED 5-PIECE DAVIT HOIST SYSTEM W/WINCH...	3M	DBI-SALA	223998	S400	Sta Fe Springs - 12015 Shoemaker 90670 (SM Ctr) (Yd)	9421	E	Terry Taylor	ISAAC LEAL	05/20/2024	6,565.11
PW15354	P0009674	BREATHG APPARATUS SCOTT SCBA S		TCL3F401	99100115	S400	Sta Fe Springs - 12015 Shoemaker 90670 (SM Ctr) (Yd)	9421	P	Terry Taylor	GARCIA, MICHAEL	03/01/1999	1,145.73
PW15356	P0009676	BREATHG APPARATUS SCOTT SCBA S		TCL3F401	99100118	S400	Sta Fe Springs - 12015 Shoemaker 90670 (SM Ctr) (Yd)	9421	P	Terry Taylor	GARCIA, MICHAEL	03/01/1999	1,145.73
PW20815	P0013305	WELDER MILLER 2 FIFTY TWIN / I225113	MILLER	2 FIFTY TWIN	72-623643	S400	Sta Fe Springs - 12015 Shoemaker 90670 (SM Ctr) (Yd)	9421	P	Terry Taylor	GARCIA, MICHAEL	05/01/2002	1.00
PW20872	P0013354	SEWER CLEANING MACHINE ELECT/HEEL		ELECTRIC EEL	2377A	S400	Sta Fe Springs - 12015 Shoemaker 90670 (SM Ctr) (Yd)	9421	P	Terry Taylor	GARCIA, MICHAEL	06/01/2002	1.00
PW20875	P0013357	DRYER MACHINE MAYTAG	MAYTAG		31395428YY	S400	Sta Fe Springs - 12015 Shoemaker 90670 (SM Ctr) (Yd)	9421	P	Terry Taylor	GARCIA, MICHAEL	05/01/2002	1.00
PW20887	P0013366	SELF RETRACTABLE ROSE MFG GYNVAC	ROSE	DYNVAC	D11615IM	S400	Sta Fe Springs - 12015 Shoemaker 90670 (SM Ctr) (Yd)	9421	P	Terry Taylor	GARCIA, MICHAEL	01/01/2002	1.00

**Los Angeles County Public Works  
Detailed eCAPS Reporting System (DeRS)  
ASSETS BY CUSTODIAN**

DIVISION: 49400 Sewer Maintenance Division - Administration  
CUSTODIAN: PWTAYLOR  
CUSTODIAN NAME: Terry Taylor

TAG NUMBER	FA NUMBER	ASSET DESC	MANUFACTURER	MODEL NUMBER	SR NUMBER	LOC CD	LOC DESC	SLOC	FA TYPE	CUSTODIAN NAME	END USER	ACQ DATE	NET BOOK VALUE
PW21010	P0013463	TRIPOD ( 1547626 )			10941	S400	Sta Fe Springs - 12015 Shoemaker 90670 (SM Ctr Yd)	9421	P	Terry Taylor	GARCIA, MICHAEL	06/01/2002	1.00
PW21011	P0013464	TRIPOD			10966	S400	Sta Fe Springs - 12015 Shoemaker 90670 (SM Ctr Yd)	9421	P	Terry Taylor	GARCIA, MICHAEL	06/01/2002	1.00
PW21012	P0013465	TRIPOD			10984	S400	Sta Fe Springs - 12015 Shoemaker 90670 (SM Ctr Yd)	9421	P	Terry Taylor	GARCIA, MICHAEL	06/01/2002	1.00
PW21013	P0013466	TRIPOD			10970	S400	Sta Fe Springs - 12015 Shoemaker 90670 (SM Ctr Yd)	9421	P	Terry Taylor	GARCIA, MICHAEL	06/01/2002	1.00
PW21014	P0013467	TRIPOD ( 1547624 )			10934	S400	Sta Fe Springs - 12015 Shoemaker 90670 (SM Ctr Yd)	9421	P	Terry Taylor	GARCIA, MICHAEL	06/01/2002	1.00
PW22214	P0014557	SONY MAVICA MVC-FD200	SONY	MAVICA MVC-FD200	382476	S400	Sta Fe Springs - 12015 Shoemaker 90670 (SM Ctr Yd)	9421	P	Terry Taylor	GARCIA, MICHAEL	08/01/2002	540.00
PW23085	P0015409	GENERATOR HONDA 11000 WATT ( GP756 )	HONDA	EB11000	3009939	S400	Sta Fe Springs - 12015 Shoemaker 90670 (SM Ctr Yd)	9421	P	Terry Taylor	GARCIA, MICHAEL	06/16/2003	3,662.00
PW29951	P0029611	MONITOR DELL ULTRASHARP 1908FP	DELL	UL TRASHARP 1908FP	CN0DY8404663375PGDSR	S400	Sta Fe Springs - 12015 Shoemaker 90670 (SM Ctr Yd)	9421	P	Terry Taylor	N/A	09/01/2007	268.86
PW31353	P0031081	MONITOR DELL ULTRASHARP 2208WFP	DELL	UL TRASHARP 2208WFP	CN0R289D71618858ATDS	S400	Sta Fe Springs - 12015 Shoemaker 90670 (SM Ctr Yd)	9421	P	Terry Taylor	LEAL, ISAAC	06/01/2008	289.63
PW32833	P0032621	CANON POWER SHOT A2000IS	CANON	POWER SHOT A2000IS	8826402453	S400	Sta Fe Springs - 12015 Shoemaker 90670 (SM Ctr Yd)	9421	P	Terry Taylor	N/A	09/30/2009	198.24
PW33956	P0034096	DIGITAL CAMERA OLYMPUS STYLUS 7030	OLYMPUS	STYLUS 7030	J5U226371	S400	Sta Fe Springs - 12015 Shoemaker 90670 (SM Ctr Yd)	9421	P	Terry Taylor	MICHAEL GARCIA	09/13/2010	191.13
PW34468	P0034433	MONITOR HP LP2405WG	HP	LP2405WG	CN40390J48	S400	Sta Fe Springs - 12015 Shoemaker 90670 (SM Ctr Yd)	9421	P	Terry Taylor	N/A	11/09/2010	271.08
PW36657	P0038011	HP LA2405X MONITOR	HP	LA2405X	CN42230P3J	S400	Sta Fe Springs - 12015	9421	P	Terry Taylor	GARCIA, MIKE	08/06/2012	225.19

**Los Angeles County Public Works  
Detailed eCAPS Reporting System (DeRS)  
ASSETS BY CUSTODIAN**

DIVISION: 49400 Sewer Maintenance Division - Administration  
CUSTODIAN: PWTAYLOR  
CUSTODIAN NAME: Terry Taylor

TAG NUMBER	FA NUMBER	ASSET DESC	MANUFACTURER	MODEL NUMBER	SR NUMBER	LOC CD	LOC DESC	SLOC	FA TYPE	CUSTODIAN NAME	END USER	ACQ DATE	NET BOOK VALUE
PW36891	P0038303	HP LA2405X MONITOR	HP	LA2405X	CN42330N33	S400	Shoemaker 90670 (SM Ctr Yd) Sta Fe Springs - 12015 Shoemaker 90670 (SM Ctr Yd)	9421	P	Terry Taylor	ALONSO JUAN	01/08/2013	233.19
PW37662	P0035784	MONITOR HP LA2205WG	HP	LA2205WG	3CQ125NSLZ	S400	Sta Fe Springs - 12015 Shoemaker 90670 (SM Ctr Yd)	9421	P	Terry Taylor	OLIVARES, JESSE	09/07/2011	189.23
PW41251	P0039887	TOSHIBA DVD VIDEO RECORDER DR430 RACK MTD W/13-494	TOSHIBA	DR430	C28D64204U6300	S400	Sta Fe Springs - 12015 Shoemaker 90670 (SM Ctr Yd)	9421	P	Terry Taylor	MICHAEL GARCIA	03/26/2013	661.63
PW41253	P0039889	VIEWSONIC VS14565-1M HDMI 19" MONITOR W/13-494	VIEWSONIC	VS14565-1M	T15121800933	S400	Sta Fe Springs - 12015 Shoemaker 90670 (SM Ctr Yd)	9421	P	Terry Taylor	N/A	03/26/2013	715.03
PW41254	P0039890	VIEWSONIC VS14565-1M HDMI 19" MONITOR W/13-494	VIEWSONIC	VS14565-1M	T15121801205	S400	Sta Fe Springs - 12015 Shoemaker 90670 (SM Ctr Yd)	9421	P	Terry Taylor	N/A	03/26/2013	715.03
PW41660	P0039891	PROTOTEK LF 2000 DIGITAL LOCATOR TO USE WITH SONDE W/13-494	PROTOTEK	LF2000	122344	S400	Sta Fe Springs - 12015 Shoemaker 90670 (SM Ctr Yd)	9421	P	Terry Taylor	N/A	03/26/2013	1,956.54
PW42674	P0043646	HP 2405X - 24 INCH	HP	LA2405X	CN4452023Q	S400	Sta Fe Springs - 12015 Shoemaker 90670 (SM Ctr Yd)	9421	P	Terry Taylor	N/A	04/07/2015	250.78
PW44062	P0045115	HARRIS RADIO XG-75	HARRIS	XG-75	A40205005000	S400	Sta Fe Springs - 12015 Shoemaker 90670 (SM Ctr Yd)	9421	P	Terry Taylor	N/A	10/01/2015	2,800.00
PW44063	P0045116	HARRIS RADIO XG-75	HARRIS	XG-75	A40205004FFF	S400	Sta Fe Springs - 12015 Shoemaker 90670 (SM Ctr Yd)	9421	P	Terry Taylor	N/A	10/01/2015	2,800.00
PW44064	P0045117	HARRIS RADIO XG-75	HARRIS	XG-75	A4020500503F	S400	Sta Fe Springs - 12015 Shoemaker 90670 (SM Ctr Yd)	9421	P	Terry Taylor	N/A	10/01/2015	2,800.00
PW44065	P0045118	HARRIS RADIO XG-75	HARRIS	XG-75	A40205004F70	S400	Sta Fe Springs - 12015 Shoemaker 90670 (SM Ctr Yd)	9421	P	Terry Taylor	N/A	10/01/2015	2,800.00
PW45710	P0047151	HAMMER INGERSOLL RAND MX90-STD 14W0830 W/21-320	INGERSOLL RAND	MX90-STD	14W0830	S400	Sta Fe Springs - 12015 Shoemaker 90670 (SM Ctr Yd)	9421	P	Terry Taylor	N/A	10/27/2016	2,071.00

**Los Angeles County Public Works  
Detailed eCAPS Reporting System (DeRS)  
ASSETS BY CUSTODIAN**

DIVISION: 49400 Sewer Maintenance Division - Administration  
CUSTODIAN: PWTAYLOR  
CUSTODIAN NAME: Terry Taylor

TAG NUMBER	FA NUMBER	ASSET DESC	MANUFACTURER	MODEL NUMBER	SR NUMBER	LOC CD	LOC DESC	SLOC	FA TYPE	CUSTODIAN NAME	END USER	ACQ DATE	NET BOOK VALUE
PW46178	P0048295	VIEWSONIC VG2439SMH - 24 INCH	VIEWSONIC	VG2439SMH	UBX170141251	S400	Sta Fe Springs - 12015 Shoemaker 90670 (SM Ctr Yd)	9421	P	Terry Taylor	JESSE OLIVARES	03/15/2017	174.50
PW47119	P0049367	VIEWSONIC VG2439SMH - 24 INCH	VIEWSONIC	VG2439SMH	UBX172540676	S400	Sta Fe Springs - 12015 Shoemaker 90670 (SM Ctr Yd)	9421	P	Terry Taylor	JUAN G ALONSO	08/17/2017	175.30
PW48494	P0050543	DELL P2417H - 24 INCH	DELL	P2417H	8SRVVM2	S400	Sta Fe Springs - 12015 Shoemaker 90670 (SM Ctr Yd)	9421	P	Terry Taylor	COMMUNITY	05/15/2018	162.18
PW52919	P0053115	OPTIPLEX 7060 PERF DESKTOP	DELL	OPTIPLEX 7060 PERF DESKTO	2PJ93W2	S400	Sta Fe Springs - 12015 Shoemaker 90670 (SM Ctr Yd)	9421	P	Terry Taylor	COMMUNITY	04/23/2019	886.82
PW53204	P0053254	OPTIPLEX 7060 PERF DESKTOP	DELL	OPTIPLEX 7060 PERF DESKTO	JF1D3W2	I603	Irwindale - 2849 S. Myrtle Ave 91701 (SM East Yard)	9424	P	Terry Taylor	N/A	04/29/2019	886.82
PW53355	P0053563	OPTIPLEX 7060 PERF DESKTOP	DELL	OPTIPLEX 7060	29D67X2	S400	Sta Fe Springs - 12015 Shoemaker 90670 (SM Ctr Yd)	9421	P	Terry Taylor	TAYLOR, TERRY	05/30/2019	886.82
PW53396	P0053604	OPTIPLEX 7060 PERF DESKTOP	DELL	OPTIPLEX 7060	29G47X2	S400	Sta Fe Springs - 12015 Shoemaker 90670 (SM Ctr Yd)	9421	P	Terry Taylor	GUJARDO, GABRIEL	05/30/2019	886.82
PW53977	P0054076	DELL P2419H - 24 INCH	DELL	P2419H	HP3H5X2	S400	Sta Fe Springs - 12015 Shoemaker 90670 (SM Ctr Yd)	9421	P	Terry Taylor	SUSAN CARMONA	07/23/2019	168.18
PW54147	P0054355	OPTIPLEX 7060 PERF DESKTOP	DELL	OPTIPLEX 7060	GG8Y3Y2	S400	Sta Fe Springs - 12015 Shoemaker 90670 (SM Ctr Yd)	9421	P	Terry Taylor	LEAL, ISAAC	07/30/2019	886.82
PW54287	P0054633	DELL P2419H - 24 INCH	DELL	P2419H	JM781Y2	S400	Sta Fe Springs - 12015 Shoemaker 90670 (SM Ctr Yd)	9421	P	Terry Taylor	ISAAC R LEAL	09/16/2019	168.18
PW54488	P0054845	DELL P2419H - 24 INCH	DELL	P2419H	9FNW6X2	S400	Sta Fe Springs - 12015 Shoemaker 90670 (SM Ctr Yd)	9421	P	Terry Taylor	N/A	09/30/2019	168.18
PW54601	P0054913	DELL P2419H - 24 INCH	DELL	P2419H	BY8T2Y2	S400	Sta Fe Springs - 12015 Shoemaker 90670 (SM Ctr Yd)	9421	P	Terry Taylor	SUSAN CARMONA	10/17/2019	168.18

**Los Angeles County Public Works  
Detailed eCAPS Reporting System (DeRS)  
ASSETS BY CUSTODIAN**

DIVISION: 49400 Sewer Maintenance Division - Administration  
CUSTODIAN: PWTAYLOR  
CUSTODIAN NAME: Terry Taylor

TAG NUMBER	FA NUMBER	ASSET DESC	MANUFACTURER	MODEL NUMBER	SR NUMBER	LOC CD	LOC DESC	SLOC	FA TYPE	CUSTODIAN NAME	END USER	ACQ DATE	NET BOOK VALUE
PW55082	P0055443	DELL LATITUDE 5500 - BUSINESS	DELL	5500	D2JS2R2	S400	Sta Fe Springs - 12015 Shoemaker 90670 (SM Ctr Yd)	9421	P	Terry Taylor	N/A	01/08/2020	1,119.62
PW55083	P0055444	DELL LATITUDE 5500 - BUSINESS	DELL	5500	IZHS2R2	S400	Sta Fe Springs - 12015 Shoemaker 90670 (SM Ctr Yd)	9421	P	Terry Taylor	N/A	01/08/2020	1,170.61
PW55605	P0056484	DELL OPTIPLEX 7070+PERFORMANCE	DELL	OPTIPLEX 7070	G1FD33	S400	Sta Fe Springs - 12015 Shoemaker 90670 (SM Ctr Yd)	9421	P	Terry Taylor	COMMUNITY	04/20/2020	926.92
PW55606	P0056485	DELL OPTIPLEX 7070+PERFORMANCE	DELL	OPTIPLEX 7070	G1DWD33	S400	Sta Fe Springs - 12015 Shoemaker 90670 (SM Ctr Yd)	9421	P	Terry Taylor	COMMUNITY	04/20/2020	926.92
PW55607	P0056486	DELL OPTIPLEX 7070+PERFORMANCE	DELL	OPTIPLEX 7070	G1DYD33	S400	Sta Fe Springs - 12015 Shoemaker 90670 (SM Ctr Yd)	9421	P	Terry Taylor	COMMUNITY	04/20/2020	926.93
PW55656	P0055989	DELL P2419H - 24 INCH	DELL	P2419H	GXGFL03	S400	Sta Fe Springs - 12015 Shoemaker 90670 (SM Ctr Yd)	9421	P	Terry Taylor	COMMUNITY	04/29/2020	169.15
PW55657	P0055990	DELL P2419H - 24 INCH	DELL	P2419H	5QHFL03	S400	Sta Fe Springs - 12015 Shoemaker 90670 (SM Ctr Yd)	9421	P	Terry Taylor	COMMUNITY	04/29/2020	169.15
PW55658	P0055991	DELL P2419H - 24 INCH	DELL	P2419H	97HFL03	S400	Sta Fe Springs - 12015 Shoemaker 90670 (SM Ctr Yd)	9421	P	Terry Taylor	COMMUNITY	04/29/2020	169.15
PW55699	P0056493	APPLE IPHONE XR 64GB BLACK	APPLE	IPHONE XR	DX4CK6SBKXKN	S400	Sta Fe Springs - 12015 Shoemaker 90670 (SM Ctr Yd)	9421	P	Terry Taylor	PONCE, GABRIEL	05/06/2020	106.99
PW55797	P0055768	DELL OPTIPLEX 7070+PERFORMANCE	DELL	OPTIPLEX 7070	3LDLF33	S400	Sta Fe Springs - 12015 Shoemaker 90670 (SM Ctr Yd)	9421	P	Terry Taylor	DE SANTIAGO, DESTINY	04/29/2020	926.92
PW55686	P0057546	APPLE MQD22LL/A - 4K TV	APPLE	TV 4K	DY5F4RL4J1WF	S400	Sta Fe Springs - 12015 Shoemaker 90670 (SM Ctr Yd)	9421	P	Terry Taylor	N/A	03/25/2021	219.40
PW55693	P0056769	DELL OPTIPLEX 7080 PERFORMANCE	DELL	OPTIPLEX 7080	738JZB3	S400	Sta Fe Springs - 12015 Shoemaker 90670 (SM Ctr Yd)	9421	P	Terry Taylor	GEORGE L MODLIN	03/18/2021	933.28
PW57013	P0057567	DELL OPTIPLEX 7080 PERFORMANCE	DELL	OPTIPLEX 7080	FMB9ZB3	S400	Sta Fe Springs - 12015	9421	P	Terry Taylor	N/A	03/24/2021	951.05

**Los Angeles County Public Works  
Detailed eCAPS Reporting System (DeRS)  
ASSETS BY CUSTODIAN**

DIVISION: 49400 Sewer Maintenance Division - Administration  
CUSTODIAN: PWTAYLOR  
CUSTODIAN NAME: Terry Taylor

TAG NUMBER	FA NUMBER	ASSET DESC	MANUFACTURER	MODEL NUMBER	SR NUMBER	LOC CD	LOC DESC	SLOC	FA TYPE	CUSTODIAN NAME	END USER	ACQ DATE	NET BOOK VALUE
PW57136	P0056907	DELL OPTIPILEX 7080 PERFORMANCE	DELL	OPTIPILEX 7080	BCK70C3	S400	Shoemaker 90670 (SM Ctr Yd)	9421	P	Terry Taylor	JESSE OLIVARES	04/16/2021	933.28
PW57289	P0058825	VIEWSONIC IIP5550 - 55IN DISPLAY	VIEWSONIC	IIP5550	WA9210300201	S400	Sta Fe Springs - 12015 Shoemaker 90670 (SM Ctr Yd)	9421	P	Terry Taylor	N/A	04/21/2021	1,820.30
PW57791	P0059039	APPLE IPHONE XR 64GB BLACK	APPLE	IPHONE XR	DX3G3759KXKN	S400	Sta Fe Springs - 12015 Shoemaker 90670 (SM Ctr Yd)	9421	P	Terry Taylor	SANDERS, LEO	08/25/2021	101.24
PW58062	P0058784	CATERPILLAR BUCKET GP HOE 24' W/69-102	CAT	GP HOE	CMZ10800293	S400	Sta Fe Springs - 12015 Shoemaker 90670 (SM Ctr Yd)	9421	P	Terry Taylor	LEAL ISAAC R	04/26/2022	2,035.21
PW58658	P0058334	DELL OPTIPILEX 7090 PERFORMANCE	DELL	OPTIPILEX 7090	GT75LM3	S400	Sta Fe Springs - 12015 Shoemaker 90670 (SM Ctr Yd)	9421	P	Terry Taylor	LEAL, ISAAC	03/11/2022	982.28
PW58795	P0058477	DELL PRECISION 7760 17" LAPTOP PERFORMANCE	DELL	PRECISION 7760	7ZM03M3	S400	Sta Fe Springs - 12015 Shoemaker 90670 (SM Ctr Yd)	9421	P	Terry Taylor	COPADO, MARIANO	02/24/2022	2,175.90
PW58893	P0058865	SAMSUNG UN43TU7000F - 43 INCH	SAMSUNG	UN43TU7000F 43 INCH	09LJ3CERC01681	S400	Sta Fe Springs - 12015 Shoemaker 90670 (SM Ctr Yd)	9421	P	Terry Taylor	COMMUNITY	03/22/2022	441.49
PW58966	P0059460	MICROSOFT SURFACE LAPTOP 4 - 15 INCH PERFORMANCE	MICROSOFT	SURFACE LAPTOP 4	025603521457	S400	Sta Fe Springs - 12015 Shoemaker 90670 (SM Ctr Yd)	9421	P	Terry Taylor	ANTHONY J VALLES	04/27/2022	1,723.91
PW59182	P0060051	DELL OPTIPILEX 7000 PERFORMANCE	DELL	OPTIPILEX 7000	7MDG9R3	S400	Sta Fe Springs - 12015 Shoemaker 90670 (SM Ctr Yd)	9421	P	Terry Taylor	COMMUNITY	08/12/2022	983.38
PW59698	P0061051	DELL P2722H - 27INCH	DELL	P2722H	732T1M3	S400	Sta Fe Springs - 12015 Shoemaker 90670 (SM Ctr Yd)	9421	P	Terry Taylor	N/A	11/08/2022	306.44
PW59929	P0062235	APPLE IPHONE 11 64GB WHITE	APPLE	IPHONE 11	FFWJ52FAN72K	S400	Sta Fe Springs - 12015 Shoemaker 90670 (SM Ctr Yd)	9421	P	Terry Taylor	COPADO, MARIANO	12/01/2022	101.24
PW60080	P0061900	APPLE IPHONE 12 5G 64GB BLACK	APPLE	IPHONE 12	H53JR9320DXP	S400	Sta Fe Springs - 12015 Shoemaker 90670 (SM Ctr Yd)	9421	P	Terry Taylor	GILES, DJANE	01/11/2023	91.49

**Los Angeles County Public Works  
Detailed eCAPS Reporting System (DeRS)  
ASSETS BY CUSTODIAN**

DIVISION: 49400 Sewer Maintenance Division - Administration  
CUSTODIAN: PWTAYLOR  
CUSTODIAN NAME: Terry Taylor

TAG NUMBER	FA NUMBER	ASSET DESC	MANUFACTURER	MODEL NUMBER	SR NUMBER	LOC CD	LOC DESC	SLOC	FA TYPE	CUSTODIAN NAME	END USER	ACQ DATE	NET BOOK VALUE
PW61191	P0061085	DELL OPTIPILEX 7000 PERFORMANCE	DELL	OPTIPILEX 7000	JHMF1V3	S400	Sta Fe Springs - 12015 Shoemaker 90670 (SM Ctr Yd)	9421	P	Terry Taylor	LEAL, ISAAC	01/26/2023	1,271.29
PW61211	P0061940	APPLE IPHONE 12 5G 64GB BLACK	APPLE	IPHONE 12	HT2JVGXF0DXP	S400	Sta Fe Springs - 12015 Shoemaker 90670 (SM Ctr Yd)	9421	P	Terry Taylor	CAPRA, GIULIANO	01/19/2023	91.49
PW62770	P0063822	DELL LATITUDE 5540 - PERFORMANCE	DELL	LATITUDE 5540	5DDNKY3	S400	Sta Fe Springs - 12015 Shoemaker 90670 (SM Ctr Yd)	9421	P	Terry Taylor	N/A	12/08/2023	1,913.51

<b>Summary</b>												
<b>TOTAL FOR CUSTODIAN: PWTAYLOR</b>											<b>1,133,282.35</b>	<b>TOTAL RECORD COUNT: 141</b>

**Los Angeles County Public Works  
Detailed eCAPS Reporting System (DeRS)  
ASSETS BY CUSTODIAN**

DIVISION: 49400 Sewer Maintenance Division - Administration  
CUSTODIAN: PWJVVIVES  
CUSTODIAN NAME: Jim Vives

TAG NUMBER	FA NUMBER	ASSET DESC	MANUFACTURER	MODEL NUMBER	SR NUMBER	LOC CD	LOC DESC	SLOC	FA TYPE	CUSTODIAN NAME	END USER	ACQ DATE	NET BOOK VALUE
03-376	E0049866	2019 TOYOTA PRIUS PRIME PLUG IN HYBRID	TOYOTA	PRIUS	JTDKARPP8K3105093	1603	Irwindale - 2849 S. Myrtle Ave 91701 (SM East Yard)	9424	E	Jim Vives	PRYOR, JAMES	03/06/2019	13,843.10
06-396	E0026153	TRUCK 2012/FORD F-150 EXT CAB PICKUP 4X2	FORD	F-150	1FTEX1CM9CFB87178	1603	Irwindale - 2849 S. Myrtle Ave 91701 (SM East Yard)	9424	E	Jim Vives	ARELLANO, FRANK	10/17/2012	0.00
06-592	E0045703	2018 GMC SIERRA PICKUP TRUCK EXT CAB 4X2	GMC	SIERRA	1GTR1LEH4JZ199880	1603	Irwindale - 2849 S. Myrtle Ave 91701 (SM East Yard)	9424	E	Jim Vives	JIM A VIVES	01/30/2018	3,436.12
08-030	E0029234	TRUCK 2014/FORD F-250 REG CAB 4X2 PICKUP	FORD	F250	1FTBF2A67EEA16602	1603	Irwindale - 2849 S. Myrtle Ave 91701 (SM East Yard)	9424	E	Jim Vives	JIM VIVES	11/13/2013	0.00
08-084	E0045737	TRUCK 2017 FORD F350 EXT CAB PICKUP 4X2	FORD	F350	1FT8X3A69HEE34402	1603	Irwindale - 2849 S. Myrtle Ave 91701 (SM East Yard)	9424	E	Jim Vives	GARCIA, JESUS	01/29/2018	4,371.47
09-388	E0019896	TRUCK 2011/FORD F-350 REG CAB 4X2 W/40" SERVICE BODY	FORD	F-350	1FDBF3A67BEA30961	1603	Irwindale - 2849 S. Myrtle Ave 91701 (SM East Yard)	9424	E	Jim Vives	VIVES, JIM	10/04/2010	0.00
09-389	E0019897	TRUCK 2011/FORD F-350 REG CAB 4X2 W/40" SERVICE BODY	FORD	F-350	1FDBF3A61BEA30962	1603	Irwindale - 2849 S. Myrtle Ave 91701 (SM East Yard)	9424	E	Jim Vives	ARELLANO, FRANK	10/04/2010	0.00
126C-002	E0025805	TRUCK2012/FREIGHTLINER M2112 REG CAB CNG (ORI.TAG #Z1C-008)	FREIGHTLINER	BUSINESS CLASS M2	1FVAC5DX8CHBS0285	1603	Irwindale - 2849 S. Myrtle Ave 91701 (SM East Yard)	9424	E	Jim Vives	VIVES, JIM	07/12/2012	0.00
126C-008	E0067362	2022 TRUCK CUES HYDRO/JETTER W/FOAMER & CAMERA SYSTEM CNG	FREIGHTLINER	114SD	1FVAG3FT8PHNF1923	1603	Irwindale - 2849 S. Myrtle Ave 91701 (SM East Yard)	9424	E	Jim Vives	JAMES PRYOR	10/02/2022	351,542.59
128-017	E0029635	TRUCK 2013/FORD F-650 W/MODEL 877 RODDER(ORI.TAG#21-316)	FORD	F650	3FRNF6HP3DV023765	1603	Irwindale - 2849 S. Myrtle Ave 91701 (SM East Yard)	9424	E	Jim Vives	ARELLANO, FRANK	02/05/2014	17,006.82
128-020	E0041914	TRUCK RODDER 2016/FORD F650 REG CAB	FORD			1603	Irwindale - 2849 S. Myrtle Ave 91701 (SM East Yard)	9424	E	Jim Vives	ARELLANO, FRANK	10/11/2016	40,707.07
129-014	E0049601	TRUCK 2016 FORD F450 QUAD CAB 4X2 INSPECTION	FORD	F450	1FD0W4G92GEB43252	1603	Irwindale - 2849 S. Myrtle Ave 91701 (SM East Yard)	9424	E	Jim Vives	VIVES, JIM	04/18/2018	20,930.84
129-015	E0053196	2019 FORD F450 TRUCK CREW CAB UTILITY BODY SEWER INSPECT	FORD	F450	1FD0W4G98KEC51707	1603	Irwindale - 2849 S. Myrtle Ave 91701 (SM East Yard)	9424	E	Jim Vives	VIVES, JIM	07/16/2019	41,149.29
129-016	E0053195	2019 FORD F450 TRUCK CREW CAB UTILITY BODY SEWER INSPECT	FORD	F450	1FD0W4G9YXKEC51708	1603	Irwindale - 2849 S. Myrtle Ave 91701 (SM East Yard)	9424	E	Jim Vives	ARELLANO, FRANK	07/16/2019	41,149.29
129-021	E0070885	2022 FORD F-550 CREW CAB SEWER INSPECTION TRUCK	FORD	F-550	1FD0W5GN8NEC93147	1603	Irwindale - 2849 S. Myrtle Ave 91701 (SM East Yard)	9424	E	Jim Vives	JAMES PRYOR	12/30/2022	73,992.87
13-309	1058791BX	TRUCK FORD/2001 STAKEBED W/A IFTGATE	FORD	F-450	1FDXF46S21ED79855	1603	Irwindale - 2849 S. Myrtle Ave 91701 (SM East Yard)	9424	E	Jim Vives	GARCIA, JESUS	10/01/2001	0.00
13-397	E0005085	TRUCK GMC/07 C5500 UTIL/DMP W/A-BOARD	GMC	C5500	1GDE5C1G87F416739	1603	Irwindale - 2849 S. Myrtle Ave 91701 (SM East Yard)	9424	E	Jim Vives	GARCIA, JESUS	08/01/2007	0.00

**Los Angeles County Public Works  
Detailed eCAPS Reporting System (DeRS)  
ASSETS BY CUSTODIAN**

DIVISION: 49400 Sewer Maintenance Division - Administration  
CUSTODIAN: PWJVVIVES  
CUSTODIAN NAME: Jim Vives

TAG NUMBER	FA NUMBER	ASSET DESC	MANUFACTURER	MODEL NUMBER	SR NUMBER	LOC CD	LOC DESC	SLOC	FA TYPE	CUSTODIAN NAME	END USER	ACQ DATE	NET BOOK VALUE
13-443	E0012131	TRUCK FORD/06, MASONRY W/1564227 & 2 ATTACHMENTS	FORD	F-550	1FDAF56Y16EC61299	1603	Irwindale - 2849 S. Myrtle Ave 91701 (SM East Yard)	9424	E	Jim Vives	VIVES, JIM	02/26/2009	0.00
13-458	E0019903	TRUCK 2011/FORD F-550 XLT REG CAB FLA TBED W/LIFTGATE	FORD	F-550	1FDUF5GY2BEA59674	1603	Irwindale - 2849 S. Myrtle Ave 91701 (SM East Yard)	9424	E	Jim Vives	GARCIA, JESUS	10/05/2010	0.00
13-499	E0030244	VAN STEP 2014/FORD E-450 SEWER TV CAMERA W/1564983,1564984...	FORD	E-450	1FDXE4F5IEDA11665	1603	Irwindale - 2849 S. Myrtle Ave 91701 (SM East Yard)	9424	E	Jim Vives	VIVES, JIM	04/16/2014	0.00
21C-010	E0027575	TRUCK 2012/INTL 7300 REG CAB CONSTRUCTION SERVICE BODY 4X2..	INTERNATIONAL	7300	1HTZSDRXC451259	1603	Irwindale - 2849 S. Myrtle Ave 91701 (SM East Yard)	9424	E	Jim Vives	ARELLANO, FRANK	04/10/2013	0.00
27C-062	E0079994	2024 FREIGHTLINER 114SD DUMP TRUCK (CNG)	FREIGHTLINER	114SD	1FVHG3FW0RHUW0807	1603	Irwindale - 2849 S. Myrtle Ave 91701 (SM East Yard)	9424	E	Jim Vives	JIM VIVES	01/08/2025	378,150.75
28C-005	E0028810	TRUCK 2013/FREIGHTLINER 114SD CNG GAP VAX MC1109	FREIGHTLINER	114SD	1FVHG3DX5DHF62395	1603	Irwindale - 2849 S. Myrtle Ave 91701 (SM East Yard)	9424	E	Jim Vives	VIVES, JIM	08/22/2013	0.00
28C-010	E0038729	TRUCK TRACTOR 2016/FREIGHTLINER CASCADIA 113C REG CAB CNG	FREIGHTLINER	CASCADIA 113C	1FUJGBD98GLHP4585	1603	Irwindale - 2849 S. Myrtle Ave 91701 (SM East Yard)	9424	E	Jim Vives	VIVES, JIM	03/21/2016	53,443.23
41-151	E0022182	COMPRESSOR TRAILER MTD 2011/DOOSAN INGERSOLL RAND P185 WJD	DOOSAN INTERNATIONAL USA	P185WJD	4FVCABDA9BU422940	1603	Irwindale - 2849 S. Myrtle Ave 91701 (SM East Yard)	9424	E	Jim Vives	GARCIA, JESUS	06/09/2011	1,833.54
98-118	E0061564	2021 CATERPILLAR GP33N5 FORKLIFT PROPANE	CATERPILLAR	GP33N5	AT13G51145	1603	Irwindale - 2849 S. Myrtle Ave 91701 (SM East Yard)	9424	E	Jim Vives	GARCIA JESUS R	07/09/2021	31,171.20
DBW070 01	P0006575	BLOWER SUPER VAC P244C PORT	SUPER VA	P244C	914021	1603	Irwindale - 2849 S. Myrtle Ave 91701 (SM East Yard)	9424	P	Jim Vives	GARCIA, JESUS	08/01/1991	2,197.58
DTU986 01	1054104	TRAILER 97 ZIEMAN / 5TH WHEEL	ZIEMAN	2715	1ZCE35A25VZP19490	1603	Irwindale - 2849 S. Myrtle Ave 91701 (SM East Yard)	9424	E	Jim Vives	GARCIA, JESUS	10/01/1997	0.00
DTW310 01	1056594	VAC PRESS TANK THOMPSON TRLRIMTD TW-310	THOMPSON TANK	WTN-120-8000	1T9TA382111405369	1603	Irwindale - 2849 S. Myrtle Ave 91701 (SM East Yard)	9424	E	Jim Vives	VIVES, JIM	03/01/2001	0.00
1378228 01	P0006833	JACK-HEIN/WERNER TON			M-X10-10	1603	Irwindale - 2849 S. Myrtle Ave 91701 (SM East Yard)	9424	P	Jim Vives	BRADFORD, PAUL	05/01/1983	1,062.66
1430055 01	P0006993	CONC SAW-TARGET PACII 805			84926	1603	Irwindale - 2849 S. Myrtle Ave 91701 (SM East Yard)	9424	P	Jim Vives	BRADFORD, PAUL	01/01/1985	1,148.20
1543876 01	P0007741	SELF RETRACTABEL LIFELINE			911652	1603	Irwindale - 2849 S. Myrtle Ave 91701 (SM East Yard)	9424	P	Jim Vives	BRADFORD, PAUL	04/01/1992	2,085.84
1562246 01	1051143	SHORING BOX TRENCH & PANELS	STRUTS			1603	Irwindale - 2849 S. Myrtle Ave 91701 (SM East Yard)	9424	E	Jim Vives	BRADFORD, PAUL	01/01/1994	0.00
1562330 01	P0007911	WINCH ASSEMBLY REMOTE POWER WN		W/1000	2221	1603	Irwindale - 2849 S. Myrtle Ave 91701 (SM East Yard)	9424	P	Jim Vives	BRADFORD, PAUL	02/01/1994	4,735.94

**Los Angeles County Public Works  
Detailed eCAPS Reporting System (DeRS)  
ASSETS BY CUSTODIAN**

DIVISION: 49400 Sewer Maintenance Division - Administration  
CUSTODIAN: PWJVVIVES  
CUSTODIAN NAME: Jim Vives

TAG NUMBER	FA NUMBER	ASSET DESC	MANUFACTURER	MODEL NUMBER	SR NUMBER	LOC CD	LOC DESC	SLOC	FA TYPE	CUSTODIAN NAME	END USER	ACQ DATE	NET BOOK VALUE
I563219 01	1054193B	CUTTER ROOT LUMBERJACK	LUMBERJACK			1603	Irwindale - 2849 S. Myrtle Ave 91701 (SM East Yard)	9424	E	Jim Vives	S-441	03/01/1999	0.00
I563560 01	1059107	MILLING CUTTER LAIMER UNICON BUEHLER	LAIMER UNICON	TYPE V	FL9497	1603	Irwindale - 2849 S. Myrtle Ave 91701 (SM East Yard)	9424	E	Jim Vives	S-441	05/01/2003	0.00
I564227 01	E0012132	HOIST TIGER 3215E TRUCK MTD W/13-443	SERVICE TRUCKS INTL	TIGER 3215E	108715E	1603	Irwindale - 2849 S. Myrtle Ave 91701 (SM East Yard)	9424	E	Jim Vives	13-443	02/26/2009	1,873.00
I564978 01	E0030249	CAMERA CUES ASSY M/C OZ3 SND LED LSR W/13-499	CUES	MZ300-2D	131110101	1603	Irwindale - 2849 S. Myrtle Ave 91701 (SM East Yard)	9424	E	Jim Vives	13-499	04/16/2014	0.00
I564979 01	E0030250	CAMERA CUES ASSY M/C OZ3 SND LED LSR W/13-499	CUES	MZ300-2D	131110104	1603	Irwindale - 2849 S. Myrtle Ave 91701 (SM East Yard)	9424	E	Jim Vives	13-499	04/16/2014	0.00
I564980 01	E0030251	TRANSPORTER CUES BRASS CPR WM350 W/13-499	CUES	WM350	14021201	1603	Irwindale - 2849 S. Myrtle Ave 91701 (SM East Yard)	9424	E	Jim Vives	13-499	04/16/2014	0.00
I564981 01	E0030252	TRANSPORTER CUES WTR WHEELED TX361 W/13-499	CUES	TX361	13111803	1603	Irwindale - 2849 S. Myrtle Ave 91701 (SM East Yard)	9424	E	Jim Vives	W/13-499	04/16/2014	0.00
I564982 01	E0030253	LIFT ASSY POWER CPR CUES WM330 W/13-499	CUES	WM330	14013004	1603	Irwindale - 2849 S. Myrtle Ave 91701 (SM East Yard)	9424	E	Jim Vives	13-499	04/16/2014	0.00
I564983 01	E0030245	COMPUTER CUES PCU ASSY K2 SUMMIT TRK MTD W/13-499	CUES	PCU	14010806	1603	Irwindale - 2849 S. Myrtle Ave 91701 (SM East Yard)	9424	E	Jim Vives	13-499	04/16/2014	0.00
I564984 01	E0030246	COMPUTER CUES CCU TRK MTD LX800 K2 SUMMIT W/13-499	CUES	CCU	13121903	1603	Irwindale - 2849 S. Myrtle Ave 91701 (SM East Yard)	9424	E	Jim Vives	13-499	04/16/2014	0.00
I564986 01	E0030248	GENERATOR CUMMINS ONAN M#7HGJAD-2139J W/13-499	ONAN	7HGJAD-2139J	1130568938	1603	Irwindale - 2849 S. Myrtle Ave 91701 (SM East Yard)	9424	E	Jim Vives	W/13-499	04/16/2014	0.00
I565311 01	E0005630	CAMERA INSPECTION SYSTEM SEWER PORTABLE	PELICAN/RIGID	1520	208-07588	1603	Irwindale - 2849 S. Myrtle Ave 91701 (SM East Yard)	9424	E	Jim Vives	VIVES, JIM	08/01/2007	0.00
PW15352	P0009672	BREATHG APPARATUS SCOTT SCBA S		TC13F401	99100111	1603	Irwindale - 2849 S. Myrtle Ave 91701 (SM East Yard)	9424	P	Jim Vives	GARCIA, JESUS	03/01/1999	1,145.73
PW15353	P0009673	BREATHG APPARATUS SCOTT SCBA S		TC13F401	99100112	1603	Irwindale - 2849 S. Myrtle Ave 91701 (SM East Yard)	9424	P	Jim Vives	GARCIA, JESUS	03/01/1999	1,145.73
PW20812	P0013302	GENERATOR ONAN 93 PRO 6000E / GP726	ONAN	PRO 6000E	1310044	1603	Irwindale - 2849 S. Myrtle Ave 91701 (SM East Yard)	9424	P	Jim Vives	GARCIA, JESUS	05/01/2002	1.00
PW26171	P0018053	MONITOR 19" SAMSUNG 910MP FLAT PANEL	SAMSUNG	910MP	MZ19HCHY700852N	1603	Irwindale - 2849 S. Myrtle Ave 91701 (SM East Yard)	9424	P	Jim Vives	VIVES, JIM	08/01/2005	405.13
PW29288	P0028937	CAMERA DIGITAL CASIO EXZ700 EXILIM 7MP	CASIO	EXZ700 EXILIM 7MP	80013821AD	1603	Irwindale - 2849 S. Myrtle Ave 91701 (SM East Yard)	9424	P	Jim Vives	PRYOR, JAMES	06/01/2007	319.34

Run Date: 05/29/2025  
Run Time: 8:25:49 AM

**Los Angeles County Public Works  
Detailed eCAPS Reporting System (DeRS)  
ASSETS BY CUSTODIAN**

DeRS Report ID: FA-O-ASSETS-1.005  
Page: 4 of 6

DIVISION: 49400 Sewer Maintenance Division - Administration  
CUSTODIAN: PWJVIVES  
CUSTODIAN NAME: Jim Vives

TAG NUMBER	FA NUMBER	ASSET DESC	MANUFACTURER	MODEL NUMBER	SR NUMBER	LOC CD	LOC DESC	SLOC	FA TYPE	CUSTODIAN NAME	END USER	ACQ DATE	NET BOOK VALUE
PW29545	P0029217	CAMERA CASIO DIGITAL EXZ1050 EXILIM	CASIO	EXZ1050 EXILIM DIGTL	30002887AV	I603	Irwindale - 2849 S. Myrtle Ave 91701 (SM East Yard)	9424	P	Jim Vives	VIVES, JIM	08/01/2007	319.36
PW31908	P0033082	GENERATOR POWER MAX XP10000E W/13-443	POWER MAX	XP10000E		I603	Irwindale - 2849 S. Myrtle Ave 91701 (SM East Yard)	9424	P	Jim Vives	13-443	02/26/2009	1,623.75
PW31909	P0033081	MIXER CEMENT MULTIQUIP W/13-443	MULTIQUIP INC	MC-64	B2751042	I603	Irwindale - 2849 S. Myrtle Ave 91701 (SM East Yard)	9424	P	Jim Vives	13-443	02/26/2009	2,814.50
PW32770	P0032501	HP L2445W LCD DISPLAY	HP	L2445W LCD DISPLAY	3CQ9190W3W	I603	Irwindale - 2849 S. Myrtle Ave 91701 (SM East Yard)	9424	P	Jim Vives	ZYADA, SAMIR	09/29/2009	285.24
PW33927	P0034067	MONITOR HP LA2205WG	HP	LA2205WG	3CQ0262WKM	I603	Irwindale - 2849 S. Myrtle Ave 91701 (SM East Yard)	9424	P	Jim Vives	PRYOR, JAMES	08/31/2010	192.06
PW34469	P0034434	MONITOR HP LP2405WG	HP	LP2405WG	CN40390J9V	I603	Irwindale - 2849 S. Myrtle Ave 91701 (SM East Yard)	9424	P	Jim Vives	MODLIN, GEORGE	11/09/2010	271.08
PW37922	P0040589	HP LA2306X MONITOR	HP	LA2306X	3CQ3140F96	I603	Irwindale - 2849 S. Myrtle Ave 91701 (SM East Yard)	9424	P	Jim Vives	PUSSMAN, CHRIS	08/26/2013	204.04
PW38965	P0041931	PROTOTEK LF 2000 DIGITAL LOCATOR W/13-499	PROTOTEK	LF2000	122368	I603	Irwindale - 2849 S. Myrtle Ave 91701 (SM East Yard)	9424	P	Jim Vives	VIVES, JIM	04/16/2014	1,956.55
PW38966	P0041932	TOSHIBA DVD VIDEO RECORDER DR430KU W/13-499	TOSHIBA	DR430	D31C1983KU6301	I603	Irwindale - 2849 S. Myrtle Ave 91701 (SM East Yard)	9424	P	Jim Vives	W/13-499	04/16/2014	661.63
PW38967	P0041933	VIEWSONIC VT2405 LED-2M MONITOR W/13-499	VIEWSONIC	VT2405 LED	T8B132200895	I603	Irwindale - 2849 S. Myrtle Ave 91701 (SM East Yard)	9424	P	Jim Vives	W/13-499	04/16/2014	715.03
PW38968	P0041934	VIEWSONIC VT2405 LED-2M MONITOR W/13-499	VIEWSONIC	VT2405 LED	T8B132201119	I603	Irwindale - 2849 S. Myrtle Ave 91701 (SM East Yard)	9424	P	Jim Vives	W/13-499	04/16/2014	715.03
PW38969	P0041935	VIEWSONIC VT2405 LED-2M MONITOR W/13-499	VIEWSONIC	VT2405 LED	T8B132201135	I603	Irwindale - 2849 S. Myrtle Ave 91701 (SM East Yard)	9424	P	Jim Vives	W/13-499	04/16/2014	715.03
PW39170	P0041936	REAR VIEW FOR CPR WITH POWER LIFT CAMERA W/13-499	CUES	WM345	13111503	I603	Irwindale - 2849 S. Myrtle Ave 91701 (SM East Yard)	9424	P	Jim Vives	VIVES, JIM	04/16/2014	3,815.00
PW41255	P0039885	HONDA EB3000 GENERATOR W/21C-010	HONDA	EB3000	GCBUT-1009137	I603	Irwindale - 2849 S. Myrtle Ave 91701 (SM East Yard)	9424	P	Jim Vives	21C-010	04/10/2013	1,977.26
PW44518	P0045924	HP PROBOOK 450G2 - DESKTOP	HP	450 G2	6CD8143NTJ	I603	Irwindale - 2849 S. Myrtle Ave 91701 (SM East Yard)	9424	P	Jim Vives	PUSSMAN, CHRISTOPHER	04/25/2016	939.93
PW46356	P0048628	HP OFFICEJET PRO 6978 - DESKTOP ALL-IN-ONE	HP	6978	TH6CA531WR	I603	Irwindale - 2849 S. Myrtle Ave 91701 (SM East Yard)	9424	P	Jim Vives	VIVES, JIM	04/24/2017	173.83
PW53501	P0053707	DELL P2419H - 24 INCH	DELL	P2419H	J0X62V2	I603	Irwindale - 2849 S. Myrtle Ave 91701 (SM East Yard)	9424	P	Jim Vives	JAMES PRYOR	06/03/2019	162.18

**Los Angeles County Public Works  
Detailed eCAPS Reporting System (DeRS)  
ASSETS BY CUSTODIAN**

DIVISION: 49400 Sewer Maintenance Division - Administration  
CUSTODIAN: PWJVVIVES  
CUSTODIAN NAME: Jim Vives

TAG NUMBER	FA NUMBER	ASSET DESC	MANUFACTURER	MODEL NUMBER	SR NUMBER	LOC CD	LOC DESC	SLOC	FA TYPE	CUSTODIAN NAME	END USER	ACQ DATE	NET BOOK VALUE
PW53974	P0054054	OPTIPILEX 7060 PERF DESKTOP	DELL	OPTIPILEX 7060	BM4H3Y2	1603	Irwindale - 2849 S. Myrtle Ave 91701 (SM East Yard)	9424	P	Jim Vives	JAMES PRYOR	07/22/2019	886.81
PW54105	P0054313	OPTIPILEX 7060 PERF DESKTOP	DELL	OPTIPILEX 7060	GG5Y3Y2	1603	Irwindale - 2849 S. Myrtle Ave 91701 (SM East Yard)	9424	P	Jim Vives	JAMES PRYOR	07/30/2019	886.82
PW54410	P0054678	DELL P2419H - 24 INCH	DELL	P2419H	75K61Y2	1603	Irwindale - 2849 S. Myrtle Ave 91701 (SM East Yard)	9424	P	Jim Vives	JIM VIVES	09/24/2019	168.17
PW55602	P0056481	DELL OPTIPILEX 7070-PERFORMANCE	DELL	OPTIPILEX 7070	GIFVD33	1603	Irwindale - 2849 S. Myrtle Ave 91701 (SM East Yard)	9424	P	Jim Vives	COMMUNITY	04/20/2020	926.92
PW55603	P0056482	DELL OPTIPILEX 7070-PERFORMANCE	DELL	OPTIPILEX 7070	GIFWD33	1603	Irwindale - 2849 S. Myrtle Ave 91701 (SM East Yard)	9424	P	Jim Vives	COMMUNITY	04/20/2020	926.92
PW55604	P0056483	DELL OPTIPILEX 7070-PERFORMANCE	DELL	OPTIPILEX 7070	GIDXD33	1603	Irwindale - 2849 S. Myrtle Ave 91701 (SM East Yard)	9424	P	Jim Vives	COMMUNITY	04/20/2020	926.93
PW55623	P0055975	DELL P2419H - 24 INCH	DELL	P2419H	HTFLO3	1603	Irwindale - 2849 S. Myrtle Ave 91701 (SM East Yard)	9424	P	Jim Vives	COMMUNITY	04/22/2020	169.15
PW55624	P0055976	DELL P2419H - 24 INCH	DELL	P2419H	88GFL03	1603	Irwindale - 2849 S. Myrtle Ave 91701 (SM East Yard)	9424	P	Jim Vives	COMMUNITY	04/22/2020	169.15
PW55625	P0055977	DELL P2419H - 24 INCH	DELL	P2419H	F4GFL03	1603	Irwindale - 2849 S. Myrtle Ave 91701 (SM East Yard)	9424	P	Jim Vives	COMMUNITY	04/22/2020	169.15
PW55691	P0056014	VIEWSONIC CDE4302	VIEWSONIC	CDE4302	UDE193700210	1603	Irwindale - 2849 S. Myrtle Ave 91701 (SM East Yard)	9441	P	Jim Vives	N/A	05/06/2020	433.05
PW56455	P0057441	DELL P2719H - 27 INCH	DELL	P2719H	8XG4D23	1603	Irwindale - 2849 S. Myrtle Ave 91701 (SM East Yard)	9424	P	Jim Vives	N/A	03/10/2021	217.00
PW56767	P0056658	DELL OPTIPILEX 7080 PERFORMANCE	DELL	OPTIPILEX 7080	9L32K93	1603	Irwindale - 2849 S. Myrtle Ave 91701 (SM East Yard)	9424	P	Jim Vives	N/A	01/28/2021	933.27
PW56773	P0056664	DELL OPTIPILEX 7080 PERFORMANCE	DELL	OPTIPILEX 7080	9L92K93	1603	Irwindale - 2849 S. Myrtle Ave 91701 (SM East Yard)	9424	P	Jim Vives	N/A	01/28/2021	933.27
PW56781	P0056672	DELL OPTIPILEX 7080 PERFORMANCE	DELL	OPTIPILEX 7080	9L30K93	1603	Irwindale - 2849 S. Myrtle Ave 91701 (SM East Yard)	9424	P	Jim Vives	N/A	01/28/2021	933.27
PW57779	P0058766	DELL P2419H - 24 INCH	DELL	P2419H	B42WPD3	1603	Irwindale - 2849 S. Myrtle Ave 91701 (SM East Yard)	9424	P	Jim Vives	N/A	08/23/2021	171.47
PW57780	P0058767	DELL P2419H - 24 INCH	DELL	P2419H	HY2WPD3	1603	Irwindale - 2849 S. Myrtle Ave 91701 (SM East Yard)	9424	P	Jim Vives	N/A	08/23/2021	171.46
PW58063	P0058785	CATERPILLAR BUCKET GP HOE 24' W/69-103	CAT	GP HOE	CM210600289	1603	Irwindale - 2849 S. Myrtle Ave 91701 (SM East Yard)	9424	P	Jim Vives	JAMES PRYOR	04/26/2022	2,035.21

**Los Angeles County Public Works  
Detailed eCAPS Reporting System (DeRS)  
ASSETS BY CUSTODIAN**

DIVISION: 49400 Sewer Maintenance Division - Administration  
CUSTODIAN: PWJVIVES  
CUSTODIAN NAME: Jim Vives

TAG NUMBER	FA NUMBER	ASSET DESC	MANUFACTURER	MODEL NUMBER	SR NUMBER	LOC CD	LOC DESC	SLOC	FA TYPE	CUSTODIAN NAME	END USER	ACQ DATE	NET BOOK VALUE
PW59418	P0059920	DELL OPTIPILEX 7000 PERFORMANCE	DELL	OPTIPILEX 7000	1K95QR3	1603	Irwindale - 2849 S. Myrtle Ave 91701 (SM East Yard)	9424	P	Jim Vives	JIM A VIVES	09/07/2022	1,271.29
PW59701	P0060241	DELL LATITUDE 5330	DELL	LATITUDE 5330	3GLWVL3	1603	Irwindale - 2849 S. Myrtle Ave 91701 (SM East Yard)	9441	P	Jim Vives	N/A	10/25/2022	1,614.37
PW60063	P0060919	DELL OPTIPILEX 7000 PERFORMANCE	DELL	OPTIPILEX 7000	7WXPGT3	1603	Irwindale - 2849 S. Myrtle Ave 91701 (SM East Yard)	9424	P	Jim Vives	PRIOR, JAMES	12/23/2022	1,289.80
PW60090	P0060993	SALIENT POWER CHOICE LP	SALIENT	POWER CHOICE LP	FHV89R3	1603	Irwindale - 2849 S. Myrtle Ave 91701 (SM East Yard)	9424	P	Jim Vives	N/A	02/14/2023	3,026.36
PW61503	P0061190	DELL OPTIPILEX 7000 PERFORMANCE	DELL	OPTIPILEX 7000	1DXS7V3	1603	Irwindale - 2849 S. Myrtle Ave 91701 (SM East Yard)	9424	P	Jim Vives	G MODLIN ELECTRO OFF	03/08/2023	1,289.79
PW61505	P0061192	DELL OPTIPILEX 7000 PERFORMANCE	DELL	OPTIPILEX 7000	3CX57V3	1603	Irwindale - 2849 S. Myrtle Ave 91701 (SM East Yard)	9424	P	Jim Vives	FRANK ARELLANO OFFICE	03/08/2023	1,289.79
PW61528	P0061215	DELL OPTIPILEX 7000 PERFORMANCE	DELL	OPTIPILEX 7000	4BX57V3	1603	Irwindale - 2849 S. Myrtle Ave 91701 (SM East Yard)	9424	P	Jim Vives	GARACIA, JESSE	03/08/2023	1,289.79
PW64818	P0066631	DELL OPTIPILEX PLUS 7420 ALL-IN-ONE	DELL	OPTIPILEX PLUS 7420 AIO	1D6CV64	1603	Irwindale - 2849 S. Myrtle Ave 91701 (SM East Yard)	9424	P	Jim Vives	N/A	02/20/2025	1,487.92
PW64819	P0066632	DELL OPTIPILEX PLUS 7420 ALL-IN-ONE	DELL	OPTIPILEX PLUS 7420 AIO	JC6CV64	1603	Irwindale - 2849 S. Myrtle Ave 91701 (SM East Yard)	9424	P	Jim Vives	N/A	02/20/2025	1,487.92
PW64820	P0066633	DELL OPTIPILEX PLUS 7420 ALL-IN-ONE	DELL	OPTIPILEX PLUS 7420 AIO	HC6CV64	1603	Irwindale - 2849 S. Myrtle Ave 91701 (SM East Yard)	9424	P	Jim Vives	N/A	02/20/2025	1,487.91

<b>Summary</b>												
<b>TOTAL FOR CUSTODIAN: PWJVIVES</b>												<b>1,132,982.79</b>
<b>TOTAL RECORD COUNT: 95</b>												

**Los Angeles County Public Works  
Detailed eCAPS Reporting System (DeRS)  
ASSETS BY CUSTODIAN**

DIVISION: 49400 Sewer Maintenance Division - Administration  
CUSTODIAN: PWT/CARUTHE  
CUSTODIAN NAME: Tiara Caruthers

TAG NUMBER	FA NUMBER	ASSET DESC	MANUFACTURER	MODEL NUMBER	SR NUMBER	LOC CD	LOC DESC	SLOC	FA TYPE	CUSTODIAN NAME	END USER	ACQ DATE	NET BOOK VALUE
03-366	E0048324	2018 TOYOTA PRIUS PRIME PLUG IN HYBRID	TOYOTA	PRIUS	JTDKARFP1J3088345	A223	Ahambra - 1000 S. Fremont Ave. 91803 (Braun 4th Fl)	9410	E	Tiara Caruthers	NGUMBA ANDREW	08/21/2018	6,566.80
03-426	E0059420	2021 TOYOTA PRIUS PRIME PLUG-IN HYBRID	TOYOTA	PRIUS	JTDKAMFP6M3178937	A223	Ahambra - 1000 S. Fremont Ave. 91803 (Braun 4th Fl)	9400	E	Tiara Caruthers	ALEX VILLARAMA	06/01/2021	17,554.89
05-906	E0030099	TRUCK 2014/FORD EXPLORER 4X4 SUV (UNMARKED)	FORD	EXPLORER	1FM5K8B83EGB79940	A223	Ahambra - 1000 S. Fremont Ave. 91803 (Braun 4th Fl)	9440	E	Tiara Caruthers	BOUSE, JEFFREY	04/16/2014	0.00
06-445	E0029392	TRUCK 2013/FORD F-150 EXT CAB 2WD PICKUP	FORD	F150	1FTFX1CTXDKF98917	L851	Los Angeles - 1129 E. 59th St 90001 (SM South Yard)	9422	E	Tiara Caruthers	ANTHONY VALLES	01/06/2014	0.00
06-447	E0029394	TRUCK 2013/FORD F-150 EXT CAB 2WD PICKUP	FORD	F150	1FTFX1CT3DKF98919	A223	Ahambra - 1000 S. Fremont Ave. 91803 (Braun 4th Fl)	9440	E	Tiara Caruthers	RAMIREZ, MARK	01/06/2014	0.00
PW27282	P0019166	RADIO TOWWAY MOT HT750 16 CHANNEL	MOTOROLA	HT750 16 CHANNEL	672HFYT598	A223	Ahambra - 1000 S. Fremont Ave. 91803 (Braun 4th Fl)	9433	P	Tiara Caruthers	LUONG, HAI	05/01/2006	524.26
PW28192	P0020154	CAMERA CANON A620 POWER SHOT DIGITAL	CANON	A620 POWR SHOT DIGTL	2826005019	A223	Ahambra - 1000 S. Fremont Ave. 91803 (Braun 4th Fl)	9440	P	Tiara Caruthers	BOUSE, JEFF	09/01/2006	242.48
PW28519	P0028301	PROJECTOR PANASONIC PT LB60U	PANASONIC	PT LB60U	SB6430352	A223	Ahambra - 1000 S. Fremont Ave. 91803 (Braun 4th Fl)	9400	P	Tiara Caruthers	ALEX VILLARAMA	12/01/2006	1,589.49
PW29081	P0028671	CAMERA CASIO EXZ700 7MP EXILIM	CASIO	EXZ700 7MP EXILIM	5515962AZ	A223	Ahambra - 1000 S. Fremont Ave. 91803 (Braun 4th Fl)	9420	P	Tiara Caruthers	SWARTZ, THEODOR	04/01/2007	258.72
PW29739	P0029410	MONITOR DELL E228FP	DELL	E228FP	CN0KU311641807930NBS	A223	Ahambra - 1000 S. Fremont Ave. 91803 (Braun 4th Fl)	9430	P	Tiara Caruthers	MORELOS, MARISSA	09/01/2007	299.58
PW30015	P0029466	MONITOR DELL E228FP	DELL	E228FP	CN0KU311641807940DGS	A223	Ahambra - 1000 S. Fremont Ave. 91803 (Braun 4th Fl)	9410	P	Tiara Caruthers	MAJIDI, HASSAN	09/01/2007	299.58
PW30235	P0030077	LAPTOP DELL D430	DELL	D430	DN588F1	A222	Ahambra - 1000 S. Fremont Ave. 91803 (Braun 1st Fl)	9410	P	Tiara Caruthers	RAMIREZ, MARK	12/01/2007	1,333.33
PW31198	P0030892	DIGITAL CAMERA CASIO ELIXIM EX-Z77	CASIO	ELIXIM EX-Z77	80009270A-V	A222	Ahambra - 1000 S. Fremont Ave. 91803 (Braun 1st Fl)	9410	P	Tiara Caruthers	RAMIREZ, MARK	05/01/2008	201.29

**Los Angeles County Public Works  
Detailed eCAPS Reporting System (DeRS)  
ASSETS BY CUSTODIAN**

DIVISION: 49400 Sewer Maintenance Division - Administration  
CUSTODIAN: PWT/CARUTHE  
CUSTODIAN NAME: Tiara Caruthers

TAG NUMBER	FA NUMBER	ASSET DESC	MANUFACTURER	MODEL NUMBER	SR NUMBER	LOC CD	LOC DESC	SLOC	FA TYPE	CUSTODIAN NAME	END USER	ACQ DATE	NET BOOK VALUE
PW33173	P0032840	DIGITAL CAMERA CANON POWER SHOT A2000IS	CANON	POWER SHOT A2000IS	9126324272	A223	Ahambra - 1000 S. Fremont Ave. 91803 (Braun 4th Fl)	9432	P	Tiara Caruthers	LINH LA	12/14/2009	198.24
PW33842	P0033754	HANDHELD TRIMBLE GEOEXPLORER XT	TRIMBLE	GEOEXPLORER XT	5013474123	A223	Ahambra - 1000 S. Fremont Ave. 91803 (Braun 4th Fl)	9433	P	Tiara Caruthers	LUONG, HAI	08/02/2010	4,439.39
PW35159	P0036327	HP LA2405WG	HP	LA2405WG	CW412709PN	A223	Ahambra - 1000 S. Fremont Ave. 91803 (Braun 4th Fl)	9435	P	Tiara Caruthers	VINCE SHETHERLAND	11/21/2011	238.16
PW35250	P0036524	SEAGATE GOFLEX	SEAGATE	GOFLEX	NA0PLH46	A223	Ahambra - 1000 S. Fremont Ave. 91803 (Braun 4th Fl)	9400	P	Tiara Caruthers	ANDREW NGUMBA	01/04/2012	130.29
PW38009	P0040671	HP LA2405X MONITOR	HP	LA2405X	CW432805Z2	A223	Ahambra - 1000 S. Fremont Ave. 91803 (Braun 4th Fl)	9420	P	Tiara Caruthers	TEAGAN F.	09/16/2013	250.42
PW38190	P0040842	OLYMPUS STYLUS VR-340 DIGITAL CAMERA	OLYMPUS	STYLUS VR-340	URQ015555	A222	Ahambra - 1000 S. Fremont Ave. 91803 (Braun 1st Fl)	9410	P	Tiara Caruthers	MARK RAMIREZ	09/16/2013	171.39
PW39507	P0042566	HP LA2405X MONITOR	HP	LA2405X	CW442007DK	A222	Ahambra - 1000 S. Fremont Ave. 91803 (Braun 1st Fl)	9410	P	Tiara Caruthers	MARK RAMIREZ	07/10/2014	245.78
PW40776	P0038450	HP LA2405X MONITOR	HP	LA2405X	CW43021M19	A223	Ahambra - 1000 S. Fremont Ave. 91803 (Braun 4th Fl)	9432	P	Tiara Caruthers	TIARA CARUTHERS	02/28/2013	233.19
PW40777	P0038451	HP LA2405X MONITOR	HP	LA2405X	CW43021M7V	A223	Ahambra - 1000 S. Fremont Ave. 91803 (Braun 4th Fl)	9435	P	Tiara Caruthers	TEAGAN F.	02/28/2013	233.19
PW40778	P0038452	HP LA2405X MONITOR	HP	LA2405X	CW43021MFB	A223	Ahambra - 1000 S. Fremont Ave. 91803 (Braun 4th Fl)	9440	P	Tiara Caruthers	N/A	02/28/2013	233.19
PW40929	P0038990	HP PROBOOK 6570B LAPTOP	HP	PROBOOK 6570B	5CB3082B98	A222	Ahambra - 1000 S. Fremont Ave. 91803 (Braun 1st Fl)	9410	P	Tiara Caruthers	N/A	03/18/2013	958.61
PW40933	P0038994	HP PROBOOK 6570B LAPTOP	HP	PROBOOK 6570B	5CB3082B8Y	A222	Ahambra - 1000 S. Fremont Ave. 91803 (Braun 1st Fl)	9410	P	Tiara Caruthers	MARK RAMIREZ	03/18/2013	958.61

**Los Angeles County Public Works  
Detailed eCAPS Reporting System (DeRS)  
ASSETS BY CUSTODIAN**

DIVISION: 49400 Sewer Maintenance Division - Administration  
CUSTODIAN: PWT/CARUTHE  
CUSTODIAN NAME: Tiara Caruthers

TAG NUMBER	FA NUMBER	ASSET DESC	MANUFACTURER	MODEL NUMBER	SR NUMBER	LOC CD	LOC DESC	SLOC	FA TYPE	CUSTODIAN NAME	END USER	ACQ DATE	NET BOOK VALUE
PW41854	P0040978	HP LA2405X MONITOR	HP	LA2405X	CW43171KSJ	A223	Ahambra - 1000 S. Fremont Ave. 91803 (Braun 4th Fl)	9420	P	Tiara Caruthers	GOHAR TSOLAKYAN	07/22/2013	250.42
PW42312	P0043052	QRAE SYSTEMS - GAS DETECTOR	QRAE	QRAE 3	M02A001813	A222	Ahambra - 1000 S. Fremont Ave. 91803 (Braun 1st Fl)	9410	P	Tiara Caruthers	MARK RAMIREZ	12/09/2014	1,972.90
PW42999	P0058624	HP 2405X - 24 INCH	HP	LA2405X	CW451501ZB	A223	Ahambra - 1000 S. Fremont Ave. 91803 (Braun 4th Fl)	9433	P	Tiara Caruthers	BRIGETTE PADILLA	06/23/2015	229.71
PW43295	P0044441	SEAGATE SLIM 500GB - EXTERNAL HARD DRIVE	SEAGATE	SLIM 500GB	NA4TDP4A	A223	Ahambra - 1000 S. Fremont Ave. 91803 (Braun 4th Fl)	9440	P	Tiara Caruthers	SANDRA MEDINA	08/25/2015	72.05
PW43791	P0045087	HARRIS RADIO XG-75	HARRIS	XG-75	A40205004904	A222	Ahambra - 1000 S. Fremont Ave. 91803 (Braun 1st Fl)	9410	P	Tiara Caruthers	BRYN GOODMAN	10/01/2015	2,800.00
PW44186	P0044796	HP 2405X - 24 INCH	HP	LA2405X	CNC536072L	A223	Ahambra - 1000 S. Fremont Ave. 91803 (Braun 4th Fl)	9440	P	Tiara Caruthers	EYMANUAL A.	11/18/2015	225.71
PW44526	P0045929	MICROSOFT SURFACE PRO 4 - PERFORMANCE	MICROSOFT	PRO 4	003510561053	A223	Ahambra - 1000 S. Fremont Ave. 91803 (Braun 4th Fl)	9410	P	Tiara Caruthers	SANDRA A. MEDINA	05/02/2016	1,580.87
PW44527	P0045930	MICROSOFT SURFACE PRO 4 - PERFORMANCE	MICROSOFT	PRO 4	003666761053	A223	Ahambra - 1000 S. Fremont Ave. 91803 (Braun 4th Fl)	9420	P	Tiara Caruthers	ROBERT SWARTZ	05/02/2016	1,580.87
PW44529	P0045932	MICROSOFT SURFACE PRO 4 - PERFORMANCE	MICROSOFT	PRO 4	006043161053	A223	Ahambra - 1000 S. Fremont Ave. 91803 (Braun 4th Fl)	9440	P	Tiara Caruthers	NORMA VALDEZ	05/02/2016	1,580.87
PW44530	P0045933	MICROSOFT SURFACE PRO 4 - PERFORMANCE	MICROSOFT	PRO 4	006461461053	A223	Ahambra - 1000 S. Fremont Ave. 91803 (Braun 4th Fl)	9435	P	Tiara Caruthers	NELSON MANABAT	05/02/2016	1,580.87
PW45532	P0047537	MICROSOFT SURFACE PRO 4 - 2-IN-1 PERFORMANCE	MICROSOFT	PRO 4	035375562453	A223	Ahambra - 1000 S. Fremont Ave. 91803 (Braun 4th Fl)	9400	P	Tiara Caruthers	N/A	11/02/2016	1,470.41
PW45998	P0048009	VIEWSONIC VG24395SMH - 24 INCH	VIEWSONIC	VG24395SMH	UBX164341387	A223	Ahambra - 1000 S. Fremont Ave. 91803 (Braun 4th Fl)	9420	P	Tiara Caruthers	JONATHAN GONZALEZ	01/31/2017	174.50
PW46175	P0048043	VIEWSONIC VG28475MH - 27 INCH	VIEWSONIC	VG28475MH	U4Z164540424	A223	Ahambra - 1000 S.	9433	P	Tiara Caruthers	MAHDI MORTAZAVI	03/06/2017	275.92

**Los Angeles County Public Works  
Detailed eCAPS Reporting System (DeRS)  
ASSETS BY CUSTODIAN**

DIVISION: 49400 Sewer Maintenance Division - Administration  
CUSTODIAN: PWT/CARUTHE  
CUSTODIAN NAME: Tiara Caruthers

TAG NUMBER	FA NUMBER	ASSET DESC	MANUFACTURER	MODEL NUMBER	SR NUMBER	LOC CD	LOC DESC	SLOC	FA TYPE	CUSTODIAN NAME	END USER	ACQ DATE	NET BOOK VALUE
PW46797	P0048735	DELL OPTIPILEX 7040 - BUSINESS DESKTOP	DELL	7040	6RZLJH2	A223	Fremont Ave. 91803 (Braun 4th Fl)	9400	P	Tiara Caruthers	TIARA CARUTHERS	05/30/2017	549.98
PW47089	P0049250	VIEWSONIC VG2439SMH - 24 INCH	VIEWSONIC	VG2439SMH	UBX164642997	A223	Ahambra - 1000 S. Fremont Ave. 91803 (Braun 4th Fl)	9410	P	Tiara Caruthers	FRANK MIER	07/27/2017	175.30
PW47380	P0049394	VIEWSONIC VG2439SMH - 24 INCH	VIEWSONIC	VG2439SMH	UBX172540448	A223	Ahambra - 1000 S. Fremont Ave. 91803 (Braun 4th Fl)	9410	P	Tiara Caruthers	LLANA, VOLTAIRE	08/17/2017	160.46
PW47995	P0050035	VIEWSONIC VG2439SMH - 24 INCH	VIEWSONIC	VG2439SMH	UBX175040064	A223	Ahambra - 1000 S. Fremont Ave. 91803 (Braun 4th Fl)	9440	P	Tiara Caruthers	HANNA L KEBEDE	01/24/2018	175.71
PW47998	P0050038	VIEWSONIC VG2439SMH - 24 INCH	VIEWSONIC	VG2439SMH	UBX175040179	A223	Ahambra - 1000 S. Fremont Ave. 91803 (Braun 4th Fl)	9440	P	Tiara Caruthers	HANNA L KEBEDE	01/24/2018	175.71
PW50553	P0059608	DELL P2422H - 24INCH	DELL	P2422H	HV51YP3	A223	Ahambra - 1000 S. Fremont Ave. 91803 (Braun 4th Fl)	9400	P	Tiara Caruthers	AVANESIAN, ARSINEY	06/28/2022	171.47
PW50643	P0059620	DELL P2722H - 27INCH	DELL	P2722H	4MH3GC3	A223	Ahambra - 1000 S. Fremont Ave. 91803 (Braun 4th Fl)	9400	P	Tiara Caruthers	MAY M HONG	06/30/2022	208.73
PW50815	P0061843	DELL P3221D - 32 INCH	DELL	P3221D	85L17H3	A223	Ahambra - 1000 S. Fremont Ave. 91803 (Braun 4th Fl)	9400	P	Tiara Caruthers	SANDRA MEDINA	06/30/2022	375.49
PW50816	P0061844	DELL P3221D - 32 INCH	DELL	P3221D	J6L17H3	A223	Ahambra - 1000 S. Fremont Ave. 91803 (Braun 4th Fl)	9400	P	Tiara Caruthers	LAURA BOBADILLA	06/30/2022	375.49
PW50817	P0061845	DELL P3221D - 32 INCH	DELL	P3221D	B6L17H3	A223	Ahambra - 1000 S. Fremont Ave. 91803 (Braun 4th Fl)	9400	P	Tiara Caruthers	ALEX VILLARAMA	06/30/2022	375.50
PW50818	P0061846	DELL PRECISION 7920 PERFORMANCE	DELL	PRECISION 7920	C2NXJQ3	A223	Ahambra - 1000 S. Fremont Ave. 91803 (Braun 4th Fl)	9400	P	Tiara Caruthers	JULIE ZHU	06/30/2022	3,588.18
PW50819	P0061847	DELL PRECISION 7920 PERFORMANCE	DELL	PRECISION 7920	B2NXJQ3	A223	Ahambra - 1000 S. Fremont Ave. 91803 (Braun 4th Fl)	9400	P	Tiara Caruthers	SANDRA MEDINA	06/30/2022	3,588.18

**Los Angeles County Public Works  
Detailed eCAPS Reporting System (DeRS)  
ASSETS BY CUSTODIAN**

DIVISION: 49400 Sewer Maintenance Division - Administration  
CUSTODIAN: PWT-CARUTHE  
CUSTODIAN NAME: Tiara Caruthers

TAG NUMBER	FA NUMBER	ASSET DESC	MANUFACTURER	MODEL NUMBER	SR NUMBER	LOC CD	LOC DESC	SLOC	FA TYPE	CUSTODIAN NAME	END USER	ACQ DATE	NET BOOK VALUE
PW50820	P0061848	DELL PRECISION 7920 PERFORMANCE	DELL	PRECISION 7920	D2NXJQ3	A223	Ahambra - 1000 S. Fremont Ave. 91803 (Braun 4th Fl)	9400	P	Tiara Caruthers	SARAH LEE	06/30/2022	3,588.17
PW50821	P0061849	DELL PRECISION 7920 PERFORMANCE	DELL	PRECISION 7920	92NXJQ3	A223	Ahambra - 1000 S. Fremont Ave. 91803 (Braun 4th Fl)	9400	P	Tiara Caruthers	LAURA BOBADILLA	06/30/2022	3,588.17
PW50962	P0051734	DELL P2417H - 24 INCH	DELL	P2417H	C41PNP2	A223	Ahambra - 1000 S. Fremont Ave. 91803 (Braun 4th Fl)	9435	P	Tiara Caruthers	JULIE ZHU	10/16/2018	162.18
PW50966	P0051736	DELL P2717H - 27 INCH	DELL	P2717H	9625N2	A223	Ahambra - 1000 S. Fremont Ave. 91803 (Braun 4th Fl)	9430	P	Tiara Caruthers	MAY, HONG	10/17/2018	210.04
PW51377	P0051135	DELL P2417H - 24 INCH	DELL	P2417H	3G9TMP2	A223	Ahambra - 1000 S. Fremont Ave. 91803 (Braun 4th Fl)	9430	P	Tiara Caruthers	MORELOS, MARISSA	07/17/2018	162.18
PW51378	P0051136	DELL P2417H - 24 INCH	DELL	P2417H	3C9TMP2	A223	Ahambra - 1000 S. Fremont Ave. 91803 (Braun 4th Fl)	9430	P	Tiara Caruthers	VARDUI VERA, TOOMASIAN	07/17/2018	162.18
PW51379	P0051137	DELL P2417H - 24 INCH	DELL	P2417H	CF9TMP2	A223	Ahambra - 1000 S. Fremont Ave. 91803 (Braun 4th Fl)	9430	P	Tiara Caruthers	LA, LINH	07/17/2018	162.18
PW51380	P0051138	DELL P2417H - 24 INCH	DELL	P2417H	DF9TMP2	A223	Ahambra - 1000 S. Fremont Ave. 91803 (Braun 4th Fl)	9430	P	Tiara Caruthers	MAJIDI, HASSAN	07/17/2018	162.18
PW51695	P0051551	APPLE IPHONE X 64GB SPACE GRAY	APPLE	IPHONE X	FKLX5549JCLF	A223	Ahambra - 1000 S. Fremont Ave. 91803 (Braun 4th Fl)	9400	P	Tiara Caruthers	SWARTZ, ROBERT	08/30/2018	644.99
PW51710	P0051370	DELL P2417H - 24 INCH	DELL	P2417H	DBY5NP2	A223	Ahambra - 1000 S. Fremont Ave. 91803 (Braun 4th Fl)	9400	P	Tiara Caruthers	KATHY WANG	09/05/2018	162.18
PW51711	P0051371	DELL P2417H - 24 INCH	DELL	P2417H	BBY5NP2	A223	Ahambra - 1000 S. Fremont Ave. 91803 (Braun 4th Fl)	9400	P	Tiara Caruthers	AVANESIAN, ARSINEY	09/18/2018	162.18
PW51712	P0051372	DELL P2417H - 24 INCH	DELL	P2417H	3B9GNP2	A223	Ahambra - 1000 S. Fremont Ave. 91803 (Braun 4th Fl)	9400	P	Tiara Caruthers	KATHY WANG	09/05/2018	162.18

**Los Angeles County Public Works  
Detailed eCAPS Reporting System (DeRS)  
ASSETS BY CUSTODIAN**

DIVISION: 49400 Sewer Maintenance Division - Administration  
CUSTODIAN: PWT-CARUTHE  
CUSTODIAN NAME: Tiara Caruthers

TAG NUMBER	FA NUMBER	ASSET DESC	MANUFACTURER	MODEL NUMBER	SR NUMBER	LOC CD	LOC DESC	SLOC	FA TYPE	CUSTODIAN NAME	END USER	ACQ DATE	NET BOOK VALUE
PW52024	P0052131	SAMSUNG U32H850UMN - 32 INCH	SAMSUNG	U32H850UMN	0RQ4HTRK00137B	A223	Ahambra - 1000 S. Fremont Ave. 91803 (Braun 4th Fl)	9400	P	Tiara Caruthers	JEFFREY S BOUSE	12/26/2018	530.02
PW52203	P0052322	DELL OPTIPLX 7050 - PERFORMANCE DESKTOP	DELL	7050	HLB011T2	A223	Ahambra - 1000 S. Fremont Ave. 91803 (Braun 4th Fl)	9400	P	Tiara Caruthers	AVANESIAN, ARSINEY	01/09/2019	886.82
PW52240	P0052359	DELL OPTIPLX 7050 - PERFORMANCE DESKTOP	DELL	7050	HKS11T2	A223	Ahambra - 1000 S. Fremont Ave. 91803 (Braun 4th Fl)	9400	P	Tiara Caruthers	VIOLETA ROLDAN	01/09/2019	886.82
PW52327	P0052627	DELL P2719H - 27 INCH	DELL	P2719H	1JHQJ52	A222	Ahambra - 1000 S. Fremont Ave. 91803 (Braun 1st Fl)	9410	P	Tiara Caruthers	BRYIN GOODMAN	02/20/2019	210.04
PW52332	P0058738	SAMSUNG U32H850UMN - 31.5 INCH	SAMSUNG	U32H850UMN	0RQ4HTRK00122E	A223	Ahambra - 1000 S. Fremont Ave. 91803 (Braun 4th Fl)	9400	P	Tiara Caruthers	VIOLETA ROLDAN	02/20/2019	530.72
PW52528	P0052580	OPTIPLX 7060 PERF DESKTOP	DELL	OPTIPLX 7060 PERF DESKTO	3176DV2	A223	Ahambra - 1000 S. Fremont Ave. 91803 (Braun 4th Fl)	9400	P	Tiara Caruthers	VINCE SHTHERLAND	02/20/2019	886.82
PW52703	P0052947	DELL P2719H - 27 INCH	DELL	P2719H	68C06R2	A223	Ahambra - 1000 S. Fremont Ave. 91803 (Braun 4th Fl)	9410	P	Tiara Caruthers	NORMA VALDEZ	04/01/2019	210.05
PW52704	P0052948	DELL P2719H - 27 INCH	DELL	P2719H	B8C06R2	A223	Ahambra - 1000 S. Fremont Ave. 91803 (Braun 4th Fl)	9410	P	Tiara Caruthers	NORMA VALDEZ	04/01/2019	210.05
PW52771	P0052815	OPTIPLX 7060 PERF DESKTOP	DELL	OPTIPLX 7060 PERF DESKTO	6ZKHZV2	A223	Ahambra - 1000 S. Fremont Ave. 91803 (Braun 4th Fl)	9400	P	Tiara Caruthers	MARISSA MORELOS	03/21/2019	886.82
PW52773	P0052817	OPTIPLX 7060 PERF DESKTOP	DELL	OPTIPLX 7060 PERF DESKTO	6ZJFZV2	A223	Ahambra - 1000 S. Fremont Ave. 91803 (Braun 4th Fl)	9400	P	Tiara Caruthers	NELSON MANABAT	03/21/2019	886.82
PW52777	P0052821	OPTIPLX 7060 PERF DESKTOP	DELL	OPTIPLX 7060 PERF DESKTO	6ZMDZV2	A223	Ahambra - 1000 S. Fremont Ave. 91803 (Braun 4th Fl)	9400	P	Tiara Caruthers	VALDEZ, NORMA	03/21/2019	886.82
PW52784	P0052828	OPTIPLX 7060 PERF DESKTOP	DELL	OPTIPLX 7060 PERF DESKTO	6ZMFZV2	A223	Ahambra - 1000 S. Fremont Ave. 91803 (Braun 4th Fl)	9400	P	Tiara Caruthers	LLANA, VOL TAIRE	03/21/2019	886.82
PW53312	P0053520	OPTIPLX 7060 PERF DESKTOP	DELL	OPTIPLX 7060	2C257X2	A223	Ahambra - 1000 S.	9400	P	Tiara Caruthers	GOHAR TSOLAKYAN	05/30/2019	886.82

**Los Angeles County Public Works  
Detailed eCAPS Reporting System (DeRS)  
ASSETS BY CUSTODIAN**

DIVISION: 49400 Sewer Maintenance Division - Administration  
CUSTODIAN: PWTCARUTHE  
CUSTODIAN NAME: Tiara Caruthers

TAG NUMBER	FA NUMBER	ASSET DESC	MANUFACTURER	MODEL NUMBER	SR NUMBER	LOC CD	LOC DESC	SLOC	FA TYPE	CUSTODIAN NAME	END USER	ACQ DATE	NET BOOK VALUE
PW53776	P0053941	DELL P2419H - 24 INCH	DELL	P2419H	4B825X2	A223	Ahambra - 1000 S. Fremont Ave. 91803 (Braun 4th Fl)	9400	P	Tiara Caruthers	FRANK MIER	06/20/2019	162.18
PW53846	P0054156	OPTIPILEX 7060 PERF DESKTOP	DELL	OPTIPILEX 7060	2FG5FX2	A223	Ahambra - 1000 S. Fremont Ave. 91803 (Braun 4th Fl)	9400	P	Tiara Caruthers	JONATHAN GONZALES	06/21/2019	886.82
PW53886	P0054187	OPTIPILEX 7060 PERF DESKTOP	DELL	OPTIPILEX 7060	2FHBFX2	A223	Ahambra - 1000 S. Fremont Ave. 91803 (Braun 4th Fl)	9400	P	Tiara Caruthers	TEAGAN FERDINANDSEN	06/21/2019	886.82
PW54123	P0054331	OPTIPILEX 7060 PERF DESKTOP	DELL	OPTIPILEX 7060	GG3W3Y2	A223	Ahambra - 1000 S. Fremont Ave. 91803 (Braun 4th Fl)	9400	P	Tiara Caruthers	JARED ABEGG	07/30/2019	886.82
PW55627	P0056102	DELL OPTIPILEX 7070-PERFORMANCE	DELL	OPTIPILEX 7070	4H5HF33	A222	Ahambra - 1000 S. Fremont Ave. 91803 (Braun 1st Fl)	9410	P	Tiara Caruthers	BRYIN GOODMAN	04/28/2020	926.93
PW56087	P0056263	DELL P2719H - 27 INCH	DELL	P2719H	JNHXY13	A223	Ahambra - 1000 S. Fremont Ave. 91803 (Braun 4th Fl)	9400	P	Tiara Caruthers	ALEXANDER SUN	08/26/2020	217.00
PW56108	P0056277	DELL OPTIPILEX 7070-PERFORMANCE	DELL	OPTIPILEX 7070	C7NUJ53	A223	Ahambra - 1000 S. Fremont Ave. 91803 (Braun 4th Fl)	9433	P	Tiara Caruthers	HAI P LUONG	09/02/2020	933.28
PW56117	P0057891	MICROSOFT SURFACE LAPTOP 3 - 15 INCH PERFORMANCE	MICROSOFT	SURFACE LAPTOP 3	05440401957	A223	Ahambra - 1000 S. Fremont Ave. 91803 (Braun 4th Fl)	9410	P	Tiara Caruthers	N/A	09/22/2020	2,107.19
PW56118	P0057904	MICROSOFT SURFACE LAPTOP 3 - 15 INCH PERFORMANCE	MICROSOFT	SURFACE LAPTOP 3	000597702057	A223	Ahambra - 1000 S. Fremont Ave. 91803 (Braun 4th Fl)	9410	P	Tiara Caruthers	VIOLETA ROLDAN	09/22/2020	2,107.19
PW56135	P0058822	DELL P3221D - 32 INCH	DELL	P3221D	G619W83	A223	Ahambra - 1000 S. Fremont Ave. 91803 (Braun 4th Fl)	9400	P	Tiara Caruthers	JULIE ZHU	09/01/2021	375.50
PW56185	P0057218	DELL P2719H - 27 INCH	DELL	P2719H	5FZRY13	A223	Ahambra - 1000 S. Fremont Ave. 91803 (Braun 4th Fl)	9400	P	Tiara Caruthers	SWARTZ, ROBERT	10/07/2020	217.00
PW56323	P0057268	APPLE IPHONE XR 64GB BLACK	APPLE	IPHONE XR	FFXD193KXKN	A223	Ahambra - 1000 S. Fremont Ave. 91803 (Braun 4th Fl)	9400	P	Tiara Caruthers	ROLDAN, VIOLETTA	11/19/2020	101.24

**Los Angeles County Public Works  
Detailed eCAPS Reporting System (DeRS)  
ASSETS BY CUSTODIAN**

DIVISION: 49400 Sewer Maintenance Division - Administration  
CUSTODIAN: PWTCARUTHE  
CUSTODIAN NAME: Tiara Caruthers

TAG NUMBER	FA NUMBER	ASSET DESC	MANUFACTURER	MODEL NUMBER	SR NUMBER	LOC CD	LOC DESC	SLOC	FA TYPE	CUSTODIAN NAME	END USER	ACQ DATE	NET BOOK VALUE
PW56324	P0057269	APPLE IPHONE XR 64GB BLACK	APPLE	IPHONE XR	DX3CWJPWKXKN	A223	4th Fl A hembra - 1000 S. Fremont Ave. 91803 (Braun 4th Fl)	9400	P	Tiara Caruthers	VALDEZ, NORMA	11/19/2020	101.24
PW56390	P0056575	DELL P2719H - 27 INCH	DELL	P2719H	G986W13	A223	4th Fl A hembra - 1000 S. Fremont Ave. 91803 (Braun 4th Fl)	9435	P	Tiara Caruthers	ALEX SUN	12/16/2020	217.00
PW56758	P0056649	DELL OPTIPILEX 7080 PERFORMANCE	DELL	OPTIPILEX 7080	9KZKX93	A223	4th Fl A hembra - 1000 S. Fremont Ave. 91803 (Braun 4th Fl)	9400	P	Tiara Caruthers	YARDUI VERA, TOOMASIAN	01/28/2021	933.28
PW56825	P0058989	APPLE IPHONE XR 64GB BLACK	APPLE	IPHONE XR	DX3FCSEMKXKN	A223	4th Fl A hembra - 1000 S. Fremont Ave. 91803 (Braun 4th Fl)	9400	P	Tiara Caruthers	HONG, MAY	04/06/2021	101.24
PW57428	P0057000	DELL OPTIPILEX 7080 PERFORMANCE	DELL	OPTIPILEX 7080	C8DCKD3	A223	4th Fl A hembra - 1000 S. Fremont Ave. 91803 (Braun 4th Fl)	9410	P	Tiara Caruthers	BRIGETTE PADILLA	05/28/2021	933.28
PW57451	P0057058	DELL OPTIPILEX 7080 PERFORMANCE	DELL	OPTIPILEX 7080	C88CKD3	A223	4th Fl A hembra - 1000 S. Fremont Ave. 91803 (Braun 4th Fl)	9400	P	Tiara Caruthers	ANDREW NGUMBA	05/28/2021	933.28
PW57607	P0057751	DELL OPTIPILEX 7080 PERFORMANCE	DELL	OPTIPILEX 7080	H5FMDF3	A223	4th Fl A hembra - 1000 S. Fremont Ave. 91803 (Braun 4th Fl)	9410	P	Tiara Caruthers	MAHDI MORTAZAVI	06/30/2021	933.28
PW57817	P0058520	DELL 27" MONITOR P2722H	DELL	27" MONITOR P2722H	GQBTF3	A223	4th Fl A hembra - 1000 S. Fremont Ave. 91803 (Braun 4th Fl)	9400	P	Tiara Caruthers	LIU, ERIC	01/31/2022	208.73
PW57818	P0058521	DELL 27" MONITOR P2722H	DELL	27" MONITOR P2722H	CWCTFC3	A223	4th Fl A hembra - 1000 S. Fremont Ave. 91803 (Braun 4th Fl)	9400	P	Tiara Caruthers	LEE, SARAH	01/31/2022	208.73
PW57935	P0058826	DELL P2422H - 24INCH	DELL	P2422H	H8D3YK3	A223	4th Fl A hembra - 1000 S. Fremont Ave. 91803 (Braun 4th Fl)	9400	P	Tiara Caruthers	TOOMASIAN VARDUI VERA	02/02/2022	171.45
PW57936	P0058827	DELL P2422H - 24INCH	DELL	P2422H	56B3YK3	A223	4th Fl A hembra - 1000 S. Fremont Ave. 91803 (Braun 4th Fl)	9400	P	Tiara Caruthers	BRIGETTE PADILLA	02/02/2022	171.46
PW57944	P0058529	DELL 27" MONITOR P2722H	DELL	27" MONITOR P2722H	DGBTFC3	A223	4th Fl A hembra - 1000 S. Fremont Ave. 91803 (Braun 4th Fl)	9400	P	Tiara Caruthers	MEDINA, SANDRA A	02/03/2022	208.73

**Los Angeles County Public Works  
Detailed eCAPS Reporting System (DeRS)  
ASSETS BY CUSTODIAN**

DIVISION: 49400 Sewer Maintenance Division - Administration  
CUSTODIAN: PWTCARUTHE  
CUSTODIAN NAME: Tiara Caruthers

TAG NUMBER	FA NUMBER	ASSET DESC	MANUFACTURER	MODEL NUMBER	SR NUMBER	LOC CD	LOC DESC	SLOC	FA TYPE	CUSTODIAN NAME	END USER	ACQ DATE	NET BOOK VALUE
PW57947	P0058532	DELL 27" MONITOR P2722H	DELL	27" MONITOR P2722H	JNBTF3	A223	Ahambra - 1000 S. Fremont Ave. 91803 (Braun 4th Fl)	9400	P	Tiara Caruthers	LA, LINH	02/03/2022	208.73
PW57948	P0058533	DELL 27" MONITOR P2722H	DELL	27" MONITOR P2722H	9XCTFC3	A223	Ahambra - 1000 S. Fremont Ave. 91803 (Braun 4th Fl)	9400	P	Tiara Caruthers	MAHDI MOR TAZAVI	02/03/2022	208.73
PW58162	P0058147	DELL OPTIPLX 7090 PERFORMANCE	DELL	OPTIPLX 7090	11FGQJ3	A222	Ahambra - 1000 S. Fremont Ave. 91803 (Braun 1st Fl)	9410	P	Tiara Caruthers	MARK A RAMIREZ	11/05/2021	982.29
PW58474	P0057953	MICROSOFT SURFACE LAPTOP 4 - 13.5 INCH PERFORMANCE	MICROSOFT	SURFACE LAPTOP 4	025643114957	A223	Ahambra - 1000 S. Fremont Ave. 91803 (Braun 4th Fl)	9400	P	Tiara Caruthers	ANDREW NGUMBA	01/18/2022	1,632.67
PW58530	P0058548	DELL 27" MONITOR P2722H	DELL	27" MONITOR P2722H	7CCTFC3	A223	Ahambra - 1000 S. Fremont Ave. 91803 (Braun 4th Fl)	9400	P	Tiara Caruthers	LUONG, HAI	01/31/2022	208.73
PW58586	P0058578	DELL 27" MONITOR P2722H	DELL	27" MONITOR P2722H	JLCTFC3	A223	Ahambra - 1000 S. Fremont Ave. 91803 (Braun 4th Fl)	9400	P	Tiara Caruthers	ANDREW NGUMBA	02/07/2022	208.73
PW58597	P0059263	APPLE IPHONE 13 5G 128GB PRO MAX GRAPHITE	APPLE	IPHONE 13 PRO MAX	H20YFHJG71	A223	Ahambra - 1000 S. Fremont Ave. 91803 (Braun 4th Fl)	9440	P	Tiara Caruthers	BOUSE, JEFF	02/07/2022	762.74
PW58620	P0058838	DELL P2422H - 24INCH	DELL	P2422H	JRJNYK3	A223	Ahambra - 1000 S. Fremont Ave. 91803 (Braun 4th Fl)	9400	P	Tiara Caruthers	JONATHAN GONZALEZ	03/02/2022	171.47
PW58771	P0058613	DELL 27" MONITOR P2722H	DELL	27" MONITOR P2722H	66VWFC3	A223	Ahambra - 1000 S. Fremont Ave. 91803 (Braun 4th Fl)	9400	P	Tiara Caruthers	JARED ABEGG	03/02/2022	208.73
PW59239	P0061573	APPLE IPHONE 13 5G 128GB PRO MAX GRAPHITE	APPLE	IPHONE 13 PRO MAX	K0WWR634MV	A223	Ahambra - 1000 S. Fremont Ave. 91803 (Braun 4th Fl)	9400	P	Tiara Caruthers	RAMIREZ, MARK	08/17/2022	762.74
PW59400	P0061035	DELL P2722H - 27INCH	DELL	P2722H	DMQRWN3	A223	Ahambra - 1000 S. Fremont Ave. 91803 (Braun 4th Fl)	9435	P	Tiara Caruthers	HAI P LUONG	09/27/2022	306.44
PW59667	P0061050	DELL P2722H - 27INCH	DELL	P2722H	1XB4GH3	A223	Ahambra - 1000 S. Fremont Ave. 91803 (Braun 4th Fl)	9400	P	Tiara Caruthers	ERIC LIU	11/09/2022	306.44
PW59865	P0060321	HP ELITEBOOK 640, 14" LAPTOP	HP	EliteBook 640	5CD241J1XR	A223	Ahambra - 1000 S.	9400	P	Tiara Caruthers	HONG, MAY	11/07/2022	1,468.69

**Los Angeles County Public Works  
Detailed eCAPS Reporting System (DeRS)  
ASSETS BY CUSTODIAN**

DIVISION: 49400 Sewer Maintenance Division - Administration  
CUSTODIAN: PWT/CARUTHE  
CUSTODIAN NAME: Tiara Caruthers

TAG NUMBER	FA NUMBER	ASSET DESC	MANUFACTURER	MODEL NUMBER	SR NUMBER	LOC CD	LOC DESC	SLOC	FA TYPE	CUSTODIAN NAME	END USER	ACQ DATE	NET BOOK VALUE
PW59898	P0060354	HP ELITEBOOK 640, 14" LAPTOP	HP	EliteBook 640	5CD241JLW7	A223	Fremont Ave. 91803 (Braun 4th Fl) A hembra - 1000 S. Fremont Ave. 91803 (Braun 4th Fl)	9400	P	Tiara Caruthers	EMMANUEL AGUILAR	11/07/2022	1,468.68
PW60049	P0060905	DELL OPTIPILEX 7000 PERFORMANCE	DELL	OPTIPILEX 7000	DWXPCT3	A223	Fremont Ave. 91803 (Braun 4th Fl)	9400	P	Tiara Caruthers	CARUTHERS, TIARA	12/23/2022	1,289.79
PW60761	P0064239	MICROSOFT SURFACE LAPTOP 5 - 15INCH PERFORMANCE	MICROSOFT	SURFACE LAPTOP 5	0F0121W23333FB	A223	A hembra - 1000 S. Fremont Ave. 91803 (Braun 4th Fl)	9400	P	Tiara Caruthers	VALDEZ, NORMA	02/15/2024	1,864.81
PW60784	P0064264	DELL PRECISION 7780 - 17INCH PERFORMANCE	DELL	PRECISION 7780	COMG'04	A223	A hembra - 1000 S. Fremont Ave. 91803 (Braun 4th Fl)	9400	P	Tiara Caruthers	BOUSE, JEFFREY	02/26/2024	3,806.77
PW60991	P0064532	DELL P2722H - 27INCH	DELL	P2722H	7K6ZFP3	A223	A hembra - 1000 S. Fremont Ave. 91803 (Braun 4th Fl)	9400	P	Tiara Caruthers	LEE, SARAH	03/29/2024	306.45
PW61042	P0064792	DELL LATITUDE 5540 - PERFORMANCE	DELL	LATITUDE 5540	5M0XS14	A223	A hembra - 1000 S. Fremont Ave. 91803 (Braun 4th Fl)	9400	P	Tiara Caruthers	VILLARAMA, ALEX	04/11/2024	1,649.61
PW61305	P0061977	APPLE IPHONE 12 5G 256GB BLACK	APPLE	IPHONE 12	FFXGP04E0DY2	A223	A hembra - 1000 S. Fremont Ave. 91803 (Braun 4th Fl)	9400	P	Tiara Caruthers	LEE, SARAH	02/07/2023	256.85
PW61508	P0061195	DELL OPTIPILEX 7000 PERFORMANCE	DELL	OPTIPILEX 7000	8CX57V3	A223	A hembra - 1000 S. Fremont Ave. 91803 (Braun 4th Fl)	9400	P	Tiara Caruthers	SWARTZ, ROBERT	03/08/2023	1,289.79
PW61537	P0061224	DELL OPTIPILEX 7000 PERFORMANCE	DELL	OPTIPILEX 7000	79X57V3	A223	A hembra - 1000 S. Fremont Ave. 91803 (Braun 4th Fl)	9400	P	Tiara Caruthers	PAOLO CAPILI	03/08/2023	1,289.79
PW61575	P0061262	DELL OPTIPILEX 7000 PERFORMANCE	DELL	OPTIPILEX 7000	CG0T7V3	A223	A hembra - 1000 S. Fremont Ave. 91803 (Braun 4th Fl)	9400	P	Tiara Caruthers	LA, LINH	03/08/2023	1,289.80
PW61636	P0061438	DELL P2722H - 27INCH	DELL	P2722H	FD9NWN3	A223	A hembra - 1000 S. Fremont Ave. 91803 (Braun 4th Fl)	9400	P	Tiara Caruthers	JARED ABEGG	04/03/2023	306.44
PW61718	P0062077	DELL P2422H - 24INCH	DELL	P2422H	4DJ4CV3	A223	A hembra - 1000 S. Fremont Ave. 91803 (Braun 4th Fl)	9400	P	Tiara Caruthers	TIARA CARUTHERS	04/18/2023	259.02

**Los Angeles County Public Works  
Detailed eCAPS Reporting System (DeRS)  
ASSETS BY CUSTODIAN**

DIVISION: 49400 Sewer Maintenance Division - Administration  
CUSTODIAN: PWT-CARUTHE  
CUSTODIAN NAME: Tiara Caruthers

TAG NUMBER	FA NUMBER	ASSET DESC	MANUFACTURER	MODEL NUMBER	SR NUMBER	LOC CD	LOC DESC	SLOC	FA TYPE	CUSTODIAN NAME	END USER	ACQ DATE	NET BOOK VALUE
PW62966	P0064508	DELL LATITUDE 5540 - PERFORMANCE	DELL	LATITUDE 5540	9X6NKY3	A223	Ahambra - 1000 S. Fremont Ave. 91803 (Braun 4th Fl)	9420	P	Tiara Caruthers	SANCHEZ, ZION	01/23/2024	1,913.51
PW63263	P0064950	DELL P3223DE	DELL	P3223DE	CLPZK04	A223	Ahambra - 1000 S. Fremont Ave. 91803 (Braun 4th Fl)	9400	P	Tiara Caruthers	KEBEDE, HANNA	05/06/2024	456.41
PW63363	P0065093	DELL P3223DE	DELL	P3223DE	B4WLM04	A223	Ahambra - 1000 S. Fremont Ave. 91803 (Braun 4th Fl)	9400	P	Tiara Caruthers	KEBEDE, HANNA	06/10/2024	456.41
PW63864	P0065685	DELL LATITUDE 5550 - 15INCH PERFORMANCE	DELL	LATITUDE 5550	J30RR34	A223	Ahambra - 1000 S. Fremont Ave. 91803 (Braun 4th Fl)	9400	P	Tiara Caruthers	GOODMAN, BRYIN	08/19/2024	1,607.31
PW64119	P0066037	DELL P2425H - 24INCH	DELL	P2425H	HS7RJ14	A223	Ahambra - 1000 S. Fremont Ave. 91803 (Braun 4th Fl)	9435	P	Tiara Caruthers	TSOLAKYAN, GOHAR	10/04/2024	258.52
PW64124	P0065962	DELL P2425H - 24INCH	DELL	P2425H	81LQJ14	A223	Ahambra - 1000 S. Fremont Ave. 91803 (Braun 4th Fl)	9400	P	Tiara Caruthers	FERDINANDSEN, TEAGAN	10/07/2024	258.52
PW64125	P0065963	DELL P3223DE	DELL	P3223DE	52V9H34	A223	Ahambra - 1000 S. Fremont Ave. 91803 (Braun 4th Fl)	9435	P	Tiara Caruthers	BOBADILLA, LAURA	10/07/2024	454.16
PW64161	P0065783	MICROSOFT LAPTOP 6 - PERFORMANCE	MICROSOFT	LAPTOP 6 - PERFORMANCE	0F3H99H24303MR	A223	Ahambra - 1000 S. Fremont Ave. 91803 (Braun 4th Fl)	9400	P	Tiara Caruthers	N/A	09/13/2024	1,915.36
PW64162	P0065784	MICROSOFT LAPTOP 6 - PERFORMANCE	MICROSOFT	LAPTOP 6 - PERFORMANCE	0F3HKDP24303MR	A223	Ahambra - 1000 S. Fremont Ave. 91803 (Braun 4th Fl)	9400	P	Tiara Caruthers	MAJIDI, HASSAN	09/13/2024	1,915.35
PW64360	P0066118	DELL P2425H - 24INCH	DELL	P2425H	GYX3Q44	A223	Ahambra - 1000 S. Fremont Ave. 91803 (Braun 4th Fl)	9400	P	Tiara Caruthers	FERDINANDSEN, TEAGAN	11/15/2024	258.52
<b>TOTAL FOR CUSTODIAN: PWT-CARUTHE</b>										<b>125,929.10</b>			

**Summary**

**TOTAL RECORD COUNT: 134**

**Los Angeles County Public Works  
Detailed eCAPS Reporting System (DeRS)  
ASSETS BY CUSTODIAN**

DIVISION: 49400 Sewer Maintenance Division - Administration  
CUSTODIAN: PWDALLEN  
CUSTODIAN NAME: DONALD ALLEN

TAG NUMBER	FA NUMBER	ASSET DESC	MANUFACTURER	MODEL NUMBER	SR NUMBER	LOC CD	LOC DESC	SLOC	FA TYPE	CUSTODIAN NAME	END USER	ACQ DATE	NET BOOK VALUE
06-320	E0009603	TRUCK FORD/08 F150 REGULAR CAB PICKUP	FORD	F150	1FTRF12W08KE70882	L511	Lancaster - 45712 N. Division 93534 (SM North Yard)	9423	E	DONALD ALLEN	TIMOTHY BOHANNON	07/16/2008	0.00
06-572	E0042808	TRUCK 2016/FORD F150 XL EXT CAB 4X4 PICKUP	FORD	F150XL	1FTFX1EG0GKD34285	L511	Lancaster - 45712 N. Division 93534 (SM North Yard)	9423	E	DONALD ALLEN	DERAOLD DOLLITTLE	03/14/2017	507.75
06-666	E0057317	2020 FORD F-150 1/2 TON PICKUP TRUCK SUPER CAB 4X2	FORD	F-150	1FTFX1CB3LKE44244	L511	Lancaster - 45712 N. Division 93534 (SM North Yard)	9423	E	DONALD ALLEN	GARDINER, ANTHONY	10/14/2020	16,274.40
08-002	E0011744	TRUCK FORD/08 PICKUP EXT CAB	FORD	F-350 XL SUPER DUTY	1FTWX30598EE41711	L511	Lancaster - 45712 N. Division 93534 (SM North Yard)	9423	E	DONALD ALLEN	N/A	01/05/2009	0.00
08-076	E0044655	TRUCK 2017/FORD F250 PICKUP REG CAB 4X2	FORD	F250	1FTB2A63HED45382	L511	Lancaster - 45712 N. Division 93534 (SM North Yard)	9423	E	DONALD ALLEN		08/21/2017	2,317.75
126-009	E0043522	2017/FREIGHTLINER DIESEL CUES HYDRO/JETTER FOAMER CAMERA W/	FREIGHTLINER	M2112	1FVAC5CYHHJF3931	L511	Lancaster - 45712 N. Division 93534 (SM North Yard)	9423	E	DONALD ALLEN	DERAOLD DOLLITTLE	04/24/2017	78,236.78
126-009	E0067364	2022 TRUCK CUES HYDRO/JETTER W/FOAMER & CAMERA SYSTEM CNG	FREIGHTLINER	114SD	1FVAG3FTXPHNF1924	L511	Lancaster - 45712 N. Division 93534 (SM North Yard)	9423	E	DONALD ALLEN	TIMOTHY BOHANNON	10/02/2022	351,542.59
128-019	E0033043	TRUCK2015/FORD F-650 REG CAB MODEL 877 RODDER	FORD	F-650	3FRNF6HP3FV513917	L511	Lancaster - 45712 N. Division 93534 (SM North Yard)	9443	E	DONALD ALLEN	UNK	10/14/2014	29,489.81
129-008	E0009613	TRUCK FORD/08 F-350 SEWER INSPECTION (OKI.TAG#13-429)	FORD	F-350	1FDWF36Y68EC06991	L511	Lancaster - 45712 N. Division 93534 (SM North Yard)	9423	E	DONALD ALLEN	N/A	07/01/2008	0.00
13-459	E0019904	TRUCK 2011/FORD F-550 XLT REG CAB FLATBED W/LIFTGATE	FORD	F-550	1FDUF5GY4BEA59675	L511	Lancaster - 45712 N. Division 93534 (SM North Yard)	9423	E	DONALD ALLEN	N/A	10/05/2010	0.00
13-476	E0022878	TRUCK 2010/FORD F450 REG CAB ROACH DUSTING BODY W/1564621 01	FORD	F-450	1FDAF4GY0AEA18441	L511	Lancaster - 45712 N. Division 93534 (SM North Yard)	9423	E	DONALD ALLEN		07/19/2011	0.00
13-627	E0067806	2022 FORD E-450 GAS CUT-A-WAY TV VAN	FORD	E-450	1FDXE4RN5NDC34219	L511	Lancaster - 45712 N. Division 93534 (SM North Yard)	9423	E	DONALD ALLEN	TIMOTHY BOHANNON	11/16/2022	318,233.05
21-321	E0041938	TRUCK 2015/FORD F650 SUPER REG MASONARY	FORD	F650	3FRNF6HP9FV728080	L511	Lancaster - 45712 N.	9423	E	DONALD ALLEN	RODNEY	10/27/2016	40,861.08

**Los Angeles County Public Works  
Detailed eCAPS Reporting System (DeRS)  
ASSETS BY CUSTODIAN**

DIVISION: 49400 Sewer Maintenance Division - Administration  
CUSTODIAN: PWDALLEN  
CUSTODIAN NAME: DONALD ALLEN

TAG NUMBER	FA NUMBER	ASSET DESC	MANUFACTURER	MODEL NUMBER	SR NUMBER	LOC CD	LOC DESC	SLOC	FA TYPE	CUSTODIAN NAME	END USER	ACQ DATE	NET BOOK VALUE
		UTE BODY W/ PW45711					Division 93534 (SM North Yard)				ROBERSON		
28-129	E0036175	TRUCK 2015/MACK MCL1510 GAP VAX HYDRO VAC W/JETTER	MACK	MCL1510	1M2AX07C9FM024470	L511	Lancaster - 45712 N. Division 93534 (SM North Yard)	9423	E	DONALD ALLEN	NA	06/30/2015	102,973.87
88-736	E0066016	2021 MSG NCL1505 SILENCED DR L-PRIME 6" WATER PUMP TRAILER...	MSG	NCL1505	16M6B1510MD082703	L511	Lancaster - 45712 N. Division 93534 (SM North Yard)	9423	E	DONALD ALLEN	FOWLER VIRGIL D	02/16/2022	81,929.68
98-119	E0061565	2021 CATERPILLAR GP33N5 FORKLIFT PROPANE	CATERPILLAR	GP33N5	AT13G51146	L511	Lancaster - 45712 N. Division 93534 (SM North Yard)	9423	E	DONALD ALLEN	GARDINER JR ANTHONY E	07/09/2021	31,171.20
DMC273 01	P0006646	MIXER WHITEMAN WC91R	WHITEMAN	WC91R	PK23642	L511	Lancaster - 45712 N. Division 93534 (SM North Yard)	9423	P	DONALD ALLEN	HINOJOSA, ROBER	03/01/1993	3,182.55
I225887 01	P0006724	BANDSAW KALAMAZOO 9AW			2133	L511	Lancaster - 45712 N. Division 93534 (SM North Yard)	9423	P	DONALD ALLEN	HINOJOSA, ROBER	09/01/1970	1,012.20
I465322 01	P0007160	PUMP PEABODY BARNS			52414	L511	Lancaster - 45712 N. Division 93534 (SM North Yard)	9423	P	DONALD ALLEN	HINOJOSA, ROBER	10/01/1991	1,133.38
I563183 01	1054133	ROOTCUTTER LUMBERJACK SERS A	LUMBERJACK	SERIES "A"	N/A	L511	Lancaster - 45712 N. Division 93534 (SM North Yard)	9423	E	DONALD ALLEN	HINOJOSA, ROBER	05/01/1998	0.00
I564023 01	E0005631	CAMERA INSPECTION SYSTEM SEWER PORTABLE	PELICAN/RIGID	1520	208-07600	L511	Lancaster - 45712 N. Division 93534 (SM North Yard)	9423	E	DONALD ALLEN		08/01/2007	0.00
I564128 01	E0008614	CARRIER ULTRA SHORTY 21 W/ TAG# 13-410	CUES	WM350	07110602	L511	Lancaster - 45712 N. Division 93534 (SM North Yard)	9423	E	DONALD ALLEN		02/01/2008	0.00
I564129 01	E0008615	CAMERA CUES OZII W/ TAG# 13-410	CUES	WS350	07111303	L511	Lancaster - 45712 N. Division 93534 (SM North Yard)	9423	E	DONALD ALLEN		02/01/2008	0.00
I564621 01	E0022879	DUSTER ROACH/ COMPRESSOR QUINCY QT5 SKID MTD W/13-476	QUINCY	QT5	QU0904060097	L511	Lancaster - 45712 N. Division 93534 (SM North Yard)	9423	E	DONALD ALLEN	N/A	07/19/2011	1,097.83
I565396 01	E0043526	CUES MARK 3 VIDEO CABLE REEL 1000 FT. W/126-009	CUES	MARK3	17012503	L511	Lancaster - 45712 N. Division 93534 (SM North Yard)	9423	E	DONALD ALLEN		04/24/2017	4,611.39

**Los Angeles County Public Works  
Detailed eCAPS Reporting System (DeRS)  
ASSETS BY CUSTODIAN**

DIVISION: 49400 Sewer Maintenance Division - Administration  
CUSTODIAN: PWDALLEN  
CUSTODIAN NAME: DONALD ALLEN

TAG NUMBER	FA NUMBER	ASSET DESC	MANUFACTURER	MODEL NUMBER	SR NUMBER	LOC CD	LOC DESC	SLOC	FA TYPE	CUSTODIAN NAME	END USER	ACQ DATE	NET BOOK VALUE
I565397 01	E0043527	CUES PCU MARK 3/DISPLAY CASE W/126-009	CUES	MARK3	17020101	L511	Lancaster - 45712 N. Division 93534 (SM North Yard)	9423	E	DONALD ALLEN		04/24/2017	4,774.43
I565398 01	E0043528	CUES TRANSPORTER ASSY. M/C TRACK WTRIII W/126-009	CUES	WTRIII	17020603	L511	Lancaster - 45712 N. Division 93534 (SM North Yard)	9423	E	DONALD ALLEN		04/24/2017	2,209.56
I565399 01	E0043529	CUES CAMERA ASSY. M/C OZIII W/126-009	CUES	OZIII	17011805	L511	Lancaster - 45712 N. Division 93534 (SM North Yard)	9423	E	DONALD ALLEN		04/24/2017	4,783.24
I565439 01	E0046453	MESSAGE BOARD TOWABLE 2017 W/126-009	WANCO	WVTMM-L	5F1251017H1004641	L511	Lancaster - 45712 N. Division 93534 (SM North Yard)	9423	E	DONALD ALLEN	VIRGIL FOWLER	03/19/2018	4,030.43
PW15360	P0009681	BREATHG APPARATUS SCOTT SCBA S		TC13F401	99100124	L511	Lancaster - 45712 N. Division 93534 (SM North Yard)	9423	P	DONALD ALLEN	HINOJOSA, ROBER	03/01/1999	1,145.73
PW15361	P0009682	BREATHG APPARATUS SCOTT SCBA S		TC13F401	99100126	L511	Lancaster - 45712 N. Division 93534 (SM North Yard)	9423	P	DONALD ALLEN	HINOJOSA, ROBER	03/01/1999	1,145.73
PW15362	P0009683	BREATHG APPARATUS SCOTT SCBA	SCOTT	TC13F401	99100127	L511	Lancaster - 45712 N. Division 93534 (SM North Yard)	9423	P	DONALD ALLEN	HINOJOSA, ROBER	03/01/1999	1,145.73
PW20238	P0012771	SONY MAVICA FD-FD92	SONY	MAVICA FD-FD92	010355083A	L511	Lancaster - 45712 N. Division 93534 (SM North Yard)	9423	P	DONALD ALLEN	FEESE, JOHN	01/01/2002	450.00
PW26851	P0018724	LAPTOP DELL LATITUDE 810	DELL	810 LATITUDE	2X7Q691	L511	Lancaster - 45712 N. Division 93534 (SM North Yard)	9423	P	DONALD ALLEN	FEESE, JOHN	01/01/2006	2,098.06
PW29930	P0029590	MONITOR DELL UL TRASHARP 1908FP	DELL	UL TRASHARP 1908FP	CN0DY8404663375FGD10	L511	Lancaster - 45712 N. Division 93534 (SM North Yard)	9423	P	DONALD ALLEN		09/01/2007	268.86
PW30266	P0030126	MONITOR DELL 2007 WFP	DELL	2007 WFP	MXOHF730742627BTIHEL	L511	Lancaster - 45712 N. Division 93534 (SM North Yard)	9423	P	DONALD ALLEN	TIMOTHY BOHANNON	12/01/2007	395.94
PW33344	P0032863	DIGITAL CAMERA CANON POWER SHOT SD1200 IS	CANON	POWER SHOT SD1200 IS	9026276032	L511	Lancaster - 45712 N. Division 93534 (SM North Yard)	9423	P	DONALD ALLEN	JOHN FEESE	01/26/2010	162.43

**Los Angeles County Public Works  
Detailed eCAPS Reporting System (DeRS)  
ASSETS BY CUSTODIAN**

DIVISION: 49400 Sewer Maintenance Division - Administration  
CUSTODIAN: PWDALLEN  
CUSTODIAN NAME: DONALD ALLEN

TAG NUMBER	FA NUMBER	ASSET DESC	MANUFACTURER	MODEL NUMBER	SR NUMBER	LOC CD	LOC DESC	SLOC	FA TYPE	CUSTODIAN NAME	END USER	ACQ DATE	NET BOOK VALUE
PW33545	P0034744	FLEET SERIES RESTROOM W/ TRAILER TS-021	POLYJOHN	FLEET SERIES RESTROOM	80677	L511	Lancaster - 45712 N. Division 93534 (SM North Yard)	9423	P	DONALD ALLEN		02/25/2010	2,143.02
PW41023	P0038528	INDUSTRIAL SCIENTIFIC MULTI GAS MONITOR	INDUSTRIAL SCIENTIFIC	ITX1810430711014C	13012YW-001	L511	Lancaster - 45712 N. Division 93534 (SM North Yard)	9423	P	DONALD ALLEN	JOHN FEESE (NORTH YD)	03/01/2013	2,210.05
PW42440	P0043659	HP PRODESK 600G1 - BUSINESS DESKTOP	HP	600 G1	MYL5100Z38	L511	Lancaster - 45712 N. Division 93534 (SM North Yard)	9423	P	DONALD ALLEN	N/A	03/10/2015	607.02
PW44450	P0045526	HARRIS RADIO XG-75	HARRIS	XG-75	A4020500457B	L511	Lancaster - 45712 N. Division 93534 (SM North Yard)	9423	P	DONALD ALLEN	DERAOLD DOLLITTLE	10/01/2015	2,800.00
PW44461	P0045537	HARRIS RADIO XG-75	HARRIS	XG-75	A402050044F6	L511	Lancaster - 45712 N. Division 93534 (SM North Yard)	9423	P	DONALD ALLEN	DERAOLD DOLLITTLE	10/01/2015	2,800.00
PW44462	P0045538	HARRIS RADIO XG-75	HARRIS	XG-75	A40205004587	L511	Lancaster - 45712 N. Division 93534 (SM North Yard)	9423	P	DONALD ALLEN	DERAOLD DOLLITTLE	10/01/2015	2,800.00
PW44463	P0045539	HARRIS RADIO XG-75	HARRIS	XG-75	A4020500463F	L511	Lancaster - 45712 N. Division 93534 (SM North Yard)	9423	P	DONALD ALLEN	DERAOLD DOLLITTLE	10/01/2015	2,800.00
PW47807	P0049833	VIEWSONIC VG24395MH - 24 INCH	VIEWSONIC	VG24395MH	UBX174140799	L511	Lancaster - 45712 N. Division 93534 (SM North Yard)	9423	P	DONALD ALLEN	DERAOLD DOLLITTLE	11/28/2017	175.70
PW47849	P0049819	DELL OPTIPLX 7440 AIO - BUSINESS ALL-IN-ONE	DELL	7440 AIO	1ZGY7M2	L511	Lancaster - 45712 N. Division 93534 (SM North Yard)	9423	P	DONALD ALLEN	COMMUNITY	11/30/2017	868.45
PW51389	P0051124	DELL P2417H - 24 INCH	DELL	P2417H	7JVVMP2	L511	Lancaster - 45712 N. Division 93534 (SM North Yard)	9423	P	DONALD ALLEN	N/A	07/23/2018	162.18
PW53288	P0054306	DELL P2219H - 22 INCH	DELL	P2219H	3PCW6W2	L511	Lancaster - 45712 N. Division 93534 (SM North Yard)	9440	P	DONALD ALLEN	COMMUNITY	07/31/2019	140.14
PW54043	P0054475	OPTIPLX 7060 PERF DESKTOP	DELL	OPTIPLX 7060	3PTCPY2	L511	Lancaster - 45712 N. Division 93534 (SM North Yard)	9440	P	DONALD ALLEN	COMMUNITY	08/19/2019	886.81
PW55078	P0058026	DELL LATITUDE 5500 - BUSINESS	DELL	5500	3YH52R2	L511	Lancaster - 45712 N.	9440	P	DONALD ALLEN	TIMOTHY C	01/07/2020	1,119.61

**Los Angeles County Public Works  
Detailed eCAPS Reporting System (DeRS)  
ASSETS BY CUSTODIAN**

DIVISION: 49400 Sewer Maintenance Division - Administration  
CUSTODIAN: PWDALLEN  
CUSTODIAN NAME: DONALD ALLEN

TAG NUMBER	FA NUMBER	ASSET DESC	MANUFACTURER	MODEL NUMBER	SR NUMBER	LOC CD	LOC DESC	SLOC	FA TYPE	CUSTODIAN NAME	END USER	ACQ DATE	NET BOOK VALUE
PW55830	P0055801	DELL OPTIPILEX 7070-PERFORMANCE	DELL	OPTIPILEX 7070	3LKVF33	L511	Lancaster - 45712 N. Division 93534 (SM North Yard)	9423	P	DONALD ALLEN	ANTHONY E GARDINER JR	04/29/2020	926.93
PW56392	P0057308	DELL OPTIPILEX 7080 PERFORMANCE	DELL	OPTIPILEX 7080	9R3BG73	L511	Lancaster - 45712 N. Division 93534 (SM North Yard)	9423	P	DONALD ALLEN	TIMOTHY C BOHANNON	12/16/2020	951.05
PW56506	P0058646	APPLE MQD22LL/A - 4K TV	APPLE	TV 4K	DY5DPXX7J1WF	L511	Lancaster - 45712 N. Division 93534 (SM North Yard)	9423	P	DONALD ALLEN	TIMOTHY C BOHANNON	12/30/2020	219.40
PW56643	P0057715	VIEWSONIC IFP5550 - 55IN DISPLAY	VIEWSONIC	IFP5550	W1Y202400016	L511	Lancaster - 45712 N. Division 93534 (SM North Yard)	9423	P	DONALD ALLEN	TIMOTHY C BOHANNON	01/25/2021	1,820.30
PW56720	P0056611	DELL OPTIPILEX 7080 PERFORMANCE	DELL	OPTIPILEX 7080	9L75K93	L511	Lancaster - 45712 N. Division 93534 (SM North Yard)	9423	P	DONALD ALLEN	ANITA L CARVER	01/28/2021	933.28
PW6150	P0021086	FUEL PUMP CONTROL BOX S930410			9304107	L511	Lancaster - 45712 N. Division 93534 (SM North Yard)	9423	P	DONALD ALLEN	FEESE, JOHN	01/01/1995	1.00
PW64477	P0066290	MICROSOFT LAPTOP 6 - PERFORMANCE	MICROSOFT	LAPTOP 6 - PERFORMANCE	BK33WQ424293GT	L511	Lancaster - 45712 N. Division 93534 (SM North Yard)	9443	P	DONALD ALLEN	ALFREDO DURAN	12/10/2024	1,916.84

TOTAL FOR CUSTODIAN: PWDALLEN													TOTAL RECORD COUNT: 57
<b>Summary</b>													

**Los Angeles County Public Works  
Detailed eCAPS Reporting System (DeRS)  
ASSETS BY CUSTODIAN**

DIVISION: 49400 Sewer Maintenance Division - Administration  
CUSTODIAN: PWAQUIHUJIZ  
CUSTODIAN NAME: ANGELO QUIHUJIZ

TAG NUMBER	FA NUMBER	ASSET DESC	MANUFACTURER	MODEL NUMBER	SR NUMBER	LOC CD	LOC DESC	SLOC	FA TYPE	CUSTODIAN NAME	END USER	ACQ DATE	NET BOOK VALUE
03-328	E0032433	AUTO COMPACT 4 DR 2014/TOYOTA PRIUS HYBRID	TOYOTA	PRIUS	JTDKN3DUJE1825288	L550	Lawndale - 4055 W. Marine Av (RMD 232/432)	9426	E	ANGELO QUIHUJIZ	JUAN ALONSO	08/27/2014	0.00
03-363	E0048320	2018 TOYOTA PRIUS PRIME PLUG IN HYBRID	TOYOTA	PRIUS	JTDKARFP3J3088279	L550	Lawndale - 4055 W. Marine Av (RMD 232/432)	9426	E	ANGELO QUIHUJIZ	SIMMS, CAPICE	08/21/2018	6,566.80
06-209	1059095A	TRUCK CHEV/03 1500 PU REG CAB	CHEVROLET	1500	1GCEC14V33Z331115	L550	Lawndale - 4055 W. Marine Av (RMD 232/432)	9426	E	ANGELO QUIHUJIZ	ANGELO QUIHUJIZ	06/01/2003	0.00
06-315	E0007421	TRUCK FORD/08 REG CAB F150 PICKUP	FORD	F150	1FTRF12W58KB54152	L851	Los Angeles - 1129 E. 59th St 90001 (SM South Yard)	9422	E	ANGELO QUIHUJIZ	ZION SANCHEZ	03/01/2008	0.00
126-003	1063397	TRUCK CHEV/06 HYDRO JETTER/CAMERA OPTION (ORI. TAG # 21-263)	CHEVY	C7500	1GBP7C1C06F406195	L550	Lawndale - 4055 W. Marine Av (RMD 232/432)	9426	E	ANGELO QUIHUJIZ	QUIHUJIZ, ANGELO	05/01/2006	0.00
13-634	E0073878	2022 FORD E-450 CCTV VAN W/TV MONITOR & ACCESSORIES	FORD	E-450	1FDXE4FN7DC42189	L851	Los Angeles - 1129 E. 59th St 90001 (SM South Yard)	9422	E	ANGELO QUIHUJIZ	GONZALEZ JOSE	09/14/2023	397,030.06
28C-022	E0076595	2023 FREIGHTLINER 1145D GAPVAX MC1110 COMBINATION SEWER...	FREIGHTLINER	1145D	1FVHG3FT6PHUF6551	L550	Lawndale - 4055 W. Marine Av (RMD 232/432)	9426	E	ANGELO QUIHUJIZ	CAPICE SIMMS	05/03/2024	694,001.87
1565173 01	E0038016	HANDHELD DATA COLLECTOR TRIMBLE RANGER 3XE HH W/CHARGE CRADL	TRIMBLE	3XE HH	RS3LC76503	L509	Lancaster - 260 East Ave. K-8 (WW N. Mtr. Area)	8814	E	ANGELO QUIHUJIZ	JOHNSON,DEWAYNE	11/02/2015	4,562.32
1565174 01	E0038056	HANDHELD DATA COLLECTOR TRIMBLE RANGER 3XE HH W/CHARGE CRADL	TRIMBLE	3XE HH	RS3LC76521	L509	Lancaster - 260 East Ave. K-8 (WW N. Mtr. Area)	8814	E	ANGELO QUIHUJIZ	JOHNSON,DEWAYNE	11/02/2015	4,562.32
1565175 01	E0038057	HANDHELD DATA COLLECTOR TRIMBLE RANGER 3XE HH W/CHARGE CRADL	TRIMBLE	3XE HH	RS3LC76464	L509	Lancaster - 260 East Ave. K-8 (WW N. Mtr. Area)	8814	E	ANGELO QUIHUJIZ	JOHNSON,DEWAYNE	11/02/2015	4,562.32
1565177 01	E0038059	HANDHELD DATA COLLECTOR TRIMBLE RANGER 3XE HH W/CHARGE CRADL	TRIMBLE	3XE HH	RS3LC76508	L509	Lancaster - 260 East Ave. K-8 (WW N. Mtr. Area)	8814	E	ANGELO QUIHUJIZ	JOHNSON,DEWAYNE	11/02/2015	4,562.32
PW28740	P0028788	MONITOR SHARP ACQUOS FLT SCREEN W/13-390	SHARP	ACQUOS FLTSCRN	606917551	S351	Santa Clarita - 21190 Ctr Pointe Parkway 91350(SntClrYd)	9425	P	ANGELO QUIHUJIZ	SIMMS, CAPICE	02/01/2007	345.05
PW29137	P0028732	NETWORK CISCO 2811 AC-IP	CISCO	CISCO2811 AC-IP	FTX1117A2XX	I603	Irvine - 2849 S. Myrtle Ave 91701 (SM East Yard)	9424	P	ANGELO QUIHUJIZ	SIMMS, CAPICE	05/01/2007	1,908.51
PW33597	P0033611	MONITOR SAMSUNG LCD 46" HDTV	SAMSUNG	LCD 46" HDTV	Z1PN3CAZ302213	L550	Lawndale - 4055 W. Marine Av (RMD 232/432)	8632	P	ANGELO QUIHUJIZ	SIMMS, CAPICE	05/13/2010	963.12
PW39857	P0043273	HP E231 - 23 INCH	HP	E231	3CQ4331VQS	A222	Alhambra - 1000 S. Fremont Ave. 91803 (Braun 1st Fl)	9410	P	ANGELO QUIHUJIZ	N/A	10/15/2014	204.39
PW50270	P0058487	DELL OPTIPLX 7090 PERFORMANCE	DELL	OPTIPLX 7090	H4ZD2N3	L550	Lawndale - 4055 W. Marine Av (RMD 232/432)	8632	P	ANGELO QUIHUJIZ	SIMMS, CAPICE	04/13/2022	982.28

**Los Angeles County Public Works  
Detailed eCAPS Reporting System (DeRS)  
ASSETS BY CUSTODIAN**

DIVISION: 49400 Sewer Maintenance Division - Administration  
CUSTODIAN: PWAQUIHUIZ  
CUSTODIAN NAME: ANGELO QUIHUIZ

TAG NUMBER	FA NUMBER	ASSET DESC	MANUFACTURER	MODEL NUMBER	SR NUMBER	LOC CD	LOC DESC	SLOC	FA TYPE	CUSTODIAN NAME	END USER	ACQ DATE	NET BOOK VALUE
PW50271	P0058488	DELL OPTIPILEX 7090 PERFORMANCE	DELL	OPTIPILEX 7090	J4ZD2N3	L550	Lawndale - 4055 W. Marine Av (RMD 232/432)	8632	P	ANGELO QUIHUIZ	SIMMS, CAPICE	04/13/2022	982.29
PW50284	P0058816	DELL P2422H - 24INCH	DELL	P2422H	BZ3NSM3	L550	Lawndale - 4055 W. Marine Av (RMD 232/432)	8632	P	ANGELO QUIHUIZ	SIMMS, CAPICE	04/20/2022	171.45
PW50285	P0058817	DELL P2422H - 24INCH	DELL	P2422H	CR5NSM3	L550	Lawndale - 4055 W. Marine Av (RMD 232/432)	8632	P	ANGELO QUIHUIZ	SIMMS, CAPICE	04/20/2022	171.46
PW50620	P0059618	DELL P2722H - 27INCH	DELL	P2722H	FVLPCH3	L550	Lawndale - 4055 W. Marine Av (RMD 232/432)	8632	P	ANGELO QUIHUIZ	SIMMS, CAPICE	06/28/2022	208.73
PW50621	P0059619	DELL P2722H - 27INCH	DELL	P2722H	1ZLPH3	L550	Lawndale - 4055 W. Marine Av (RMD 232/432)	8632	P	ANGELO QUIHUIZ	SIMMS, CAPICE	06/28/2022	208.73
PW53317	P0053525	OPTIPILEX 7060 PERF DESKTOP	DELL	OPTIPILEX 7060	2CV47X2	L550	Lawndale - 4055 W. Marine Av (RMD 232/432)	8632	P	ANGELO QUIHUIZ	QUIHUIZ, ANGELO	05/30/2019	886.82
PW53338	P0053546	OPTIPILEX 7060 PERF DESKTOP	DELL	OPTIPILEX 7060	2CZ67X2	L550	Lawndale - 4055 W. Marine Av (RMD 232/432)	8632	P	ANGELO QUIHUIZ	QUIHUIZ, ANGELO	05/30/2019	886.82
PW56325	P0057270	APPLE IPHONE XR 64GB BLACK	APPLE	IPHONE XR	FFYCV7G0KXKN	L550	Lawndale - 4055 W. Marine Av (RMD 232/432)	8632	P	ANGELO QUIHUIZ	SANCHEZ, ZION	11/19/2020	101.24
PW56516	P0057372	APPLE IPHONE XR 64GB BLACK	APPLE	IPHONE XR	DX3DRME3KXKN	L550	Lawndale - 4055 W. Marine Av (RMD 232/432)	8632	P	ANGELO QUIHUIZ	QUIHUIZ, ANGELO	01/06/2021	101.24
PW60278	P0063025	DELL P2422H - 24INCH	DELL	P2422H	CWX48W3	A223	Alhambra - 1000 S. Fremont Ave. 91803 (Braun 4th Fl)	9400	P	ANGELO QUIHUIZ	N/A	09/20/2023	259.03
PW60279	P0063026	DELL P2422H - 24INCH	DELL	P2422H	4CZ48W3	A223	Alhambra - 1000 S. Fremont Ave. 91803 (Braun 4th Fl)	9400	P	ANGELO QUIHUIZ	N/A	09/20/2023	259.02
PW60331	P0063782	DELL P2422H - 24INCH	DELL	P2422H	C65Z7W3	L550	Lawndale - 4055 W. Marine Av (RMD 232/432)	8632	P	ANGELO QUIHUIZ	N/A	09/25/2023	259.02
PW60332	P0063783	DELL P2422H - 24INCH	DELL	P2422H	5V4Z7W3	L550	Lawndale - 4055 W. Marine Av (RMD 232/432)	8632	P	ANGELO QUIHUIZ	N/A	09/25/2023	259.02
PW60333	P0063784	DELL P2422H - 24INCH	DELL	P2422H	JZ3Z7W3	L550	Lawndale - 4055 W. Marine Av (RMD 232/432)	8632	P	ANGELO QUIHUIZ	N/A	09/25/2023	259.02
PW61529	P0061216	DELL OPTIPILEX 7000 PERFORMANCE	DELL	OPTIPILEX 7000	4CX57V3	L550	Lawndale - 4055 W. Marine Av (RMD 232/432)	8632	P	ANGELO QUIHUIZ	N/A	03/08/2023	1,289.79
PW61532	P0061219	DELL OPTIPILEX 7000 PERFORMANCE	DELL	OPTIPILEX 7000	5CX57V3	L550	Lawndale - 4055 W. Marine Av (RMD 232/432)	8632	P	ANGELO QUIHUIZ	N/A	03/08/2023	1,289.79

**Los Angeles County Public Works  
Detailed eCAPS Reporting System (DeRS)  
ASSETS BY CUSTODIAN**

DIVISION: 49400 Sewer Maintenance Division - Administration  
CUSTODIAN: PWAQUIHUIZ  
CUSTODIAN NAME: ANGELO QUIHUIZ

TAG NUMBER	FA NUMBER	ASSET DESC	MANUFACTURER	MODEL NUMBER	SR NUMBER	LOC CD	LOC DESC	SLOC	FA TYPE	CUSTODIAN NAME	END USER	ACQ DATE	NET BOOK VALUE
PW61535	P0061222	DELL OPTIPILEX 7000 PERFORMANCE	DELL	OPTIPILEX 7000	6CX57V3	L550	Lawndale - 4055 W. Marine Av (RMD 232/432)	8632	P	ANGELO QUIHUIZ	N/A	03/08/2023	1,289.79
PW63589	P0065697	DELL L.A.TITUDE 5550 - 15INCH PERFORMANCE	DELL	L.A.TITUDE 5550	B939Q34	L550	Lawndale - 4055 W. Marine Av (RMD 232/432)	9426	P	ANGELO QUIHUIZ	SIMMS, CAPICE	08/12/2024	1,607.31

<b>Summary</b>												
<b>TOTAL FOR CUSTODIAN: PWAQUIHUIZ</b>											<b>1,130,741.93</b>	<b>TOTAL RECORD COUNT: 34</b>

**Los Angeles County Public Works  
Detailed eCAPS Reporting System (DeRS)  
ASSETS BY CUSTODIAN**

DIVISION: 49400 Sewer Maintenance Division - Administration  
CUSTODIAN: PWAGARDINE  
CUSTODIAN NAME: ANTHONY GARDINER

TAG NUMBER	FA NUMBER	ASSET DESC	MANUFACTURER	MODEL NUMBER	SR NUMBER	LOC CD	LOC DESC	SLOC	FA TYPE	CUSTODIAN NAME	END USER	ACQ DATE	NET BOOK VALUE
06-629	E0050036	2018 FORD F-150 REG CAB 4X2 PICKUP	FORD	F-150	1FTMF1CB2JFE10722	S351	Santa Clarita - 21190 Ctr Pointe Parkway 91350(SntClr Yd)	9425	E	ANTHONY GARDINER	JESSE CISNEROS	01/10/2019	8,047.56
08-075	E0044657	TRUCK 2017/FORD F250 PICKUP REG CAB 4X2	FORD	F250	1FTBF2A61HED45381	S351	Santa Clarita - 21190 Ctr Pointe Parkway 91350(SntClr Yd)	9425	E	ANTHONY GARDINER		08/21/2017	2,317.75
126C-003	E0043509	2017/FREIGHTLINER CNG CUES HYDRO/JETTER FOAMER CAMERA SYS W/	FREIGHTLINER	M2112	1FVAC5DX6HHJF3933	S400	Sta Fe Springs - 1.2015 Shoemaker 90670 (SM Ctr Yd)	9421	E	ANTHONY GARDINER	JUAN ALONSO	04/24/2017	85,868.75
128-021	E0051704	TRUCK RODDER 2019 FORD F-650 REG	FORD	F650	1FDNFAV6KDF03213	D602	Downey - 11282 S. Garfield Ave. 90242 ( Hollydale Yard)	7418	E	ANTHONY GARDINER	FRANK ARELLANO	06/18/2019	76,583.70
128-028	E0066280	2022 FORD F-650 REG CAB RODDER CHASSIS	FORD	F-650	1FDNFA6NDF09815	S351	Santa Clarita - 21190 Ctr Pointe Parkway 91350(SntClr Yd)	9425	E	ANTHONY GARDINER	DOLLITTLE DERAOLD	05/05/2022	48,306.82
129-013	E0017643	TRUCK CREW CAB 2008/ FORD F350 SWR SVC BODY(ORG TAG# 13-456)	FORD	F-350	1FDWW36Y88EE41702	S351	Santa Clarita - 21190 Ctr Pointe Parkway 91350(SntClr Yd)	9425	E	ANTHONY GARDINER	N/A	07/07/2010	0.00
129-025	E0071465	2022 FORD F-550 CREW CAB SEWER INSPECTION TRUCK	FORD	F-550	1FD0W5GN6NED43785	S351	Santa Clarita - 21190 Ctr Pointe Parkway 91350(SntClr Yd)	9425	E	ANTHONY GARDINER	CAPICE SIMMS	02/28/2023	75,530.12
129-026	E0071466	2022 FORD F-550 CREW CAB SEWER INSPECTION TRUCK	FORD	F-550	1FD0W5GNVXNED43787	S351	Santa Clarita - 21190 Ctr Pointe Parkway 91350(SntClr Yd)	9425	E	ANTHONY GARDINER	TIM BOHANNON	02/28/2023	75,530.12
129-028	E0071495	2022 FORD F-550 CREW CAB SEWER INSPECTION TRUCK	FORD	F-550	1FD0W5GN3NED43789	S351	Santa Clarita - 21190 Ctr Pointe Parkway 91350(SntClr Yd)	9425	E	ANTHONY GARDINER	SIMMS CAPICE	03/28/2023	76,247.50
13-574	E0053670	2019 FORD F550 TRUCK UTILITY BODY W/CENTER DUMP & ARROWBOARD	FORD	F550	1FDUF5GY1KDA06518	D602	Downey - 11282 S. Garfield Ave. 90242 ( Hollydale Yard)	7418	E	ANTHONY GARDINER	FRANK ARELLANO	11/19/2019	61,786.45
28-120	E0023979	TRUCK 2012/FREIGHTLINER M2 VACALL HYDRO VACUUM	FREIGHTLINER	M2	1FVAC3B57CHBP9386	S351	Santa Clarita - 21190 Ctr Pointe Parkway 91350(SntClr Yd)	9425	E	ANTHONY GARDINER	N/A	02/29/2012	0.00
28C-023	E0076606	2023 FREIGHTLINER 1145D GAPVAX MC1110 COMBINATION SEWER...	FREIGHTLINER	1145D	1FVHG3FT8PHUF6552	S351	Santa Clarita - 21190 Ctr Pointe Parkway 91350(SntClr Yd)	9425	E	ANTHONY GARDINER	GARDINER JR ANTHONY E	05/03/2024	694,001.88
PW31410	P0031175	MONITOR DELL UL TRASHARP 1908WFP	DELL	UL TRASHARP	CN0GP0047287284R1W25	S351	Santa Clarita - 21190 Ctr	9425	P	ANTHONY GARDINER	JESSE CISNEROS	07/22/2008	229.86

**Los Angeles County Public Works  
Detailed eCAPS Reporting System (DeRS)  
ASSETS BY CUSTODIAN**

DIVISION: 49400 Sewer Maintenance Division - Administration  
CUSTODIAN: PWAGARDINE  
CUSTODIAN NAME: ANTHONY GARDINER

TAG NUMBER	FA NUMBER	ASSET DESC	MANUFACTURER	MODEL NUMBER	SR NUMBER	LOC CD	LOC DESC	SLOC	FA TYPE	CUSTODIAN NAME	END USER	ACQ DATE	NET BOOK VALUE
				1908WFP			Pointe Parkway 91350(SntClrYd)						
PW35438	P0036713	HP LA2405WG	HP	LA2405WG	CN41500J20	S351	Santa Clarita - 21190 Ctr Pointe Parkway 91350(SntClrYd)	9425	P	ANTHONY GARDINER	TIARA CARLUTHERS	02/09/2012	238.16
PW39745	P0042731	HP LA2405X MONITOR	HP	LA2405X	CN44290KLS	S351	Santa Clarita - 21190 Ctr Pointe Parkway 91350(SntClrYd)	9425	P	ANTHONY GARDINER	TIARA CARLUTHERS	09/19/2014	250.78
PW47612	P0049613	DELL OPTIPILEX 7440 AIO - BUSINESS ALL-IN-ONE	DELL	7440 AIO	2MT4JL2	S351	Santa Clarita - 21190 Ctr Pointe Parkway 91350(SntClrYd)	9425	P	ANTHONY GARDINER	COMMUNITY	10/11/2017	868.44
PW51373	P0051133	DELL OPTIPILEX 7450 AIO - BUSINESS ALL-IN-ONE	DELL	7450 AIO	8DHFQX2	S351	Santa Clarita - 21190 Ctr Pointe Parkway 91350(SntClrYd)	9425	P	ANTHONY GARDINER	COMMUNITY	07/17/2018	1,018.35
PW51766	P0051334	DELL OPTIPILEX 7445 AIO - PERFORMANCE ALL-IN-ONE	DELL	7450 AIO	76WRHQ2	S351	Santa Clarita - 21190 Ctr Pointe Parkway 91350(SntClrYd)	9425	P	ANTHONY GARDINER	ALFREDO DURAN	09/10/2018	1,372.31
PW53309	P0053517	OPTIPILEX 7060 PERF DESKTOP	DELL	OPTIPILEX 7060	2D167X2	S351	Santa Clarita - 21190 Ctr Pointe Parkway 91350(SntClrYd)	9425	P	ANTHONY GARDINER	ANTHONY E GARDINER JR	05/30/2019	886.82
PW57107	P0056878	DELL OPTIPILEX 7080 PERFORMANCE	DELL	OPTIPILEX 7080	BCH8ZC3	S351	Santa Clarita - 21190 Ctr Pointe Parkway 91350(SntClrYd)	9425	P	ANTHONY GARDINER	N/A	04/16/2021	933.28
PW57138	P0056909	DELL OPTIPILEX 7080 PERFORMANCE	DELL	OPTIPILEX 7080	BCH50C3	S351	Santa Clarita - 21190 Ctr Pointe Parkway 91350(SntClrYd)	9425	P	ANTHONY GARDINER	GARDINER, ANTHONY	04/16/2021	933.28
PW57164	P0056935	DELL OPTIPILEX 7080 PERFORMANCE	DELL	OPTIPILEX 7080	BCL50C3	S351	Santa Clarita - 21190 Ctr Pointe Parkway 91350(SntClrYd)	9425	P	ANTHONY GARDINER	N/A	04/16/2021	933.28
PW57177	P0056948	DELL OPTIPILEX 7080 PERFORMANCE	DELL	OPTIPILEX 7080	BCL40C3	S351	Santa Clarita - 21190 Ctr Pointe Parkway 91350(SntClrYd)	9425	P	ANTHONY GARDINER	N/A	04/16/2021	933.27
PW57773	P0058792	DELL P2719H - 27 INCH	DELL	P2719H	82TTT83	S351	Santa Clarita - 21190 Ctr Pointe Parkway 91350(SntClrYd)	9425	P	ANTHONY GARDINER	GARDINER, ANTHONY	08/23/2021	219.03
PW57774	P0058793	DELL P2719H - 27 INCH	DELL	P2719H	22TTT83	S351	Santa Clarita - 21190 Ctr Pointe Parkway	9425	P	ANTHONY GARDINER	GARDINER, ANTHONY	08/23/2021	219.03

**Los Angeles County Public Works  
Detailed eCAPS Reporting System (DeRS)  
ASSETS BY CUSTODIAN**

DIVISION: 49400 Sewer Maintenance Division - Administration  
CUSTODIAN: PWAGARDINE  
CUSTODIAN NAME: ANTHONY GARDINER

TAG NUMBER	FA NUMBER	ASSET DESC	MANUFACTURER	MODEL NUMBER	SR NUMBER	LOC CD	LOC DESC	SLOC	FA TYPE	CUSTODIAN NAME	END USER	ACQ DATE	NET BOOK VALUE
PW57801	P0058769	DELL P2419H - 24 INCH	DELL	P 2419H	7NMZPF3	S351	91350(SntClrYd) Santa Clarita - 21190 Ctr Pointe Parkway 91350(SntClrYd)	9425	P	ANTHONY GARDINER	GARDINER, ANTHONY	08/26/2021	171.47
PW57802	P0058770	DELL P2419H - 24 INCH	DELL	P 2419H	7S2SPD3	S351	91350(SntClrYd) Santa Clarita - 21190 Ctr Pointe Parkway 91350(SntClrYd)	9425	P	ANTHONY GARDINER	GARDINER, ANTHONY	08/26/2021	171.46
PW58440	P0059261	VERIZON INSEEGO 5G HOTSPOT	INSEEGO	M2100 5G UW	990016241161262	S351	91350(SntClrYd) Santa Clarita - 21190 Ctr Pointe Parkway 91350(SntClrYd)	9425	P	ANTHONY GARDINER	GARDINER, ANTHONY	01/27/2022	290.99
PW58617	P0058586	DELL 27" MONITOR P.2722H	DELL	27" MONITOR P.2722H	H3PWFC3	S351	91350(SntClrYd) Santa Clarita - 21190 Ctr Pointe Parkway 91350(SntClrYd)	9425	P	ANTHONY GARDINER	N/A	03/02/2022	208.73
PW58791	P0058152	DELL OPTIPLX 7090 PERFORMANCE	DELL	OPTIPLX 7090	GQGGLM3	S351	91350(SntClrYd) Santa Clarita - 21190 Ctr Pointe Parkway 91350(SntClrYd)	9425	P	ANTHONY GARDINER	N/A	02/28/2022	982.28
PW61261	P0061961	DELL P.2422H - 24INCH	DELL	P.2422H	4LVRMQ3	S351	91350(SntClrYd) Santa Clarita - 21190 Ctr Pointe Parkway 91350(SntClrYd)	9425	P	ANTHONY GARDINER	N/A	01/30/2023	259.02
PW61519	P0061206	DELL OPTIPLX 7000 PERFORMANCE	DELL	OPTIPLX 7000	GCX57V3	A200	Alhambra - 900 S. Fremont Ave. 91803 (HQ Basement)	5715	P	ANTHONY GARDINER	FREEMAN, SHANE	03/08/2023	1,289.79
PW61637	P0062530	APPLE TV 4K - M9893LL/A	APPLE	TV 4K	SJ3132Y36D7	S351	91350(SntClrYd) Santa Clarita - 21190 Ctr Pointe Parkway 91350(SntClrYd)	9425	P	ANTHONY GARDINER	N/A	05/19/2023	158.76
PW62244	P0062562	VIEWSONIC IFP6550 - 65 INCH TOUCH	VIEWSONIC	IFP6550	X392303131D0	S351	91350(SntClrYd) Santa Clarita - 21190 Ctr Pointe Parkway 91350(SntClrYd)	9425	P	ANTHONY GARDINER	N/A	06/12/2023	2,573.71
PW62436	P0063255	DELL LATITUDE 5540 - PERFORMANCE	DELL	LATITUDE 5540	JHFLS3	S351	91350(SntClrYd) Santa Clarita - 21190 Ctr Pointe Parkway 91350(SntClrYd)	9425	P	ANTHONY GARDINER	N/A	06/30/2023	1,732.07

TOTAL FOR CUSTODIAN: PWAGARDINE													TOTAL RECORD COUNT: 35
<b>Summary</b>													<b>1,221,094.82</b>

**Los Angeles County Public Works  
Detailed eCAPS Reporting System (DeRS)  
ASSETS BY CUSTODIAN**

DIVISION: 49400 Sewer Maintenance Division - Administration  
CUSTODIAN: PWDCLARK  
CUSTODIAN NAME: DAJUAN CLARK

TAG NUMBER	FA NUMBER	ASSET DESC	MANUFACTURER	MODEL NUMBER	SR NUMBER	LOC CD	LOC DESC	SLOC	FA TYPE	CUSTODIAN NAME	END USER	ACQ DATE	NET BOOK VALUE
06-446	E0029393	TRUCK 2013/FORD F-150 EXT CAB 2WD PICKUP	FORD	F150	1FTFX1CT1DKF98918	L851	Los Angeles - 1129 E. 59th St 90001 (SM South Yard)	9422	E	DAJUAN CLARK	SIMMS, CAPICE	01/06/2014	0.00
06-616	E0049302	2018 FORD F-150 EXT CAB 4X2 PICKUP	FORD	F-150	1FTEX1CB7JFE10734	L851	Los Angeles - 1129 E. 59th St 90001 (SM South Yard)	9422	E	DAJUAN CLARK	PAUL BRADFORD	12/19/2018	7,467.16
06-627	E0049864	2018 FORD F-150 REG CAB 4X2 PICKUP	FORD	F-150	1FTMF1CB9JFE10720	L851	Los Angeles - 1129 E. 59th St 90001 (SM South Yard)	9422	E	DAJUAN CLARK	JOHNSON, DEWAYNE	01/10/2019	8,047.56
08-074	E0044656	TRUCK 2017/FORD F250 PICKUP REG CAB 4X2	FORD	F250	1FTBF2A6XHED45380	L851	Los Angeles - 1129 E. 59th St 90001 (SM South Yard)	9422	E	DAJUAN CLARK	SIMMS CAPICE	08/21/2017	2,317.75
08-896	1058797AX	TRUCK CHEV/2002 2500 PICKUP	CHEVROLET	2500	1GCHC24U32E128936	L851	Los Angeles - 1129 E. 59th St 90001 (SM South Yard)	9422	E	DAJUAN CLARK	DAJUAN CLARK	11/01/2001	0.00
08-992	1063378	TRUCK FORD/06 F-250 PICK UP REG CAB 4X2	FORD	F-250	1FTNF20306EA24824	L851	Los Angeles - 1129 E. 59th St 90001 (SM South Yard)	9422	E	DAJUAN CLARK	DARRELL CARTER	06/01/2006	0.00
126C-004	E0043515	2017/FREIGHTLINER CNG CUES HYDRO/JETTER FOAMER CAMERA SYS W/	FREIGHTLINER	M2112	1FVAC5DX4HHJF3932	L851	Los Angeles - 1129 E. 59th St 90001 (SM South Yard)	9422	E	DAJUAN CLARK	SIMMS, CAPICE	04/24/2017	85,868.75
126C-010	E0067365	2022 TRUCK CUES HYDRO/JETTER W/FOAMER & CAMERA SYSTEM CNG	FREIGHTLINER	1145D	1FVAG3FT1PHNF1925	L851	Los Angeles - 1129 E. 59th St 90001 (SM South Yard)	9422	E	DAJUAN CLARK	ANGELO QUIHUJIZ	10/02/2022	351,542.59
126C-011	E0077586	2023 FREIGHTLINER 1145D JETTER TRUCK W/MOUNTED FLUSHER & ...	FREIGHTLINER	1145D	1FVAG3FT2PHJF5849	L851	Los Angeles - 1129 E. 59th St 90001 (SM South Yard)	9422	E	DAJUAN CLARK	DAJUAN CLARK	07/18/2024	512,972.61
126C-012	E0077587	2023 FREIGHTLINER 1145D JETTER TRUCK W/MOUNTED FLUSHER & ...	FREIGHTLINER	1145D	1FVAG3FT9PHJF5850	A223	Alhambra - 1000 S. Fremont Ave. 91803 (Braun 4th Fl)	9420	E	DAJUAN CLARK	DAJUAN CLARK	07/18/2024	512,972.62
128-004	E0020655	TRUCK 2011/FORD F-450 CREW CAB XLT SEWER INSP (ORI.TAG#13-463	FORD	F-450	1FD9W4G7BEA63493	L851	Los Angeles - 1129 E. 59th St 90001 (SM South Yard)	9422	E	DAJUAN CLARK	SIMMS CAPICE	12/21/2010	0.00
128-007	1054124BX	TRUCK 98 GMC RODDER DIESEL (ORI.TAG#21-204)	GENERAL MOTOR CO	TC6H042	1DGD6H19WJ507092	L851	Los Angeles - 1129 E. 59th St 90001 (SM South Yard)	9422	E	DAJUAN CLARK	SIMMS, CAPICE	04/01/1998	0.00
128-025	E0066277	2022 FORD F-650 REG CAB RODDER CHASSIS	FORD	F-650	1FDNF6AN0NDF09812	L851	Los Angeles - 1129 E. 59th St 90001 (SM South Yard)	9422	E	DAJUAN CLARK	ANGELO QUIHUJIZ	05/05/2022	48,306.82
128-027	E0066279	2022 FORD F-650 REG CAB RODDER CHASSIS	FORD	F-650	1FDNF6AN4NDF09814	L851	Los Angeles - 1129 E. 59th St 90001 (SM South Yard)	9422	E	DAJUAN CLARK	JOHNSON DEWAYNE	05/05/2022	48,306.82
129-017	E0007551	TRUCK FORD/06 F350 REG CAB SWR/UTILITY (ORI.TAG#13-415)	FORD	F350 XL SUPER DUTY	1FDWF36Y86EC6405	L851	Los Angeles - 1129 E. 59th St 90001 (SM South Yard)	9422	E	DAJUAN CLARK	JOHNSON, DEWAYNE	04/01/2008	0.00
129-018	E0007920	TRUCK FORD/06 F350 SEWER INSPECT UTILITY (ORI.TAG#13-416)	FORD	F350	1FDWF36Y26EC6402	L851	Los Angeles - 1129 E. 59th St 90001 (SM South Yard)	9422	E	DAJUAN CLARK	SIMMS, CAPICE	04/01/2008	0.00
129-019	E0070872	2022 FORD F-550 CREW CAB SEWER	FORD	F-550	1FD0W5GN9NED43781	L851	Los Angeles - 1129 E. 59th St 90001 (SM South Yard)	9422	E	DAJUAN CLARK	PAUL BRADFORD	12/28/2022	73,941.63

**Los Angeles County Public Works  
Detailed eCAPS Reporting System (DeRS)  
ASSETS BY CUSTODIAN**

DIVISION: 49400 Sewer Maintenance Division - Administration  
CUSTODIAN: PWDCLARK  
CUSTODIAN NAME: DAJUAN CLARK

TAG NUMBER	FA NUMBER	ASSET DESC	MANUFACTURER	MODEL NUMBER	SR NUMBER	LOC CD	LOC DESC	SLOC	FA TYPE	CUSTODIAN NAME	END USER	ACQ DATE	NET BOOK VALUE
		INSPECTION TRUCK					St 90001 (SM South Yard)						
129-022	E0070915	2022 FORD F-550 CREW CAB SEWER INSPECTION TRUCK	FORD	F-550	1FD0W5GN2NED43783	L851	Los Angeles - 1129 E. 59th St 90001 (SM South Yard)	9422	E	DAJUAN CLARK	CAPICE SIMMS	01/24/2023	74,633.39
129-023	E0071253	2022 FORD F-550 CREW CAB SEWER INSPECTION TRUCK	FORD	F-550	1FD0W5GM4NED43784	L851	Los Angeles - 1129 E. 59th St 90001 (SM South Yard)	9422	E	DAJUAN CLARK	SMD SOUTH YARD CREW	01/30/2023	74,787.12
129-024	E0070916	2022 FORD F-550 CREW CAB SEWER INSPECTION TRUCK	FORD	F-550	1FD0W5GN8NED43786	L851	Los Angeles - 1129 E. 59th St 90001 (SM South Yard)	9422	E	DAJUAN CLARK	PRYOR JAMES E	01/24/2023	74,633.39
13-340	1059195	TRUCK FORD/03 PICKUP W/ LIFT GATE	FORD	F-350	1FTWF32563ED60261	L851	Los Angeles - 1129 E. 59th St 90001 (SM South Yard)	9422	E	DAJUAN CLARK	JOHNSON, DEWAYNE	10/01/2003	0.00
13-390	E0002926	VAN FORD/07 E-450 TV CAMERA	FORD	E-450	1FDXE45SX7DA05562	L851	Los Angeles - 1129 E. 59th St 90001 (SM South Yard)	9422	E	DAJUAN CLARK	SIMMS, CAPICE	02/01/2007	0.00
13-396	E0005084	TRUCK GMC/07 C5500 UTIL/DMP W/A-BOARD	GMC	C-5500	1GDE5C1G37F416759	L851	Los Angeles - 1129 E. 59th St 90001 (SM South Yard)	9422	E	DAJUAN CLARK	JOHNSON, DEWAYNE	08/01/2007	0.00
13-475	E0022559	TRUCK FORD/2011 F-550 REG CAB FLATBED W/LIFTGATE	FORD	F-550	1FDUF5GY4BEA37594	L851	Los Angeles - 1129 E. 59th St 90001 (SM South Yard)	9422	E	DAJUAN CLARK	SIMMS, CAPICE	06/29/2011	0.00
13-558	E0050941	TRUCK 2019 FORD F450 CUES TV/CAMERA VAN	FORD	E450	1FDXE4F5XKXC08555	L851	Los Angeles - 1129 E. 59th St 90001 (SM South Yard)	9422	E	DAJUAN CLARK	JOHNSON, DEWAYNE	03/27/2019	57,209.75
13-576	E0054623	2019 FORD F-450 XL REG CAB FLAT STAKE BED W/1565776	FORD	F-450	1FDUF4GY9KDA08530	L851	Los Angeles - 1129 E. 59th St 90001 (SM South Yard)	9422	E	DAJUAN CLARK	JOHNSON, DEWAYNE	02/26/2020	41,066.74
13-615	E0065698	2022 FORD F-350 REG CAB TRUCK W/LIFTGATE	FORD	F-350	1FTRF3C69NED16465	L851	Los Angeles - 1129 E. 59th St 90001 (SM South Yard)	9422	E	DAJUAN CLARK	JOHNSON, DEWAYNE	04/01/2022	34,292.45
21-327	E0052608	TRUCK 2018 FORD F650 REG CAB BRICK LAYER TRUCK	FORD	F-650	1FDNF6AY6JDF04036	L851	Los Angeles - 1129 E. 59th St 90001 (SM South Yard)	9422	E	DAJUAN CLARK	JOHNSON, DEWAYNE	07/03/2019	98,128.81
24-135	E0021438	TRUCK 2011/FREIGHTLINER M2106/5 CUBIC YARD DUMP BODY	FREIGHTLINER	M2106	1FVAC2BSXBHA28634	L851	Los Angeles - 1129 E. 59th St 90001 (SM South Yard)	9422	E	DAJUAN CLARK	SIMMS, CAPICE	03/22/2011	0.00
28-122	E0025634	TRUCK VACTOR 2013/MACK GAP VAX MC1510 JET/VAC	MACK	GU713	1M2AX07C0DM014376	L851	Los Angeles - 1129 E. 59th St 90001 (SM South Yard)	9422	E	DAJUAN CLARK	SIMMS, CAPICE	07/30/2012	0.00
28C-015	E0056790	2020 FREIGHTLINER 1145D GAPVAX MC1110 VACTOR TRUCK CNG	FREIGHTLINER	1145D	1FVHG3FT6LHMD8223	L851	Los Angeles - 1129 E. 59th St 90001 (SM South Yard)	9422	E	DAJUAN CLARK	PAUL BRADFORD	08/27/2020	443,000.91
41-150	E0022181	COMPRESSOR TRAILER MTD 2011/DOOSAN INGERSOLL RAND P185 WJD	DOOSAN INTERNATIONAL USA	P185WJD	4FVACBDA5BU423731	L851	Los Angeles - 1129 E. 59th St 90001 (SM South Yard)	9422	E	DAJUAN CLARK	JOHNSON, DEWAYNE	06/09/2011	1,833.54
88-729	E0053415	PUMP TRAILER MOUNTED 2019/MSG GODWIN NC1505 6" SF#18647143/02	MSG INC	NC1505	16MPF091XJD077681	L851	Los Angeles - 1129 E. 59th St 90001 (SM South Yard)	9422	E	DAJUAN CLARK	JOHNSON, DEWAYNE	11/04/2019	69,378.96

**Los Angeles County Public Works  
Detailed eCAPS Reporting System (DeRS)  
ASSETS BY CUSTODIAN**

DIVISION: 49400 Sewer Maintenance Division - Administration  
CUSTODIAN: PWDCLARK  
CUSTODIAN NAME: DAJUAN CLARK

TAG NUMBER	FA NUMBER	ASSET DESC	MANUFACTURER	MODEL NUMBER	SR NUMBER	LOC CD	LOC DESC	SLOC	FA TYPE	CUSTODIAN NAME	END USER	ACQ DATE	NET BOOK VALUE
98-117	E0061563	2021 CATERPILLAR GP33N5 FORKLIFT PROPANE	CATERPILLAR	GP33N5	AT13G51144	L851	Los Angeles - 1129 E. 59th St 90001 (SM South Yard)	9422	E	DAJUAN CLARK	JOHNSON, DEWAYNE	07/09/2021	31,171.20
DBW071 01	P0006576	BLOWER SUPER VAC P244C PORT	SUPER VA	P244C	914081	L851	Los Angeles - 1129 E. 59th St 90001 (SM South Yard)	9422	P	DAJUAN CLARK	SIMMS, CAPICE	08/01/1991	2,197.58
DGP693 01	P0006607	GENERATOR ONAN ELEC PORT	ONAN	PRO4000E	1009858	L851	Los Angeles - 1129 E. 59th St 90001 (SM South Yard)	9422	P	DAJUAN CLARK	SIMMS, CAPICE	08/01/1990	1,197.74
DMC274 01	P0006647	MIXER CEMENT WHITEMAN	WHITEMAN	WC91R	MG25317	L851	Los Angeles - 1129 E. 59th St 90001 (SM South Yard)	9422	P	DAJUAN CLARK	JOHNSON, DEWAYNE	08/01/1994	3,263.47
DPW493 01	1051499	TRASH PUMP 4" SKID MOUNTED	WACKER	PTS4H	655801163	L851	Los Angeles - 1129 E. 59th St 90001 (SM South Yard)	9422	E	DAJUAN CLARK	SIMMS, CAPICE	08/01/1994	0.00
DSM065 01	P0006653	CLEANER WASHER COMBO ALKOTA PORT	ALKOTA	4212T	153002	L851	Los Angeles - 1129 E. 59th St 90001 (SM South Yard)	9422	P	DAJUAN CLARK	SIMMS, CAPICE	04/01/1992	3,301.63
I378229 01	P0006834	JACK-HEIN/WERNER TON			M-X-10=10	L851	Los Angeles - 1129 E. 59th St 90001 (SM South Yard)	9422	P	DAJUAN CLARK	JOHNSON, DEWAYNE	05/01/1983	1,062.66
I378259 01	P0006837	WELDER ARC-HOBART			82W503740	L851	Los Angeles - 1129 E. 59th St 90001 (SM South Yard)	9422	P	DAJUAN CLARK	JOHNSON, DEWAYNE	09/01/1983	1,276.94
I413948 01	P0006923	AIR COMPRESSOR-SULLAIR			07100923	L851	Los Angeles - 1129 E. 59th St 90001 (SM South Yard)	9422	P	DAJUAN CLARK	JOHNSON, DEWAYNE	04/01/1982	2,422.10
I430086 01	P0006994	HOIST MD-ECMT-4008-1-10			P2-195A	L851	Los Angeles - 1129 E. 59th St 90001 (SM South Yard)	9422	P	DAJUAN CLARK	SIMMS, CAPICE	05/01/1985	2,499.56
I465058 01	P0007139	SAW BAND M#HYBS 7C			M4-900123	L851	Los Angeles - 1129 E. 59th St 90001 (SM South Yard)	9422	P	DAJUAN CLARK	JOHNSON, DEWAYNE	03/01/1990	1,876.16
I490887 01	P0007236	PAVEMENT BREAKER			83660	L851	Los Angeles - 1129 E. 59th St 90001 (SM South Yard)	9422	P	DAJUAN CLARK	JOHNSON, DEWAYNE	12/01/1988	1,851.06
I543894 01	P0007756	SELF RETRACTABLE LIFELINE			911656 / V11656M	L851	Los Angeles - 1129 E. 59th St 90001 (SM South Yard)	9422	P	DAJUAN CLARK	JOHNSON, DEWAYNE	04/01/1992	2,085.84
I543895 01	P0007757	SELF RETRACTABLE LIFELINE			911657 / V11657M	L851	Los Angeles - 1129 E. 59th St 90001 (SM South Yard)	9422	P	DAJUAN CLARK	JOHNSON, DEWAYNE	04/01/1992	2,085.84
I543896 01	P0007758	SELF RETRACTABLE LIFELINE			911658 / V11658M	L851	Los Angeles - 1129 E. 59th St 90001 (SM South Yard)	9422	P	DAJUAN CLARK	JOHNSON, DEWAYNE	04/01/1992	2,085.84
I543897 01	P0007759	DYNA HOST TRIPOD SYS F/CONFINED SPACE	PACIFIC SAFETY E	506213	H0213	L851	Los Angeles - 1129 E. 59th St 90001 (SM South Yard)	9422	P	DAJUAN CLARK	JOHNSON, DEWAYNE	04/01/1992	2,085.84
I543898 01	P0007760	DYNA HOST TRIPOD SYS F/CONFINED SPACE	PACIFIC SAFETY E	506213	H0221	L851	Los Angeles - 1129 E. 59th St 90001 (SM South Yard)	9422	P	DAJUAN CLARK	JOHNSON, DEWAYNE	04/01/1992	2,085.84

**Los Angeles County Public Works  
Detailed eCAPS Reporting System (DeRS)  
ASSETS BY CUSTODIAN**

DIVISION: 49400 Sewer Maintenance Division - Administration  
CUSTODIAN: PWDCLARK  
CUSTODIAN NAME: DAJUAN CLARK

TAG NUMBER	FA NUMBER	ASSET DESC	MANUFACTURER	MODEL NUMBER	SR NUMBER	LOC CD	LOC DESC	SLOC	FA TYPE	CUSTODIAN NAME	END USER	ACQ DATE	NET BOOK VALUE
I543899 01	P0007761	DYNA HOST TRIPOD SYS F/CONFINED SPACE	PACIFIC SAFETY E	506213	H0202	L851	Los Angeles - 1129 E. 59th St 90001 (SM South Yard)	9422	P	DAJUAN CLARK	JOHNSON, DEWAYNE	04/01/1992	2,085.84
I543900 01	P0007762	DYNA HOST TRIPOD SYS F/CONFINE SPACE	PACIFIC SAFETY E	506213	H0218	L851	Los Angeles - 1129 E. 59th St 90001 (SM South Yard)	9422	P	DAJUAN CLARK	SIMMS, CAPICE	04/01/1992	2,085.84
I543901 01	P0007763	DYNA HOST TRIPOD SYS F/CONFINED SAFETY	PACIFIC SAFETY E	506213	H0207	L851	Los Angeles - 1129 E. 59th St 90001 (SM South Yard)	9422	P	DAJUAN CLARK	SIMMS, CAPICE	04/01/1992	2,085.84
I561877 01	P0007874	SPRAYER INCIDE 550-031			9204024	L851	Los Angeles - 1129 E. 59th St 90001 (SM South Yard)	9422	P	DAJUAN CLARK	SIMMS, CAPICE	05/01/1993	3,962.12
I563220 01	1054193C	CUTTER ROOT LUMBERJACK	LUMBERJACK			L851	Los Angeles - 1129 E. 59th St 90001 (SM South Yard)	9422	E	DAJUAN CLARK	SIMMS, CAPICE	03/01/1999	0.00
I563921 01	E0003016	COMPUTER CAMERA CONTROL SYS SUPERVISION	SUPERVISION	SV-2	5090056 & 5100053	L851	Los Angeles - 1129 E. 59th St 90001 (SM South Yard)	9422	E	DAJUAN CLARK	SIMMS, CAPICE	02/01/2007	0.00
I563922 01	E0003017	COMPUTER WINCAM	SUPERVISION	X11-45391	00045681268309	L851	Los Angeles - 1129 E. 59th St 90001 (SM South Yard)	9422	E	DAJUAN CLARK	JOHNSON,DEWAYNE	02/01/2007	0.00
I564021 01	E0005629	CAMERA INSPECTION SYSTEM SEWER PORTABLE	PELICAN/RIGID	1520	208-07581	L851	Los Angeles - 1129 E. 59th St 90001 (SM South Yard)	9422	E	DAJUAN CLARK	SIMMS, CAPICE	08/01/2007	0.00
I565392 01	E0043516	CUES MARK 3 VIDEO CABLE REEL 1000 FT. W/126C-004	CUES	MARK3	17012502	L851	Los Angeles - 1129 E. 59th St 90001 (SM South Yard)	9422	E	DAJUAN CLARK	SIMMS, CAPICE	04/24/2017	4,611.39
I565393 01	E0043517	CUES PCU MARK 3/DISPLAY CASE W/126C-004	CUES	MARK3	17020103	L851	Los Angeles - 1129 E. 59th St 90001 (SM South Yard)	9422	E	DAJUAN CLARK	SIMMS, CAPICE	04/24/2017	4,774.43
I565394 01	E0043518	CUES TRANSPORTER ASSY. M/C TRACK W/TRIII W/126C-004	CUES	WTRIII	17011701	L851	Los Angeles - 1129 E. 59th St 90001 (SM South Yard)	9422	E	DAJUAN CLARK	SIMMS, CAPICE	04/24/2017	2,209.56
I565395 01	E0043519	CUES CAMERA ASSY. M/C OZIII W/126C-004	CUES	OZIII	17011801	L851	Los Angeles - 1129 E. 59th St 90001 (SM South Yard)	9422	E	DAJUAN CLARK	SIMMS, CAPICE	04/24/2017	4,783.24
I565412 01	E0046451	MESSAGE BOARD TOWABLE 2017 W/ANCO WVTMM-L (NB-069)	WANCO	WVTMM-L	5F1251019H1004639	L851	Los Angeles - 1129 E. 59th St 90001 (SM South Yard)	9422	E	DAJUAN CLARK	JOHNSON,DEWAYNE	03/19/2018	4,030.44
I565623 01	E0050942	GENERATOR CUMMINS POWER GENERATION MTD/13-558	CUES	7HGJAD-2139K	H180393967	L851	Los Angeles - 1129 E. 59th St 90001 (SM South Yard)	9422	E	DAJUAN CLARK	JOHNSON,DEWAYNE	03/27/2019	5,157.66
I565624 01	E0050944	CUES CAMERA ASSY M/C OZIII SONDE LED LSR W/13-558	CUES	MZ300-2D	18092730	L851	Los Angeles - 1129 E. 59th St 90001 (SM South Yard)	9422	E	DAJUAN CLARK	JOHNSON,DEWAYNE	03/27/2019	12,206.26
I565625 01	E0050945	CUES CAMERA ASSY M/C OZIII SONDE LED LSR W/13-558	CUES	MZ300-2D	18092727	L851	Los Angeles - 1129 E. 59th St 90001 (SM South Yard)	9422	E	DAJUAN CLARK	JOHNSON,DEWAYNE	03/27/2019	12,206.26
I565626 01	E0050946	CUES TRANSPORTER ASSY CPR W/REARVIEW CAMERA W/13-558	CUES	WM360	18101986	L851	Los Angeles - 1129 E. 59th St 90001 (SM South Yard)	9422	E	DAJUAN CLARK	JOHNSON,DEWAYNE	03/27/2019	9,842.15

**Los Angeles County Public Works  
Detailed eCAPS Reporting System (DeRS)  
ASSETS BY CUSTODIAN**

DIVISION: 49400 Sewer Maintenance Division - Administration  
CUSTODIAN: PWDCLARK  
CUSTODIAN NAME: DAJUAN CLARK

TAG NUMBER	FA NUMBER	ASSET DESC	MANUFACTURER	MODEL NUMBER	SR NUMBER	LOC CD	LOC DESC	SLOC	FA TYPE	CUSTODIAN NAME	END USER	ACQ DATE	NET BOOK VALUE
I565627 01	E0050947	CUES LIFT ASSY POWER CPR WBULKHEAD ASSY W/13-558	CUES	WM330	18081461	L851	Los Angeles - 1129 E. 59th St 90001 (SM South Yard)	9422	E	DAJUAN CLARK	JOHNSON, DEWAYNE	03/27/2019	2,815.63
I565628 01	E0050948	CUES K2 SUMMIT PCU ASSY MTD/13-558	CUES	MD370	18102904	L851	Los Angeles - 1129 E. 59th St 90001 (SM South Yard)	9422	E	DAJUAN CLARK	JOHNSON, DEWAYNE	03/27/2019	3,292.87
I565629 01	E0050950	CUES K2 SUMMIT CCU ASSY MTD/13-558	CUES	MD680	18101001	L851	Los Angeles - 1129 E. 59th St 90001 (SM South Yard)	9422	E	DAJUAN CLARK	JOHNSON, DEWAYNE	03/27/2019	3,149.68
I565634 01	E0050952	CUES TRANSPORTER ASSY WTR3 WHEELLED W/13-558	CUES	TX361	19041865	L851	Los Angeles - 1129 E. 59th St 90001 (SM South Yard)	9422	E	DAJUAN CLARK	JOHNSON, DEWAYNE	03/27/2019	4,767.70
I565776 01	E0054624	AIR COMPRESSOR NORTH STAR MOUNTED W/13-576	NORTH STAR	459382H	0819 6320	L851	Los Angeles - 1129 E. 59th St 90001 (SM South Yard)	9422	E	DAJUAN CLARK	SIMMS, CAPICE	02/26/2020	3,109.40
PW15357	P0009677	BREATHG APPARATUS SCOTT SCBA S		TCL3F401	99100119	L851	Los Angeles - 1129 E. 59th St 90001 (SM South Yard)	9422	P	DAJUAN CLARK	JOHNSON, DEWAYNE	03/01/1999	1,145.73
PW15358	P0009678	BREATHG APPARATUS SCOTT SCBA S		TCL3F401	99100120	L851	Los Angeles - 1129 E. 59th St 90001 (SM South Yard)	9422	P	DAJUAN CLARK	SIMMS, CAPICE	03/01/1999	1,145.73
PW15359	P0009679	BREATHG APPARATUS SCOTT SCBA S		TCL3F401	99100123	L851	Los Angeles - 1129 E. 59th St 90001 (SM South Yard)	9422	P	DAJUAN CLARK	SIMMS, CAPICE	03/01/1999	1,145.73
PW22217	P0014560	LABELER BROTHER PT9200DX	BROTHER	PT9200DX	U52662-B1A345767	L851	Los Angeles - 1129 E. 59th St 90001 (SM South Yard)	9422	P	DAJUAN CLARK	SIMMS, CAPICE	08/01/2001	400.00
PW28739	P0028787	GENERATOR ONAN CM5500 MOBIL W/13390	ONAN	CM5500 MOBIL W/13390	1060973256	L851	Los Angeles - 1129 E. 59th St 90001 (SM South Yard)	9422	P	DAJUAN CLARK	SIMMS, CAPICE	02/01/2007	3,630.59
PW28741	P0028789	MONITOR SHARP ACQUOS FLT SCREEN W/13-390	SHARP	ACQUOS FLTSCRN	610832902	L851	Los Angeles - 1129 E. 59th St 90001 (SM South Yard)	9422	P	DAJUAN CLARK	SIMMS, CAPICE	02/01/2007	717.16
PW28742	P0028790	MONITOR VIEW SONIC FLT SCREEN W/13-390	VIEW SONIC	VX922 FLTSCRN	PXLJ064039198	L851	Los Angeles - 1129 E. 59th St 90001 (SM South Yard)	9422	P	DAJUAN CLARK	SIMMS, CAPICE	02/01/2007	373.46
PW28743	P0028791	RECORDER VCR/DVD SONY RDRVX530	SONY	RDRVX530 W/13390	60852824	L851	Los Angeles - 1129 E. 59th St 90001 (SM South Yard)	9422	P	DAJUAN CLARK	SIMMS, CAPICE	02/01/2007	403.78
PW28744	P0028792	PRINTER EPSON STYLUS PHOTO R260	EPSON	B411B / PHOTO R260	JKSK010554	L851	Los Angeles - 1129 E. 59th St 90001 (SM South Yard)	9422	P	DAJUAN CLARK	SIMMS, CAPICE	02/01/2007	403.78
PW30744	P0030389	MONITOR DELL UL TRASHARP 1908WFP	DELL	UL TRASHARP 1908WFP	CN0GP004728727B21RFU	L851	Los Angeles - 1129 E. 59th St 90001 (SM South Yard)	9422	P	DAJUAN CLARK	JOHNSON, DEWAYNE	03/01/2008	250.15
PW32871	P0032549	HP L2245WG LCD MONITOR	HP	L2245WG LCD MONITOR	CNK9260BQZ	L851	Los Angeles - 1129 E. 59th St 90001 (SM South Yard)	9422	P	DAJUAN CLARK	SIMMS, CAPICE	09/30/2009	199.49
PW35399	P0036693	HP LA2205WG	HP	LA2205WG	3CQ148B24P	L851	Los Angeles - 1129 E. 59th St 90001 (SM South Yard)	9422	P	DAJUAN CLARK	SIMMS, CAPICE	01/28/2012	189.23

**Los Angeles County Public Works  
Detailed eCAPS Reporting System (DeRS)  
ASSETS BY CUSTODIAN**

DIVISION: 49400 Sewer Maintenance Division - Administration  
CUSTODIAN: PWDCLARK  
CUSTODIAN NAME: DAJUAN CLARK

TAG NUMBER	FA NUMBER	ASSET DESC	MANUFACTURER	MODEL NUMBER	SR NUMBER	LOC CD	LOC DESC	SLOC	FA TYPE	CUSTODIAN NAME	END USER	ACQ DATE	NET BOOK VALUE
PW41186	P0039982	HP LA2405X MONITOR	HP	LA2405X	CN43090ZK	L851	Los Angeles - 1129 E. 59th St 90001 (SM South Yard)	9422	P	DAJUAN CLARK	JOHNSON, DEWAYNE	04/17/2013	250.41
PW42054	P0043343	HP PROBOOK 650 G1 - DESKTOP	HP	650 G1	5CG4455993	L851	Los Angeles - 1129 E. 59th St 90001 (SM South Yard)	9422	P	DAJUAN CLARK	BRADFORD, PAUL	11/19/2014	1,069.29
PW42810	P0043977	HP 2405X - 24 INCH	HP	LA2405X	CN45070G3R	L851	Los Angeles - 1129 E. 59th St 90001 (SM South Yard)	9422	P	DAJUAN CLARK	SIMMS, CAPICE	05/27/2015	225.71
PW44298	P0045430	HARRIS RADIO XG-75	HARRIS	XG-75	A402050045B2	L851	Los Angeles - 1129 E. 59th St 90001 (SM South Yard)	9422	P	DAJUAN CLARK	CLARK, DAJUAN	10/01/2015	2,800.00
PW44587	P0045973	HP E242 - 24 INCH	HP	E242	CN414885Q	L851	Los Angeles - 1129 E. 59th St 90001 (SM South Yard)	9422	P	DAJUAN CLARK	MARTINEZ, WILLIAM	05/25/2016	225.71
PW46516	P0048355	VIEWSONIC VG24395SMH - 24 INCH	VIEWSONIC	VG24395SMH	UBX163543167	L851	Los Angeles - 1129 E. 59th St 90001 (SM South Yard)	9422	P	DAJUAN CLARK	CLARK, DAJUAN	04/11/2017	174.50
PW47299	P0049133	DELL OPTIPLEX 7040 - PERFORMANCE DESKTOP	DELL	7040	8V7NKH2	L851	Los Angeles - 1129 E. 59th St 90001 (SM South Yard)	9422	P	DAJUAN CLARK	CAPICE SIMMS	06/13/2017	759.44
PW47881	P0049903	VIEWSONIC VG22395SMH - 22 INCH	VIEWSONIC	VG22395SMH	UBW173940131	L851	Los Angeles - 1129 E. 59th St 90001 (SM South Yard)	9422	P	DAJUAN CLARK	MARTINEZ, WILLIAM	12/05/2017	141.69
PW48020	P0050102	VIEWSONIC VG24395SMH - 24 INCH	VIEWSONIC	VG24395SMH	UBX175042271	L851	Los Angeles - 1129 E. 59th St 90001 (SM South Yard)	9422	P	DAJUAN CLARK	CAPICE SIMMS	02/06/2018	175.70
PW51967	P0052392	DELL P2419H - 24 INCH	DELL	P2419H	49JWB2	L851	Los Angeles - 1129 E. 59th St 90001 (SM South Yard)	9422	P	DAJUAN CLARK	SIMMS, CAPICE	12/10/2018	162.18
PW52221	P0052340	DELL OPTIPLEX 7050 - PERFORMANCE DESKTOP	DELL	7050	HKSX0T2	L851	Los Angeles - 1129 E. 59th St 90001 (SM South Yard)	9422	P	DAJUAN CLARK	JOHNSON, DEWAYNE	01/09/2019	886.82
PW52404	P0053472	DIGITAL VIDEO CALIPER MICRO IMAGE VMU310 W/13-558	MI	VMU310	31021	L851	Los Angeles - 1129 E. 59th St 90001 (SM South Yard)	9422	P	DAJUAN CLARK	JOHNSON, DEWAYNE	03/27/2019	2,190.00
PW52405	P0053473	DIGITAL VIDEO CALIPER MICRO IMAGE VMU310 W/13-558	MI	VMU310	31041	L851	Los Angeles - 1129 E. 59th St 90001 (SM South Yard)	9422	P	DAJUAN CLARK	JOHNSON, DEWAYNE	03/27/2019	2,190.00
PW52406	P0053474	CUES FLATSCREEN COLOR MONITOR 22" MTD/13-558	CUES	22"		L851	Los Angeles - 1129 E. 59th St 90001 (SM South Yard)	9422	P	DAJUAN CLARK	JOHNSON, DEWAYNE	03/27/2019	557.01
PW52407	P0053475	CUES FLATSCREEN COLOR MONITOR 22" MTD/13-558	CUES	22"		L851	Los Angeles - 1129 E. 59th St 90001 (SM South Yard)	9422	P	DAJUAN CLARK	JOHNSON, DEWAYNE	03/27/2019	557.01
PW52408	P0053476	PRINTER HP OFFICEJET PRO 6230 W/13-558	HP	PRO 6260	TH8716RQW	L851	Los Angeles - 1129 E. 59th St 90001 (SM South Yard)	9422	P	DAJUAN CLARK	JOHNSON, DEWAYNE	03/27/2019	307.89
PW52409	P0053477	MONITOR SAMSUNG 32" FLATSCREEN MTD/13-558	SAMSUNG	32"		L851	Los Angeles - 1129 E. 59th St 90001 (SM South Yard)	9422	P	DAJUAN CLARK	JOHNSON, DEWAYNE	03/27/2019	706.02

**Los Angeles County Public Works  
Detailed eCAPS Reporting System (DeRS)  
ASSETS BY CUSTODIAN**

DIVISION: 49400 Sewer Maintenance Division - Administration  
CUSTODIAN: PWDCLARK  
CUSTODIAN NAME: DAJUAN CLARK

TAG NUMBER	FA NUMBER	ASSET DESC	MANUFACTURER	MODEL NUMBER	SR NUMBER	LOC CD	LOC DESC	SLOC	FA TYPE	CUSTODIAN NAME	END USER	ACQ DATE	NET BOOK VALUE
PW52874	P0053009	DELL P2719H - 27 INCH	DELL	P2719H	7VMHLS2	L851	Los Angeles - 1129 E. 59th St 90001 (SM South Yard)	9422	P	DAJUAN CLARK	PAUL A BRADFORD	04/10/2019	210.04
PW52920	P0053478	LOCATOR PROTOTEK LINE FINDER 2200 W/13-558	PROTOTEK	LF2200	184403	L851	Los Angeles - 1129 E. 59th St 90001 (SM South Yard)	9422	P	DAJUAN CLARK	JOHNSON, DEWAYNE	03/27/2019	1,443.30
PW52968	P0053129	OPTIPLX 7060 PERF DESKTOP	DELL	OPTIPLX 7060 PERF DESKTO	3PDBDW2	L851	Los Angeles - 1129 E. 59th St 90001 (SM South Yard)	9422	P	DAJUAN CLARK	JOHNSON, DEWAYNE	05/01/2019	886.82
PW52969	P0053130	OPTIPLX 7060 PERF DESKTOP	DELL	OPTIPLX 7060 PERF DESKTO	3PCFDW2	L851	Los Angeles - 1129 E. 59th St 90001 (SM South Yard)	9422	P	DAJUAN CLARK	JOHNSON, DEWAYNE	05/01/2019	886.82
PW53650	P0053773	OPTIPLX 7060 PERF DESKTOP	DELL	OPTIPLX 7060	D99H7X2	L851	Los Angeles - 1129 E. 59th St 90001 (SM South Yard)	9422	P	DAJUAN CLARK	PAUL A BRADFORD	06/05/2019	886.82
PW53719	P0053842	OPTIPLX 7060 PERF DESKTOP	DELL	OPTIPLX 7060	D91J7X2	L851	Los Angeles - 1129 E. 59th St 90001 (SM South Yard)	9422	P	DAJUAN CLARK	CLARK, DAJUAN	06/05/2019	886.82
PW55170	P0056049	DELL OPTIPLX 7470 ALL-IN-ONE PERFORMANCE	DELL	OPTIPLX 7470 AIO	8816N23	L851	Los Angeles - 1129 E. 59th St 90001 (SM South Yard)	9422	P	DAJUAN CLARK	JOHNSON, DEWAYNE	01/29/2020	1,384.32
PW55171	P0056050	DELL OPTIPLX 7470 ALL-IN-ONE PERFORMANCE	DELL	OPTIPLX 7470 AIO	8817N23	L851	Los Angeles - 1129 E. 59th St 90001 (SM South Yard)	9422	P	DAJUAN CLARK	JOHNSON, DEWAYNE	01/29/2020	1,384.31
PW55374	P0056057	DELL OPTIPLX 7070 PERFORMANCE	DELL	OPTIPLX 7070	1H5Z2Z3	L851	Los Angeles - 1129 E. 59th St 90001 (SM South Yard)	9422	P	DAJUAN CLARK	CLARK, DAJUAN	03/03/2020	926.93
PW55379	P0055935	DELL P2719H - 27 INCH	DELL	P2719H	GHGXSS2	L851	Los Angeles - 1129 E. 59th St 90001 (SM South Yard)	9422	P	DAJUAN CLARK	JOHNSON, DEWAYNE	03/05/2020	215.55
PW55380	P0055936	DELL P2719H - 27 INCH	DELL	P2719H	DHGXSS2	L851	Los Angeles - 1129 E. 59th St 90001 (SM South Yard)	9422	P	DAJUAN CLARK	JOHNSON, DEWAYNE	03/05/2020	215.55
PW55692	P0056015	VIEWSONIC CDE4302	VIEWSONIC	CDE4302	UDE193700201	L851	Los Angeles - 1129 E. 59th St 90001 (SM South Yard)	9422	P	DAJUAN CLARK	CLARK, DAJUAN	05/06/2020	433.05
PW55693	P0056016	VIEWSONIC CDE4302	VIEWSONIC	CDE4302	UDE193700202	L851	Los Angeles - 1129 E. 59th St 90001 (SM South Yard)	9442	P	DAJUAN CLARK	QUIHUIZ, ANGELO	05/06/2020	433.05
PW55697	P0055999	DELL P2419H - 24 INCH	DELL	P2419H	5N13WW2	L851	Los Angeles - 1129 E. 59th St 90001 (SM South Yard)	9422	P	DAJUAN CLARK	JOHNSON, DEWAYNE	05/06/2020	169.14
PW55718	P0056110	DELL OPTIPLX 7070 PERFORMANCE	DELL	OPTIPLX 7070	6YGQF33	L851	Los Angeles - 1129 E. 59th St 90001 (SM South Yard)	9422	P	DAJUAN CLARK	JOHNSON, DEWAYNE	05/13/2020	926.93
PW55719	P0056111	DELL OPTIPLX 7070 PERFORMANCE	DELL	OPTIPLX 7070	6YHKR33	L851	Los Angeles - 1129 E. 59th St 90001 (SM South Yard)	9422	P	DAJUAN CLARK	JOHNSON, DEWAYNE	05/13/2020	926.93
PW55955	P0056126	DELL OPTIPLX 7070 PERFORMANCE	DELL	OPTIPLX 7070	65B7S33	L851	Los Angeles - 1129 E. 59th St 90001 (SM South Yard)	9422	P	DAJUAN CLARK	JOHNSON, DEWAYNE	06/30/2020	926.93

**Los Angeles County Public Works  
Detailed eCAPS Reporting System (DeRS)  
ASSETS BY CUSTODIAN**

DIVISION: 49400 Sewer Maintenance Division - Administration  
CUSTODIAN: PWDCLARK  
CUSTODIAN NAME: DAJUAN CLARK

TAG NUMBER	FA NUMBER	ASSET DESC	MANUFACTURER	MODEL NUMBER	SR NUMBER	LOC CD	LOC DESC	SLOC	FA TYPE	CUSTODIAN NAME	END USER	ACQ DATE	NET BOOK VALUE
PW56310	P0057243	DELL OPTIPLEX 7080 PERFORMANCE	DELL	OPTIPLEX 7080	G43V673	L851	Los Angeles - 1129 E. 59th St 90001 (SM South Yard)	9422	P	DAJUAN CLARK	N/A	11/16/2020	951.05
PW56312	P0057426	APPLE MQD2LL/A - 4K TV	APPLE	TV 4K	DYSD7HJE1WF	L851	Los Angeles - 1129 E. 59th St 90001 (SM South Yard)	9422	P	DAJUAN CLARK	N/A	11/17/2020	219.40
PW56345	P0058823	VIEWSONIC IIP5550 - 55IN DISPLAY	VIEWSONIC	IIP5550	WA9203700173	L851	Los Angeles - 1129 E. 59th St 90001 (SM South Yard)	9422	P	DAJUAN CLARK	N/A	11/24/2020	1,874.32
PW56573	P0056694	APPLE IPHONE XR 64GB BLACK	APPLE	IPHONE XR	DX3D31MGKXKN	L851	Los Angeles - 1129 E. 59th St 90001 (SM South Yard)	9422	P	DAJUAN CLARK	CLARK, DAJUAN	01/13/2021	101.24
PW56903	P0056709	DELL OPTIPLEX 7080 PERFORMANCE	DELL	OPTIPLEX 7080	73BPZB3	L851	Los Angeles - 1129 E. 59th St 90001 (SM South Yard)	9422	P	DAJUAN CLARK	CLARK, DAJUAN	03/18/2021	933.28
PW56914	P0056720	DELL OPTIPLEX 7080 PERFORMANCE	DELL	OPTIPLEX 7080	73BQZB3	L851	Los Angeles - 1129 E. 59th St 90001 (SM South Yard)	9422	P	DAJUAN CLARK	MARTINEZ, WILLIAM	03/18/2021	933.28
PW57265	P0059554	APPLE IPHONE XR 64GB BLACK	APPLE	IPHONE XR	DX3FHP7KXKN	L851	Los Angeles - 1129 E. 59th St 90001 (SM South Yard)	9422	P	DAJUAN CLARK	JACKSON, JEFFREY	05/26/2021	101.24
PW57873	P0058296	DELL PRECISION 7750 PERFORMANCE	DELL	PRECISION 7750	8C656G3	L851	Los Angeles - 1129 E. 59th St 90001 (SM South Yard)	9422	P	DAJUAN CLARK	JOHNSON, DEWAYNE	09/20/2021	2,038.07
PW58611	P0059047	HP SCANJET PRO 7500 ENTERPRISE SCANNER	HP	SCANJET PRO 7500	SG160113QH	L851	Los Angeles - 1129 E. 59th St 90001 (SM South Yard)	9422	P	DAJUAN CLARK	JOHNSON, DEWAYNE	03/02/2022	1,325.89
PW59539	P0060195	DELL PRECISION 5770 PERFORMANCE	DELL	PRECISION 5770	BT7CTL3	L851	Los Angeles - 1129 E. 59th St 90001 (SM South Yard)	9422	P	DAJUAN CLARK	MARTINEZ, WILLIAM	09/28/2022	2,654.31
PW59921	P0062227	APPLE IPHONE 11 64GB WHITE	APPLE	IPHONE 11	FFWJ52VFN7K	L851	Los Angeles - 1129 E. 59th St 90001 (SM South Yard)	9422	P	DAJUAN CLARK	CARTER, DARRYL	12/01/2022	101.24
PW59924	P0062230	APPLE IPHONE 11 64GB WHITE	APPLE	IPHONE 11	FFWJ5266MN72K	L851	Los Angeles - 1129 E. 59th St 90001 (SM South Yard)	9422	P	DAJUAN CLARK	OCHOA, JAIME	12/01/2022	101.24
PW60762	P0064240	MICROSOFT SURFACE LAPTOP 5 - 15INCH PERFORMANCE	MICROSOFT	SURFACE LAPTOP 5	0F00P6S23373FB	L851	Los Angeles - 1129 E. 59th St 90001 (SM South Yard)	9422	P	DAJUAN CLARK	N/A	02/15/2024	1,864.80
PW60992	P0064533	DELL P2722H - 27INCH	DELL	P2722H	7H6ZFP3	L851	Los Angeles - 1129 E. 59th St 90001 (SM South Yard)	9422	P	DAJUAN CLARK	JOHNSON, DEWAYNE	03/29/2024	306.44
PW61571	P0061258	DELL OPTIPLEX 7000 PERFORMANCE	DELL	OPTIPLEX 7000	3G0T7V3	L851	Los Angeles - 1129 E. 59th St 90001 (SM South Yard)	9422	P	DAJUAN CLARK	CARTER, DARRYL	03/08/2023	1,289.80
PW63597	P0065683	DELL LA TITUDE 5550 - 15 INCH PERFORMANCE	DELL	LA TITUDE 5550	24ZJM34	L851	Los Angeles - 1129 E. 59th St 90001 (SM South Yard)	9422	P	DAJUAN CLARK	N/A	08/14/2024	1,607.31
PW63869	P0065700	DELL P3223DE	DELL	P3223DE	9D8NL04	L851	Los Angeles - 1129 E. 59th St 90001 (SM South Yard)	9422	P	DAJUAN CLARK	N/A	08/23/2024	454.16

**Los Angeles County Public Works  
Detailed eCAPS Reporting System (DeRS)  
ASSETS BY CUSTODIAN**

DIVISION: 49400 Sewer Maintenance Division - Administration  
CUSTODIAN: PWDCLARK  
CUSTODIAN NAME: DAJUAN CLARK

TAG NUMBER	FA NUMBER	ASSET DESC	MANUFACTURER	MODEL NUMBER	SR NUMBER	LOC CD	LOC DESC	SLOC	FA TYPE	CUSTODIAN NAME	END USER	ACQ DATE	NET BOOK VALUE
PW63870	P0065701	DELL P3223DE	DELL	P3223DE	FH8NL04	L851	Los Angeles - 1129 E. 59th St 90001 (SM South Yard)	9422	P	DAJUAN CLARK	N/A	08/23/2024	454.16
PW64099	P0065809	DELL MONITOR P2725H - 27INCH	DELL	P2725H	80VFP3	L851	Los Angeles - 1129 E. 59th St 90001 (SM South Yard)	9422	P	DAJUAN CLARK	N/A	09/20/2024	305.35
PW64100	P0065810	DELL MONITOR P2725H - 27INCH	DELL	P2725H	71VFP3	L851	Los Angeles - 1129 E. 59th St 90001 (SM South Yard)	9422	P	DAJUAN CLARK	N/A	09/20/2024	305.34
<b>Summary</b>													
<b>TOTAL FOR CUSTODIAN: PWDCLARK</b>												<b>2,824,884.42</b>	
<b>TOTAL RECORD COUNT: 138</b>													

**Los Angeles County Public Works  
Detailed eCAPS Reporting System (DeRS)  
ASSETS BY CUSTODIAN**

DIVISION: 49400 Sewer Maintenance Division - Administration  
CUSTODIAN: PWNMANABAT  
CUSTODIAN NAME: NELSON MANABAT

TAG NUMBER	FA NUMBER	ASSET DESC	MANUFACTURER	MODEL NUMBER	SR NUMBER	LOC CD	LOC DESC	SLOC	FA TYPE	CUSTODIAN NAME	END USER	ACQ DATE	NET BOOK VALUE
06-444	E0029391	TRUCK 2013/FORD F-150 EXT CAB 2WD PICKUP	FORD	F150	1FTFX1CT8DKF98916	L851	Los Angeles - 1129 E. 59th St 90001 (SM South Yard)	9442	E	NELSON MANABAT	WILLIAM MARTINEZ	01/06/2014	0.00
06-543	E0041915	TRUCK 2016/GMC SIERRA CREW CAB PICKUP			1GTR1LEH6GZ368290	S351	Santa Clarita - 21190 Ctr Pointe Parkway 91350(SntChYd)	9443	E	NELSON MANABAT	ALFREDO DURAN	10/12/2016	0.00
06-548	E0043875	TRUCK 2017/GMC SIERRA TC15753 EXT CAB 4X2 PICKUP	GMC	SIERRA	1GTR1LEH0HZ255288	I603	Irwindale - 2849 S. Myrtle Ave 91701 (SM East Yard)	9441	E	NELSON MANABAT	GEORGE MODLIN	06/28/2017	1,547.26
06-575	E0047109	2018 FORD F-150XL EXT CAB 4X4 PICKUP	FORD	F150XL	1FTFX1EBOJKD95417	S400	Sta Fe Springs - 12015 Shoemaker 90670 (SM Ctr Yd)	9421	E	NELSON MANABAT	ISAAC LEAL	05/17/2018	4,932.99
06-582	E0046014	2018 GMC SIERRA PICKUP TRUCK EXT CAB 4X2	GMC	SIERRA	1GTR1LEH9JZ193556	M000	Malibu - 23533 W. Civic Center 90265 (WW S. Mtc Area)	9444	E	NELSON MANABAT	PATRICK DOLAN	01/30/2018	3,436.12
06E-019	E0080144	2024 FORD F-150 LIGHTNING CREW CAB TRUCK	FORD	F-150	1FT6W1B75RWG32916	S351	Santa Clarita - 21190 Ctr Pointe Parkway 91350(SntChYd)	9443	E	NELSON MANABAT	ANTHONY J VALLES	01/13/2025	69,830.08
09-318	1063235	TRUCK FORD F-350/05 UTIL REG CAB 4X4	FORD	F-350	1FDWFF31585EA34567	L511	Lancaster - 45712 N. Division 93534 (SM North Yard)	9443	E	NELSON MANABAT	ROBERTO ANGULO	08/01/2005	0.00
09-391	E0020354	TRUCK 2011/FORD F350 REG CAB 4X2 UTILITY BODY	FORD	F-350	1FTBF3A65BEA47610	S400	Sta Fe Springs - 12015 Shoemaker 90670 (SM Ctr Yd)	9421	E	NELSON MANABAT	MARIANO COPADO	11/24/2010	0.00
09-403	E0028776	TRUCK 2012/FORD F-250 REG CAB UTILITY BODY 4X4	FORD	F250	1FTBF2B62CEC56331	M006	Malibu - 3620 Vista Pacifica St.	9444	E	NELSON MANABAT	CASTRO, GERMAN	08/08/2013	0.00
09-447	E0034449	TRUCK 2014/FORD F250 REG CAB 4X2 W/40 INCH SERVICE BODY	FORD	F250	1FTBF2A6XEED53033	M002	Malibu - 3863 Malibu Country Rd.	9444	E	NELSON MANABAT	PATRICK DOLAN	04/16/2015	0.00
09-448	E0034495	TRUCK 2014/FORD F250 REG CAB 4X2 W/40" SERVICE BODY	FORD	F250	1FTBF2A61EEB53034	L511	Lancaster - 45712 N. Division 93534 (SM North Yard)	9443	E	NELSON MANABAT	OMEGA WOODS	04/16/2015	0.00
09-449	E0034463	TRUCK 2014/FORD F250 REG CAB 4X2 W/40 INCH SERVICE BODY	FORD	F250	1FTBF2A63EEB53035	S351	Santa Clarita - 21190 Ctr Pointe Parkway 91350(SntChYd)		E	NELSON MANABAT	ALFREDO DURAN	04/16/2015	0.00
09-450	E0034462	TRUCK 2014/FORD F250 REG CAB 4X2 W/40" SERVICE BODY	FORD	F250	1FTBF2A65EEB53036	S351	Santa Clarita - 21190 Ctr Pointe Parkway 91350(SntChYd)	9443	E	NELSON MANABAT	ALFREDO DURAN	04/16/2015	0.00
09-494	E0041198	TRUCK 2016/FORD F250 REG CAB 4X2	FORD	F250	1FTBF2A61GEA72893	L851	Los Angeles - 1129 E. 59th	9442	E	NELSON MANABAT	WILLIAM	09/14/2016	0.00

**Los Angeles County Public Works  
Detailed eCAPS Reporting System (DeRS)  
ASSETS BY CUSTODIAN**

DIVISION: 49400 Sewer Maintenance Division - Administration  
CUSTODIAN: PWNMANABAT  
CUSTODIAN NAME: NELSON MANABAT

TAG NUMBER	FA NUMBER	ASSET DESC	MANUFACTURER	MODEL NUMBER	SR NUMBER	LOC CD	LOC DESC	SLOC	FA TYPE	CUSTODIAN NAME	END USER	ACQ DATE	NET BOOK VALUE
09-525	E0045539	W/UTILITY BODY TRUCK 2017/FORD F-250 REG CAB UTILITY BODY 4X2	FORD	F-250	1FD8F2A67HED45445	S351	St 90001 (SM South Yard) Santa Clarita - 21190 Ctr Pointe Parkway 91350(SntChYd)	9443	E	NELSON MANABAT	MARTINEZ ALREDO DURAN	01/23/2018	7,499.84
09-526	E0045594	TRUCK 2017 FORD F-250 REG CAB UTILITY BODY 4X2	FORD	F-250	1FD8F2A69HED45446	M002	Malibu - 3863 Malibu Country Rd.	9444	E	NELSON MANABAT	PATRICK DOLAN	01/23/2018	7,499.84
09-550	E0051572	TRUCK 2019 FORD F-250 REG CAB UTILITY BODY 4X2	FORD	F250	1FTBF2A64KEC43080	L511	Lancaster - 45712 N. Division 93534 (SM North Yard)	9443	E	NELSON MANABAT	ROBERTO ANGULO	05/29/2019	25,077.88
09-622	E0071249	2022 FORD F-250 TRUCK REG CAB WITH PACIFIC UTILITY BODY	FORD	F-250	1FTBF2A63NED43739	S351	Santa Clarita - 21190 Ctr Pointe Parkway 91350(SntChYd)	9443	E	NELSON MANABAT	VALLES ANTHONY J	12/14/2022	64,318.24
129-020	E0070873	2022 FORD F-550 CREW CAB SEWER INSPECTION TRUCK	FORD	F-550	1FD0W5GN0NED43782	L511	Lancaster - 45712 N. Division 93534 (SM North Yard)	9443	E	NELSON MANABAT	TIM BOHANNON	12/28/2022	73,941.63
13-436	E0011501	TRUCK FORD/08 REG CAB UTILITY BODY W/HOIST	FORD	F-550 XL SUPER DUTY	1FDAF56Y38EC31787	I603	Irwindale - 2849 S. Myrtle Ave 91701 (SM East Yard)	9441	E	NELSON MANABAT	ROBERTO ANGULO	11/25/2008	0.00
13-437	E0011715	TRUCK FORD/08 REG CAB UTILITY/ BODY W/HOIST & POK T/GEN	FORD	F-550 XL SUPER DUTY	1FDAF56Y88EC31784	L511	Lancaster - 45712 N. Division 93534 (SM North Yard)	9443	E	NELSON MANABAT	ALFREDO DURAN	11/26/2008	0.00
13-438	E0010758	TRUCK FORD/08 REG CAB UTILITY BODY W/HOIST	FORD	F550 XL SUPER DUTY	1FDAF56YX8EC31785	I603	Irwindale - 2849 S. Myrtle Ave 91701 (SM East Yard)	9441	E	NELSON MANABAT	BRYIN GOODMAN	10/27/2008	0.00
13-480	E0023753	TRUCK2011/FORD F-550REG CAB UTILITY BODY W/HOIST 1564703...	FORD	F550	1FDUF5GY4BEC47743	S400	Sta Fe Springs - 12015 Shoemaker 90670 (SM Ctr Yd)		E	NELSON MANABAT	MARIANO COPADO	01/30/2012	0.00
13-481	E0023751	TRUCK 2011/FORD F-550REG CAB UTILITY BODY W/HOIST 1564704...	FORD	F550	1FDUF5GY6BEC47744	L851	Los Angeles - 1129 E. 59th St 90001 (SM South Yard)	9442	E	NELSON MANABAT	WILLIAM MARTINEZ	01/30/2012	0.00
13-482	E0023755	TRUCK 2011/FORD F-550REG CAB UTILITY BODY W/HOIST 1564706...	FORD	F550	1FDUF5GY8BEC47745	L851	Los Angeles - 1129 E. 59th St 90001 (SM South Yard)	9442	E	NELSON MANABAT	WILLIAM MARTINEZ	01/30/2012	0.00
13-483	E0023749	TRUCK2011/FORD F-550REG CAB UTILITY BODY W/HOIST 1564705 ...	FORD	F550	1FDUF5GYXBEC47746	I603	Irwindale - 2849 S. Myrtle Ave 91701 (SM East Yard)	9441	E	NELSON MANABAT	ANTHONY VALLES	01/30/2012	0.00
13-506	E0033743	TRUCK2015/FORD F-550 REG CAB 4X2 W/ UTILITY BODY AND HOIST	FORD	F-550	1FDUF5GY2FEA58983	L511	Lancaster - 45712 N. Division 93534 (SM North Yard)	9443	E	NELSON MANABAT	ALFREDO DURAN	02/02/2015	50.39
13-525	E0039910	TRUCK 2015/FORD F550 REG CAB UTILITY	FORD	F550	1FDUF5GY8FEC82355	L851	Los Angeles - 1129 E. 59th	9422	E	NELSON MANABAT	LUIS	06/13/2016	12,588.97

**Los Angeles County Public Works  
Detailed eCAPS Reporting System (DeRS)  
ASSETS BY CUSTODIAN**

DIVISION: 49400 Sewer Maintenance Division - Administration  
CUSTODIAN: PWNMANABAT  
CUSTODIAN NAME: NELSON MANABAT

TAG NUMBER	FA NUMBER	ASSET DESC	MANUFACTURER	MODEL NUMBER	SR NUMBER	LOC CD	LOC DESC	SLOC	FA TYPE	CUSTODIAN NAME	END USER	ACQ DATE	NET BOOK VALUE
13-526	E0039912	TRUCK 2015/FORD F550 REG CAB UTILITY BODY 4X2 W/CRANE	FORD	F550	1FDUF5GYFEC82356	S400	St Fe Springs - 12015 Shoemaker 90670 (SM Ctr Yd)	9441	E	NELSON MANABAT	FILIBERTO DELGADO	06/13/2016	12,588.97
13-527	E0039918	TRUCK 2015/FORD F550 REG CAB UTILITY BODY 4X2 W/CRANE	FORD	F550	1FDUF5GYFEC82357	S400	St Fe Springs - 12015 Shoemaker 90670 (SM Ctr Yd)	9441	E	NELSON MANABAT	DAVE PERRY	06/13/2016	12,588.97
13-528	E0039917	TRUCK 2015/FORD F550 REG CAB UTILITY BODY 4X2 W/CRANE	FORD	F550	1FDUF5GYFEC82358	L851	Los Angeles - 1129 E. 59th St 90001 (SM South Yard)	9442	E	NELSON MANABAT	JULIO GONZALEZ	06/13/2016	12,588.97
13-546	E0042532	TRUCK 2016/FORD F550 REG CAB UTILITY BODY W/CRANE	FORD	F550	1FDUF5GY0GEB43421	I603	Irwindale - 2849 S. Myrtle Ave 91701 (SM East Yard)	9441	E	NELSON MANABAT	LUIS BERNAL	01/30/2017	19,671.52
13-575	E0054652	2017 FORD F-550 TRUCK REG CAB UTILITY BODY W/CRANE	FORD	F-550	1FDUF5GY8HEE86124	L511	Lancaster - 45712 N. Division 93534 (SM North Yard)	9443	E	NELSON MANABAT	ANTHONY VALLES	02/26/2020	67,938.34
13-620	E0066959	2022 FORD F-550 REG CAB UTILITY BODY W/VENTURO CRANE	FORD	F-550	1FDUF5GN6NED16636	S351	Santa Clarita - 21190 Ctr Pointe Parkway 91350(SntChYd)	9443	E	NELSON MANABAT	DURAN ALFREDO	07/19/2022	106,992.88
13-621	E0066960	2022 FORD F-550 REG CAB UTILITY BODY W/VENTURO CRANE	FORD	F-550	1FDUF5GN8NED16637	S351	Santa Clarita - 21190 Ctr Pointe Parkway 91350(SntChYd)	9443	E	NELSON MANABAT	DURAN ALFREDO	07/19/2022	106,992.87
21-301	E0024158	TRUCK 2009/GMC C5500 TCKC042 REG CAB FLAT BED W/ 1564721 01	GMC	C5500	1GDE5CLG99F411620	L851	Los Angeles - 1129 E. 59th St 90001 (SM South Yard)	9442	E	NELSON MANABAT	NELSON, GILBERT	04/03/2012	0.00
21-319	E0037141	TRUCK 2015/FORD F-650 REG CAB STAKE BED W/18000 LBS CRANE	FORD	F650	3FRPF6HPXF730616	S400	St Fe Springs - 12015 Shoemaker 90670 (SM Ctr Yd)		E	NELSON MANABAT	MODLIN, GEORGE	09/24/2015	40,307.15
21-322	E0042942	TRUCK 2017/FORD F750 REG CAB FLAT BED MTD W/1565344 (GP-784)	FORD	F750	1FDNF7AY1HDB01985	S400	St Fe Springs - 12015 Shoemaker 90670 (SM Ctr Yd)	9441	E	NELSON MANABAT	GEORGE MODLIN	03/16/2017	25,454.53
26-057	E0025629	TRUCK 2012/FREIGHTLINER M2106 FLAT BED STAKE W/JELLIOTT CRANE	FREIGHTLINER	M2106	1FVDC2BS5CDBM6093	L851	Los Angeles - 1129 E. 59th St 90001 (SM South Yard)	9442	E	NELSON MANABAT	WILLIAM MARTINEZ	07/12/2012	40,240.05
28-111	E0008827	TRUCK STERLING/08 LT9500 VACUUM 3000 GL	STERLING	LT9500	2FZHAZDX8A280656	M002	Malibu - 3863 Malibu Country Rd.	9444	E	NELSON MANABAT	PATRICK DOLAN	06/01/2008	0.00
28-115	E0016448	TRUCK TRACTOR 2010/ INT'L PROSTAR LIMITED 6X4 WASTE HAULLING	INTERNATIONAL	PROSTAR LIMITED 6X4	3HSCWAPR0AN240798	M002	Malibu - 3863 Malibu Country Rd.	9444	E	NELSON MANABAT	PATRICK DOLAN	02/03/2010	0.00
DWD010 01	P0006682	WELDER LINCOLN			A111631	I603	Irwindale - 2849 S. Myrtle	9441	P	NELSON MANABAT	MODLIN,	02/01/1992	3,606.89

**Los Angeles County Public Works  
Detailed eCAPS Reporting System (DeRS)  
ASSETS BY CUSTODIAN**

DIVISION: 49400 Sewer Maintenance Division - Administration  
CUSTODIAN: PWNMANABAT  
CUSTODIAN NAME: NELSON MANABAT

TAG NUMBER	FA NUMBER	ASSET DESC	MANUFACTURER	MODEL NUMBER	SR NUMBER	LOC CD	LOC DESC	SLOC	FA TYPE	CUSTODIAN NAME	END USER	ACQ DATE	NET BOOK VALUE
I378247 01	P0006835	DRILL PRESS GRAINGER	GRAINGER	32713		L851	Ave 91701 (SM East Yard) Los Angeles - 1129 E. 59th St 90001 (SM South Yard)	9442	P	NELSON MANABAT	GEORGE NELSON, GILBERT	06/01/1983	4,232.31
I378249 01	P0006836	WRENCH-AIR DRIVE-3/4"			21724500	L511	Lancaster - 45712 N. Division 93534 (SM North Yard)	9443	P	NELSON MANABAT	ALFREDO DURAN	08/01/1983	1,002.45
I543904 01	P0007766	DYNA HOST TRIPOD SYS F/CONFINED SPACE	PACIFIC SAFETY E	506213	H0205	L851	Los Angeles - 1129 E. 59th St 90001 (SM South Yard)	9442	P	NELSON MANABAT	NELSON, GILBERT	04/01/1992	2,085.84
I557894 01	P0007829	DYNA HOIST DH0430A			DH0430A	I603	Irwindale - 2849 S. Myrtle Ave 91701 (SM East Yard)	9424	P	NELSON MANABAT	MODLIN, GEORGE	11/01/1992	1,290.20
I557896 01	P0007831	DYNA HOIST DH0434A			DH0434A	L851	Los Angeles - 1129 E. 59th St 90001 (SM South Yard)	9442	P	NELSON MANABAT	NELSON, GILBERT	11/01/1992	1,290.20
I557898 01	P0007833	DYNA HOIST DH0433A			DH0433A	M003	Mallibu - 6338 Paseo Canyon Dr.	9444	P	NELSON MANABAT	PATRICK DOLAN	11/01/1992	1,290.20
I557902 01	P0007837	RETRACTABLE LIFELINE			921963 / V21963M	L851	Los Angeles - 1129 E. 59th St 90001 (SM South Yard)	9442	P	NELSON MANABAT	NELSON, GILBERT	11/01/1992	1,617.75
I557903 01	P0007838	RETRACTABLE LIFELINE			921962 / V21962M	M003	Mallibu - 6338 Paseo Canyon Dr.	9444	P	NELSON MANABAT	PATRICK DOLAN	11/01/1992	1,617.75
I557905 01	P0007840	RETRACTABLE LIFELINE			921951 / V21951M	I603	Irwindale - 2849 S. Myrtle Ave 91701 (SM East Yard)	9424	P	NELSON MANABAT	MODLIN, GEORGE	11/01/1992	1,617.75
I563376 01	1058808X	PRESSURE WASHDOWN SYS THOMPSON/01	THOMPSON	WTN-120	S-3366	M002	Mallibu - 3863 Malibu Country Rd.	9444	E	NELSON MANABAT	PATRICK DOLAN	07/01/2001	0.00
I564101 01	E0007773	GENERATOR KOHLER/07 TRL MTD GP-767	KOHLER	100 KW	1595T132271910313	I603	Irwindale - 2849 S. Myrtle Ave 91701 (SM East Yard)	9441	E	NELSON MANABAT	MODLIN, GEORGE	04/01/2008	31,360.29
I564102 01	E0010558	GENERATOR KOHLER/07 100KW TRL MTD GP768	KOHLER	100KW	1595T132471910314	I603	Irwindale - 2849 S. Myrtle Ave 91701 (SM East Yard)	9441	E	NELSON MANABAT	MODLIN, GEORGE	08/25/2008	32,048.92
I564396 01	E0016449	TRAILER 09/THOMPSON TANK VACUUM PRESSURE WASTE HAUL (TW-315)	THOMPSON TANK, INC	VC-454 & DEUTZ D914-L03	119TK322791405569	M002	Mallibu - 3863 Malibu Country Rd.	9444	E	NELSON MANABAT	PATRICK DOLAN	02/03/2010	82.91
I564680 01	E0023422	GENERATOR 2011/DOOSAN I/R G90 TRL MTD(GP-774)	DOOSAN	G90	4FVGNBCB5BU429450	I603	Irwindale - 2849 S. Myrtle Ave 91701 (SM East Yard)	9441	E	NELSON MANABAT	MODLIN, GEORGE	11/21/2011	26,740.63
I564681 01	E0023423	GENERATOR 2011/DOOSAN I/R G90 TRL MTD(GP-775)	DOOSAN	G90	4FVGNBCB7BU429451	S351	Santa Clarita - 21190 Ctr Pointe Parkway 91350(SntChYd)	9443	E	NELSON MANABAT	ALFREDO DURAN	11/21/2011	26,740.63
I564703 01	E0023754	HOIST 2011/SERVICE TRUCKS INTERNATIONAL	STI / TIGER	321SE	119415E	S400	Sta Fe Springs - 12015		E	NELSON MANABAT	MODLIN,	01/30/2012	3,834.72

**Los Angeles County Public Works  
Detailed eCAPS Reporting System (DeRS)  
ASSETS BY CUSTODIAN**

DIVISION: 49400 Sewer Maintenance Division - Administration  
CUSTODIAN: PWNMANABAT  
CUSTODIAN NAME: NELSON MANABAT

TAG NUMBER	FA NUMBER	ASSET DESC	MANUFACTURER	MODEL NUMBER	SR NUMBER	LOC CD	LOC DESC	SLOC	FA TYPE	CUSTODIAN NAME	END USER	ACQ DATE	NET BOOK VALUE
		TIGER 3215E W/13-480					Shoemaker 90670 (SM Ctr Yd)				GEORGE		
I564704 01	E0023752	HOIST 2011/SERVICE TRUCKS INTERNATIONAL TIGER 3215E W/13-481	STI / TIGER	3215E	119215E	L851	Los Angeles - 1129 E. 59th St 90001 (SM South Yard)	9442	E	NELSON MANABAT	NOE DELGADO	01/30/2012	3,834.72
I564705 01	E0023750	HOIST 2011/SERVICE TRUCKS INTERNATIONAL TIGER 3215E W/13-483	STI / TIGER	3215E	119115E	I603	Irwindale - 2849 S. Myrtle Ave 91701 (SM East Yard)	9441	E	NELSON MANABAT	ANTHONY VALLES	01/30/2012	3,834.72
I564706 01	E0023756	HOIST 2011/SERVICE TRUCKS INTERNATIONAL TIGER 3215E W/13-482	STI / TIGER	3215E	119315E	L851	Los Angeles - 1129 E. 59th St 90001 (SM South Yard)	9442	E	NELSON MANABAT	WILLIAM PORTILLO	01/30/2012	3,834.72
I564721 01	E0024159	GENERATOR DIESEL POWERED MQ POWER 180(GP-778) MTD/21-301	MQ	DCA-180SSJU	8900365	L851	Los Angeles - 1129 E. 59th St 90001 (SM South Yard)	9442	E	NELSON MANABAT	NELSON, GILBERT	04/03/2012	0.00
I564821 01	E0025589	GENERATOR 2012/DOOSAN G90 TRL MTD (GP- 779)	DOOSAN	G90	4FVGNBCB3CU437080	L511	Lancaster - 45712 N. Division 93534 (SM North Yard)	9443	E	NELSON MANABAT	ALFREDO DURAN	07/24/2012	16,048.14
I565344 01	E0042943	GENERATOR MULTIQIP 300 DIESEL POWERED (GP-784) MTD W/21-322	MQ POWER	DCA-300SSJU4F	9110047	S400	Sta Fe Springs - 12015 Shoemaker 90670 (SM Ctr Yd)	9441	E	NELSON MANABAT	GEORGE MODLIN	03/16/2017	42,747.74
I565561 01	EE0003039	CONTROLLER FUELFOCUS 4 HOSE	FUELFOCUS	2500-AE10-4RHO-IGA1	RS15480409402615	S400	Sta Fe Springs - 12015 Shoemaker 90670 (SM Ctr Yd)	9441	E	NELSON MANABAT	CHRISTOPHER PEÑA	10/28/2015	0.00
I565564 01	EE0003036	CONTROLLER FUELFOCUS 4 HOSE	FUELFOCUS	2500-AE10-4RHO-IGA1	RS15480409402616	L851	Los Angeles - 1129 E. 59th St 90001 (SM South Yard)	9442	E	NELSON MANABAT	PO- IS-16321534	10/28/2015	0.00
I565710 01	E0054288	2019 MULTIQIP DCA-125SSJU4F GENERATOR TRAILER (GP-787)	MQ	DCA125SSJU4F	55LBG1528KL025051	I603	Irwindale - 2849 S. Myrtle Ave 91701 (SM East Yard)	9441	E	NELSON MANABAT	GEORGE MODLIN	12/02/2019	40,588.48
I565711 01	E0054289	2019 MULTIQIP DCA-125SSJU4F GENERATOR TRAILER (GP-788)	MQ	DCA125SSJU4F	55LBG1528KL025052	I603	Irwindale - 2849 S. Myrtle Ave 91701 (SM East Yard)	9441	E	NELSON MANABAT	GEORGE MODLIN	12/02/2019	40,588.48
I566094 01	E0070952	MIDMARK M11 STEAM STERILIZER	MIDMARK	M11-040	V2496845	M002	Malibu - 3863 Malibu Country Rd.	9444	E	NELSON MANABAT		09/08/2022	5,317.80
PW15363	P0009684	BREATHG APPARATUS SCOTT SCBA S		TC13F401	99100128	L851	Los Angeles - 1129 E. 59th St 90001 (SM South Yard)	9442	P	NELSON MANABAT	NELSON, GILBERT	03/01/1999	1,145.73
PW15366	P0009687	BREATHG APPARATUS SCOTT SCBA S		TC13F401	99100134	L851	Los Angeles - 1129 E. 59th St 90001 (SM South Yard)	9442	P	NELSON MANABAT	WILLIAM MARTINEZ	03/01/1999	1,145.73
PW21561	P0013952	TRIPOD ( 1547636 )			10939	S400	Sta Fe Springs - 12015 Shoemaker 90670 (SM Ctr Yd)	9441	P	NELSON MANABAT	MODLIN, GEORGE	06/01/2002	1.00
PW21562	P0013953	TRIPOD ( 1557880 )			R11176L	I603	Irwindale - 2849 S. Myrtle	9424	P	NELSON MANABAT	MODLIN,	06/01/2002	1.00

**Los Angeles County Public Works  
Detailed eCAPS Reporting System (DeRS)  
ASSETS BY CUSTODIAN**

DIVISION: 49400 Sewer Maintenance Division - Administration  
CUSTODIAN: PWNMANABAT  
CUSTODIAN NAME: NELSON MANABAT

TAG NUMBER	FA NUMBER	ASSET DESC	MANUFACTURER	MODEL NUMBER	SR NUMBER	LOC CD	LOC DESC	SLOC	FA TYPE	CUSTODIAN NAME	END USER	ACQ DATE	NET BOOK VALUE
PW24547	P0016454	GAS MONITOR H2S JEROME 860	JEROME	860	860-00076	L851	Ave 91701 (SM East Yard) Los Angeles - 1129 E. 59th St 90001 (SM South Yard)	9442	P	NELSON MANABAT	GEORGE NELSON, GILBERT	04/01/2004	1,393.59
PW26417	P0018296	RADIO MOT HT750 TWOWAY PORT	MOTOROLA	HT750 TWOWAY PORT	672TRNC991	L851	Los Angeles - 1129 E. 59th St 90001 (SM South Yard)	9442	P	NELSON MANABAT	NELSON, GILBERT	10/01/2005	484.30
PW26418	P0018297	RADIO MOT HT750 TWOWAY PORT	MOTOROLA	HT750 TWOWAY PORT	672TRNC999	L851	Los Angeles - 1129 E. 59th St 90001 (SM South Yard)	9442	P	NELSON MANABAT	NELSON, GILBERT	10/01/2005	484.30
PW29099	P0028060	MONITOR DELL 1907FP ULTRASHARP	DELL	1907FP UL TRASHARP	CNOCC2996418072B2U0A	M000	Malibu - 23533 W. Civic Center 90265 (WW S. Mlc Area)	9444	P	NELSON MANABAT	PATRICK DOLAN	04/01/2007	242.83
PW29919	P0029579	MONITOR DELL ULTRASHARP 1908FP	DELL	UL TRASHARP 1908FP	CN0DY8404663375PGD7W	S400	Sta Fe Springs - 12015 Shoemaker 90670 (SM Ctr Yd)	9441	P	NELSON MANABAT	MODLIN, GEORGE	09/01/2007	268.86
PW29929	P0029589	MONITOR DELL ULTRASHARP 1908FP	DELL	UL TRASHARP 1908FP	CN0DY8404663375M7DRU	L851	Los Angeles - 1129 E. 59th St 90001 (SM South Yard)	9442	P	NELSON MANABAT	NELSON, GILBERT	09/01/2007	268.86
PW30165	P0029763	COMPUTER DELL 745 OPTIPLEX	DELL	745 OPTIPLEX	JV4NBD1	M003	Malibu - 6338 Paseo Canyon Dr.	9444	P	NELSON MANABAT	POWELL, GARY	10/01/2007	1,500.00
PW31220	P0030912	DIGITAL CAMERA CASIO ELIXIM EX-Z77	CASIO	ELIXIM EX-Z77	80009265A-V	L851	Los Angeles - 1129 E. 59th St 90001 (SM South Yard)	9442	P	NELSON MANABAT	PORTILLO, WILLIAM	05/01/2008	201.29
PW34617	P0034642	HP LP2405SWG	HP	LP2405SWG	CN404901D6	L851	Los Angeles - 1129 E. 59th St 90001 (SM South Yard)	9442	P	NELSON MANABAT	WILLIAM MARTINEZ	01/26/2011	271.08
PW34627	P0034652	HP LP2405SWG	HP	LP2405SWG	CN40490NPH	I603	Irwindale - 2849 S. Myrtle Ave 91701 (SM East Yard)	9441	P	NELSON MANABAT	MODLIN, GEORGE	01/26/2011	271.08
PW34628	P0034653	HP LP2405SWG	HP	LP2405SWG	CN40490NPJ	I603	Irwindale - 2849 S. Myrtle Ave 91701 (SM East Yard)	9441	P	NELSON MANABAT	MODLIN, GEORGE	01/26/2011	271.08
PW34629	P0034654	HP LP2405SWG	HP	LP2405SWG	CN40490NPK	I603	Irwindale - 2849 S. Myrtle Ave 91701 (SM East Yard)	9441	P	NELSON MANABAT	MODLIN, GEORGE	01/26/2011	271.08
PW35205	P0036630	GENERATOR DURO MAX XP4400E-CA W/13-480	DURO MAX	XP4400E-CA	11102739231	S400	Sta Fe Springs - 12015 Shoemaker 90670 (SM Ctr Yd)	9441	P	NELSON MANABAT	GEORGE MODLIN	01/30/2012	660.66
PW35206	P0036629	GENERATOR DURO MAX XP4400E-CA W/13-481	DURO MAX	XP4400E-CA	11102739157	L851	Los Angeles - 1129 E. 59th St 90001 (SM South Yard)	9422	P	NELSON MANABAT	NOE DELGADO	01/30/2012	660.66
PW35207	P0036631	GENERATOR DURO MAX XP4400E-CA W/13-482	DURO MAX	XP4400E-CA	11102739150	L851	Los Angeles - 1129 E. 59th St 90001 (SM South Yard)	9422	P	NELSON MANABAT	PORTILLO, WILLIAM	01/30/2012	660.66

**Los Angeles County Public Works  
Detailed eCAPS Reporting System (DeRS)  
ASSETS BY CUSTODIAN**

DIVISION: 49400 Sewer Maintenance Division - Administration  
CUSTODIAN: PWNMANABAT  
CUSTODIAN NAME: NELSON MANABAT

TAG NUMBER	FA NUMBER	ASSET DESC	MANUFACTURER	MODEL NUMBER	SR NUMBER	LOC CD	LOC DESC	SLOC	FA TYPE	CUSTODIAN NAME	END USER	ACQ DATE	NET BOOK VALUE
PW35208	P0036628	GENERATOR DURO MAX XP4400E-CA W/13-483	DURO MAX	XP4400E-CA	11102739216	I603	Irwindale - 2849 S. Myrtle Ave 91701 (SM East Yard)	9424	P	NELSON MANABAT	ANTHONY VALLES	01/30/2012	660.66
PW38533	P0041415	OLYMPUS STYLUS VR 340 DIGITAL CAMERA	OLYMPUS	STYLUS VR 340	URQ016217	L851	Los Angeles - 1129 E. 59th St 90001 (SM South Yard)	9442	P	NELSON MANABAT	NELSON GILBERT	11/13/2013	145.78
PW38940	P0041896	HP LA2405X MONITOR	HP	LA2405X	CN44030KDM	M002	Malibu - 3863 Malibu Country Rd.	9444	P	NELSON MANABAT	PATRICK DOLAN	04/03/2014	250.78
PW40470	P0038374	OLYMPUS STYLUS VR-340 DIGITAL CAMERA	OLYMPUS	STYLUS VR-340	URR012111	I603	Irwindale - 2849 S. Myrtle Ave 91701 (SM East Yard)	9441	P	NELSON MANABAT	MODLIN, GEORGE	03/04/2013	152.14
PW41201	P0039997	EPSON FX-890 9PIN NARR PRINTER	EPSON	FX-890 9PIN NARR	EBBY463426	L851	Los Angeles - 1129 E. 59th St 90001 (SM South Yard)	9442	P	NELSON MANABAT	WILLIAM MARTINEZ	05/01/2013	371.86
PW41202	P0039998	EPSON FX-890 9PIN NARR PRINTER	EPSON	FX-890 9PIN NARR	EBBY463420	L851	Los Angeles - 1129 E. 59th St 90001 (SM South Yard)	9442	P	NELSON MANABAT	MARTINEZ, WILLIAM	05/01/2013	371.86
PW44066	P0045119	HARRIS RADIO XG-75	HARRIS	XG-75	A402050050C5	I603	Irwindale - 2849 S. Myrtle Ave 91701 (SM East Yard)	9424	P	NELSON MANABAT	GEORGE MODLIN	10/01/2015	2,800.00
PW44106	P0045163	HARRIS RADIO XG-75	HARRIS	XG-75	A40205004F38	M000	Malibu - 23533 W. Civic Center 90265 (WW S. Mtc Area)	9444	P	NELSON MANABAT	PATRICK DOLAN	10/01/2015	2,800.00
PW46470	P0048630	SIERRA WIRELESS AIRLINK RV-050 WWAN MODEM VERIZON	SIERRA WIRELESS	RV050	LT70840008021028	S351	Santa Clarita - 21190 Ctr Pointe Parkway 91350(SntChYd)	9443	P	NELSON MANABAT	VALLES, ANTHONY	03/14/2017	591.05
PW46471	P0048631	SIERRA WIRELESS AIRLINK RV-050 WWAN MODEM VERIZON	SIERRA WIRELESS	RV050	LT70820272011028	L851	Los Angeles - 1129 E. 59th St 90001 (SM South Yard)	9442	P	NELSON MANABAT	MARTINEZ, WILLIAM	03/14/2017	591.05
PW46472	P0048632	SIERRA WIRELESS AIRLINK RV-050 WWAN MODEM VERIZON	SIERRA WIRELESS	RV050	LT70830162021028	L851	Los Angeles - 1129 E. 59th St 90001 (SM South Yard)	9442	P	NELSON MANABAT	MARTINEZ, WILLIAM	03/14/2017	591.05
PW46473	P0048633	SIERRA WIRELESS AIRLINK RV-050 WWAN MODEM VERIZON	SIERRA WIRELESS	RV050	LT70830036021028	S351	Santa Clarita - 21190 Ctr Pointe Parkway 91350(SntChYd)	9443	P	NELSON MANABAT	VALLES, ANTHONY	03/14/2017	591.05
PW46474	P0048634	SIERRA WIRELESS AIRLINK RV-050 WWAN MODEM VERIZON	SIERRA WIRELESS	RV050	LT70830097011028	I603	Irwindale - 2849 S. Myrtle Ave 91701 (SM East Yard)	9441	P	NELSON MANABAT	MODLIN, GEORGE	03/14/2017	591.05
PW47543	P0049540	SIERRA WIRELESS AIRLINK RV-050 WWAN MODEM VERIZON	SIERRA WIRELESS	RV050	LT73410438021031	L851	Los Angeles - 1129 E. 59th St 90001 (SM South Yard)	9442	P	NELSON MANABAT	MARTINEZ, WILLIAM	10/03/2017	580.46
PW47544	P0049541	SIERRA WIRELESS AIRLINK RV-050 WWAN MODEM VERIZON	SIERRA WIRELESS	RV050	LT73410701021031	S351	Santa Clarita - 21190 Ctr Pointe Parkway 91350(SntChYd)	9443	P	NELSON MANABAT	VALLES, ANTHONY	10/03/2017	580.46
PW47545	P0049542	SIERRA WIRELESS AIRLINK RV-050 WWAN MODEM VERIZON	SIERRA WIRELESS	RV050	LT73410682021031	L851	Los Angeles - 1129 E. 59th St 90001 (SM South Yard)	9442	P	NELSON MANABAT	MARTINEZ, WILLIAM	10/03/2017	580.46

**Los Angeles County Public Works  
Detailed eCAPS Reporting System (DeRS)  
ASSETS BY CUSTODIAN**

DIVISION: 49400 Sewer Maintenance Division - Administration  
CUSTODIAN: PWNMANABAT  
CUSTODIAN NAME: NELSON MANABAT

TAG NUMBER	FA NUMBER	ASSET DESC	MANUFACTURER	MODEL NUMBER	SR NUMBER	LOC CD	LOC DESC	SLOC	FA TYPE	CUSTODIAN NAME	END USER	ACQ DATE	NET BOOK VALUE
PW47546	P0049543	MODEM VERIZON	WIRELESS		L T73410411021031	I603	St 90001 (SM South Yard)	9441	P	NELSON MANABAT	WILLIAM MODLIN, GEORGE	10/03/2017	580.46
PW47547	P0049544	SIERRA WIRELESS AIRLINK RV-0.50 WWAN MODEM VERIZON	SIERRA WIRELESS	RV050	L T73410488021031	L851	Irwindale - 2849 S. Myrtle Ave 91701 (SM East Yard)	9442	P	NELSON MANABAT	MARTINEZ, WILLIAM	10/03/2017	580.46
PW47548	P0049545	SIERRA WIRELESS AIRLINK RV-0.50 WWAN MODEM VERIZON	SIERRA WIRELESS	RV050	L T73410569021031	I603	Los Angeles - 1129 E. 59th St 90001 (SM South Yard)	9441	P	NELSON MANABAT	MODLIN, GEORGE	10/03/2017	580.46
PW47549	P0049546	SIERRA WIRELESS AIRLINK RV-0.50 WWAN MODEM VERIZON	SIERRA WIRELESS	RV050	L T73410663021031	S351	Irwindale - 2849 S. Myrtle Ave 91701 (SM East Yard)	9443	P	NELSON MANABAT	VALLES, ANTHONY	10/03/2017	580.46
PW47638	P0049649	DELL LATITUDE E5580 - DESKTOP	DELL	E5580	CRFYM42	S400	Santa Clarita - 21190 Ctr Pointe Parkway 91350(SntChYd)	9441	P	NELSON MANABAT	RAY PEREIDA	10/24/2017	913.56
PW47987	P0058629	VIEWSONIC CDE3204 - 32 INCH	VIEWSONIC	CDE3204	UVV174300047	M002	Sta Fe Springs - 12015 Shoemaker 90670 (SM Ctr Yd)	9444	P	NELSON MANABAT	COMMUNITY	01/22/2018	327.66
PW51660	P0051273	DELL LATITUDE 5590 - 15 INCH BUSINESS	DELL	5590	1BWZRQ2	L511	Malibu - 3863 Malibu Country Rd.	9443	P	NELSON MANABAT	ROBERTO ANGULO	08/23/2018	1,113.62
PW51661	P0051274	DELL LATITUDE 5590 - 15 INCH BUSINESS	DELL	5590	J9105Q2	S351	Lancaster - 45712 N. Division 93534 (SM North Yard)	9443	P	NELSON MANABAT	BRYIN GOODMAN	08/23/2018	1,113.62
PW51889	P0051778	SIERRA WIRELESS AIRLINK RV-0.50 WWAN MODEM VERIZON	SIERRA WIRELESS	RV050	L T83660424011033	L851	Santa Clarita - 21190 Ctr Pointe Parkway 91350(SntChYd)	9442	P	NELSON MANABAT	MARTINEZ, WILLIAM	10/01/2018	580.35
PW52429	P0052486	OPTIPLEX 7060 PERF DESKTOP	DELL	OPTIPLEX 7060 PERF DESKTO	3TW3DV2	M006	Los Angeles - 1129 E. 59th St 90001 (SM South Yard)	9444	P	NELSON MANABAT	OMEGA WOODS	02/20/2019	886.82
PW52680	P0053111	DELL PRECISION 7820 - BUSINESS WORKSTATION	DELL	7820	6H0DZV2	M000	Malibu - 3620 Vista Pacifica St.	9444	P	NELSON MANABAT	PATRICK DOLAN	03/27/2019	2,297.31
PW52688	P0052986	OPTIPLEX 7060 PERF DESKTOP	DELL	OPTIPLEX 7060 PERF DESKTO	4PBVZV2	M000	Malibu - 23533 W. Civic Center 90265 (WW S. Mtc Area)	9444	P	NELSON MANABAT	PATRICK DOLAN	03/27/2019	886.82
PW53679	P0053802	OPTIPLEX 7060 PERF DESKTOP	DELL	OPTIPLEX 7060 PERF DESKTO	D97J7X2	L511	Malibu - 23533 W. Civic Center 90265 (WW S. Mtc Area)	9423	P	NELSON MANABAT	VIRGIL FOWLER	06/05/2019	886.82
PW53717	P0053840	OPTIPLEX 7060 PERF DESKTOP	DELL	OPTIPLEX 7060 PERF DESKTO	D8VH7X2	L400	Lancaster - 45712 N. Division 93534 (SM North Yard)	9444	P	NELSON MANABAT	GARY POWELL	06/05/2019	886.82

**Los Angeles County Public Works  
Detailed eCAPS Reporting System (DeRS)  
ASSETS BY CUSTODIAN**

DIVISION: 49400 Sewer Maintenance Division - Administration  
CUSTODIAN: PWNMANABAT  
CUSTODIAN NAME: NELSON MANABAT

TAG NUMBER	FA NUMBER	ASSET DESC	MANUFACTURER	MODEL NUMBER	SR NUMBER	LOC CD	LOC DESC	SLOC	FA TYPE	CUSTODIAN NAME	END USER	ACQ DATE	NET BOOK VALUE
PW54036	P0054470	DELL P2719H - 27 INCH	DELL	P2719H	9NQVNS2	S351	Elizabeth Lake Rd. Santa Clarita - 21190 Ctr Pointe Parkway 91350(SntChYd)	9443	P	NELSON MANABAT	ALFREDO DURAN	08/15/2019	216.04
PW55240	P0056394	DELL P2719H - 27 INCH	DELL	P2719H	BRJRSS2	L851	Los Angeles - 1129 E. 59th St-90001 (SM South Yard)	9442	P	NELSON MANABAT	WILLIAM MARTINEZ	02/06/2020	215.56
PW55868	P0056113	VIEWSONIC CDE4302 - 43IN DISPLAY	VIEWSONIC	CDE4302	UDE19370020	L851	Los Angeles - 1129 E. 59th St-90001 (SM South Yard)	9442	P	NELSON MANABAT	N/A	05/28/2020	433.05
PW56391	P0057307	DELL OPTIPIX 7080 PERFORMANCE	DELL	OPTIPIX 7080	4CZDM83	I603	Irwindale - 2849 S. Myrtle Ave 91701 (SM East Yard)	9441	P	NELSON MANABAT	N/A	12/16/2020	951.05
PW56508	P0057368	DELL OPTIPIX 7080 PERFORMANCE	DELL	OPTIPIX 7080	9VWVW83	S400	Sta Fe Springs - 12015 Shoemaker 90670 (SM Ctr Yd)	9441	P	NELSON MANABAT	SUSAN CARMONA	01/04/2021	933.28
PW56644	P0057716	VIEWSONIC JFP5550 - 55IN DISPLAY	VIEWSONIC	JFP5550	W1Y202400120	I603	Irwindale - 2849 S. Myrtle Ave 91701 (SM East Yard)	9441	P	NELSON MANABAT	N/A	01/25/2021	1,820.30
PW58249	P0058458	DELL PRECISION 7760 17" LAPTOP PERFORMANCE	DELL	PRECISION 7760	JTCSBK3	I603	Irwindale - 2849 S. Myrtle Ave 91701 (SM East Yard)	9424	P	NELSON MANABAT	N/A	12/20/2021	2,175.89
PW58835	P0059563	DELL P2722H - 27INCH	DELL	P2722H	C6W8DJ3	M002	Malibu - 3863 Malibu Country Rd.	9442	P	NELSON MANABAT	PATRICK DOLAN	04/06/2022	208.72
PW58836	P0059564	DELL P2722H - 27INCH	DELL	P2722H	HSV8DJ3	M002	Malibu - 3863 Malibu Country Rd.	9442	P	NELSON MANABAT	PATRICK DOLAN	04/06/2022	208.72
PW59660	P0060236	MICROSOFT SURFACE LAPTOP STUDIO	MICROSOFT	SURFACE LAPTOP STUDIO	0F03GF222.3900C	I603	Irwindale - 2849 S. Myrtle Ave 91701 (SM East Yard)	9441	P	NELSON MANABAT	N/A	11/02/2022	2,264.40
PW62242	P0062225	DELL LATITUDE 5540 - PERFORMANCE	DELL	LATITUDE 5540	1VCZKS3	S351	Santa Clarita - 21190 Ctr Pointe Parkway 91350(SntChYd)	9443	P	NELSON MANABAT	N/A	06/09/2023	1,831.05
<b>TOTAL FOR CUSTODIAN: PWNMANABAT</b>											<b>1,059,268.53</b>	<b>TOTAL RECORD COUNT: 129</b>	

**Summary**

## Appendix B1 – List of Staff Responsible for Implementing Specific Elements of the SSMP

## Contact Information for Positions Responsible for SSMP

Responsible Org. Unit	Responsible Position	Name, Phone Number, Email	SSMP Element
Sewer Maintenance Division and  City of Santa Fe Springs Public Works Department	Division Manager and  Director of Public Works/ City Engineer	Andrew Ngumba (626) 262-2057 angumba@pw.lacounty.gov  and James Enriquez, P.E. (562) 868-0511 ext. 7450 Jamesenriquez@santafesprings.org	1. Introduction and Goal 2. Organization 3. Legal Authorities  9. Monitoring, Measurement and Program Modifications 10. Internal Audit 11. Communication Program
Sewer Maintenance Division	Principal Civil Engineer	Alex Villarama (626) 300-3374 avillarama@pw.lacounty.gov	4. Operation and Maintenance Program – Pipelines  6. Spill Emergency Response Plan
Sewer Maintenance Division	Senior Civil Engineer, Treatment Plants and Pump Stations	Jeff Bouse (626) 476-6709 jbouse@pw.lacounty.gov	4. Operation and Maintenance Program – Pump Stations
Santa Fe Springs Engineering Division	Engineering Services	James Enriquez, P.E. (562) 868-0511 ext. 7450 Jamesenriquez@santafesprings.org	5. Design and Performance Provisions - Design
Santa Fe Springs Engineering Division	Engineering Services	James Enriquez, P.E. (562) 868-0511 ext. 7450 Jamesenriquez@santafesprings.org	5. Design and Performance Provisions – Construction
Santa Fe Springs Fire Rescue Environmental Protection Di	Environmental Program Manager	Eric Scott (562) 868-0511 ext 3812 ericscott@santafesprings.gov	7. Sewer Pipe Blockage Control Program
Sewer Maintenance Division	Senior Civil Engineer, Operations & Engineering Administration	Voltaire Llana (626) 238-3179 vllana@pw.lacounty.gov	8. System Evaluation, Capacity Assurance and Capital Improvements – Condition Assessment and Prioritization of Corrective Actions
Santa Fe Springs Engineering Division	Environmental Program Manager	James Enriquez, P.E. (562) 868-0511 ext. 7450 Jamesenriquez@santafesprings.org	8. System Evaluation, Capacity Assurance and Capital Improvements – Capacity Assurance
Santa Fe Springs Community Development	Community Development Director	Cuong Nguyen (562) 868-0511 ext. 7359 cuongnguyen@santafesprings.org	8. System Evaluation, Capacity Assurance and Capital Improvements – Capital Improvement Plan

Appendix B2 – City and Sewer Maintenance  
Division Staff Contact Sheet

## South El Monte's Staff

<b>Name</b>	<b>Position</b>	<b>Telephone</b>	<b>Email</b>
James Enriquez	Director of Public Works	(562) 409-7540	<a href="mailto:jamesenriquez@santafesprings.gov">jamesenriquez@santafesprings.gov</a>
Robert Garcia	Assistant Director of Public Works	(562) 868-0511 ext. 7545	<a href="mailto:robertgarcia@santafesprings.gov">robertgarcia@santafesprings.gov</a>
Sarina Morales-Choate	Civil Engineering Assistant	(562) 868-0511 ext. 3619	<a href="mailto:sarinamorales-choate@santafesprings.gov">sarinamorales-choate@santafesprings.gov</a>
Steve Bonilla	Streets Supervisor	(562) 941-5484 ext. 3611	<a href="mailto:stevebonilla@santafesprings.gov">stevebonilla@santafesprings.gov</a>

**SEWER MAINTENANCE DIVISION  
TELEPHONE ROSTER**

<b>SEWER MAINTENANCE DIVISION ADMINISTRATION</b>	<b>OFFICE</b>	<b>COUNTY CELL</b>	<b>SEWER PLAN CHECK/PROCUREMENT, CLAIMS &amp; ACCOUNTS PAYABLE/ACCEPTANCE REVIEWS</b>	<b>OFFICE</b>	<b>COUNTY CELL</b>
<b>NGUMBA, ANDREW</b>	<b>(626) 300-3304</b>	<b>(626) 262-2057</b>	<b>SWARTZ, Robert</b>	<b>(626) 300-3367</b>	<b>(626) 695-3893</b>
<i>ROLDAN, Violeta</i>	3309	(626) 418-0145	LIU, Eric	3369	(626) 842-7246
<b>VILLARAMA, Alex</b>	<b>3374</b>	<b>(626) 607-6607</b>	<i>WANG, Kathy</i>	3322	N/A
<i>Valdez, Norma</i>	3308	(626) 418-0193	<i>CAPILI, Paolo (1)</i>	3360	(626) 842-7249
Mier, Frank	3390	(626) 228-1289	Manabat, Nelson	3348	N/A
Avanesian, Arsiney	4657	N/A	Garcia, Marie (1)	3344	(626) 681-6543
			Majidi, Hassan	3382	N/A
<b>Division Safety Coordinator</b>			<i>TSOLAKYAN, Gohar (4)</i>	3325	N/A
PORTILLO, WILLIAM	3368	(323) 496-8926	Caruthers, Tiara (4)	3391	(626) 759-0669
			<i>LA, Linh (2)</i>	3340	N/A
<b>Collection System - Field Yards</b>			Padilla, Brigette (3)	4660	N/A
Central Yard (Supt.: Christopher Pena)	(562) 941-7011	(626) 695-0176	<b>1. Sewer Plan Check/Acceptance Reviews</b>		
East Yard (Supt.: James Pryor)	(626) 446-5227	(323) 640-8500	<b>2. Direct Assessment, Record Maintenance &amp; Accounts Receivable</b>		
North Yard (Supt.: Tim Bohannon)	(661) 942-6042	(626) 695-5905	<b>3. Procurement, Claims &amp; Accounts Payable</b>		
Santa Clarita Sub-Yard (Supt.: Capice Simms)	(661) 222-2569	(562) 659-4709	<b>4. Field Operations &amp; Maintenance</b>		
South Yard (Supt.: Paul Bradford)	(323) 233-3330	(626) 710-2615			
Palos Verdes Yard (Supt.: Juan Alonso)	(310) 679-2550	(626) 201-8853	<b>OPERATIONS &amp; ENGINEERING ADMINISTRATION</b>		
<b>TREATMENT &amp; PUMPING PLANT OPS.</b>			<b>LLANA, Voltaire</b>	<b>3343</b>	<b>(626) 238-3179</b>
<b>BOUSE, Jeff</b>	<b>3373</b>	<b>(626) 476-6709</b>	HONG, May	3388	(626) 842-7247
<i>MEDINA, Sandra</i>	3363	(626) 632-7305	<b>Accumulative Capital Outlay/Condition Assessment</b>		
<b>Special Projects/GIS &amp; Annexation</b>			<i>FERDINANDSEN, Teagan</i>	3376	(626) 632-8132
Zhu, Ye (Julie) ( <b>Backup Floor Warden</b> )	3311	N/A	Abegg, Jared	4711	(626) 762-1964
Luong, Hai ( <b>Floor Warden</b> )	3393	N/A	<i>MORTAZAVI, Mahdi</i>	3328	(626) 842-7250
Bobadilla, Laura	3381	(626) 542-9024	Le, Hien	3316	N/A
Lee, Sarah	3366	(626) 542-9013	KEBEDE, Hanna	4686	(626) 842-7248
<i>GONZALEZ, Jonathan</i>	4693	(626) 719-1643	<b>Asset Management Unit</b>		
Aguilar, Emmanuel	3352	N/A	<i>MORELOS, Marissa</i>	3370	(626) 719-8799
Toomasian, Vera	4659	N/A	Sun, Alexander	3387	(626) 842-7033
<i>RAMIREZ, Mark (Electro-Mechanic Supv.)</i>	4682	(626) 695-1818	Omae, Amy (Contractor)	N/A	(714) 730-2344
<b>South Pumping Operations</b>			Murthy, Umesh (Contractor)	N/A	(626) 568-6084
<i>MARTINEZ, William</i>	(323) 233-2015	(323) 496-9079			
<b>East &amp; Central Pumping Operations</b>			<i>Dispatch</i>		(800) 675-4357
<i>MODLIN, George</i>	(626) 446-3271	(626) 233-4853	<i>Conference Room</i>		(626) 300-3333
<b>North/West Pumping Operations</b>			<i>Office Fax</i>		(626) 300-3365
<i>DURAN, Alfredo</i>	(661) 942-6042	(626) 614-7932			
<i>VALLES, Anthony</i>	(661) 222-2569	(626) 219-5920			
<b>Wastewater Treatment Plant Operations – East/South Unit</b>					
<i>DOLAN, Pat</i>	(310) 779-0867	N/A			

# Appendix C – Not Used

*Reserved for future attachments associated with SSMP Element 3 – Legal Authorities.*

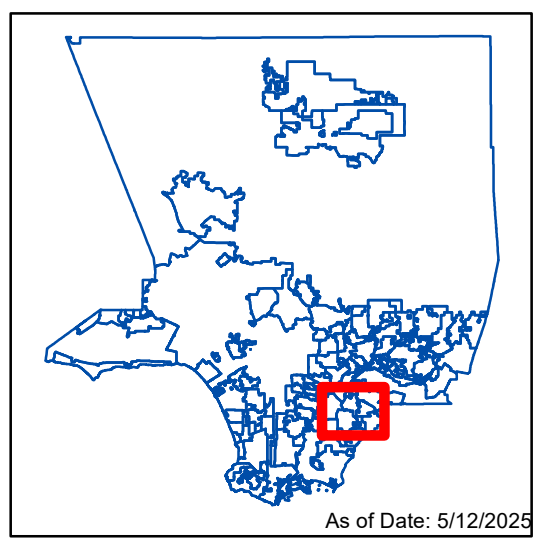
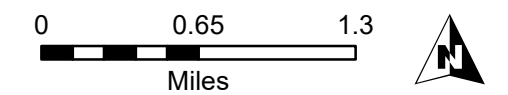
# Appendix D – Field Operations Yard and Pump Station Map

# Sewer Facilities in the City of Santa Fe Springs

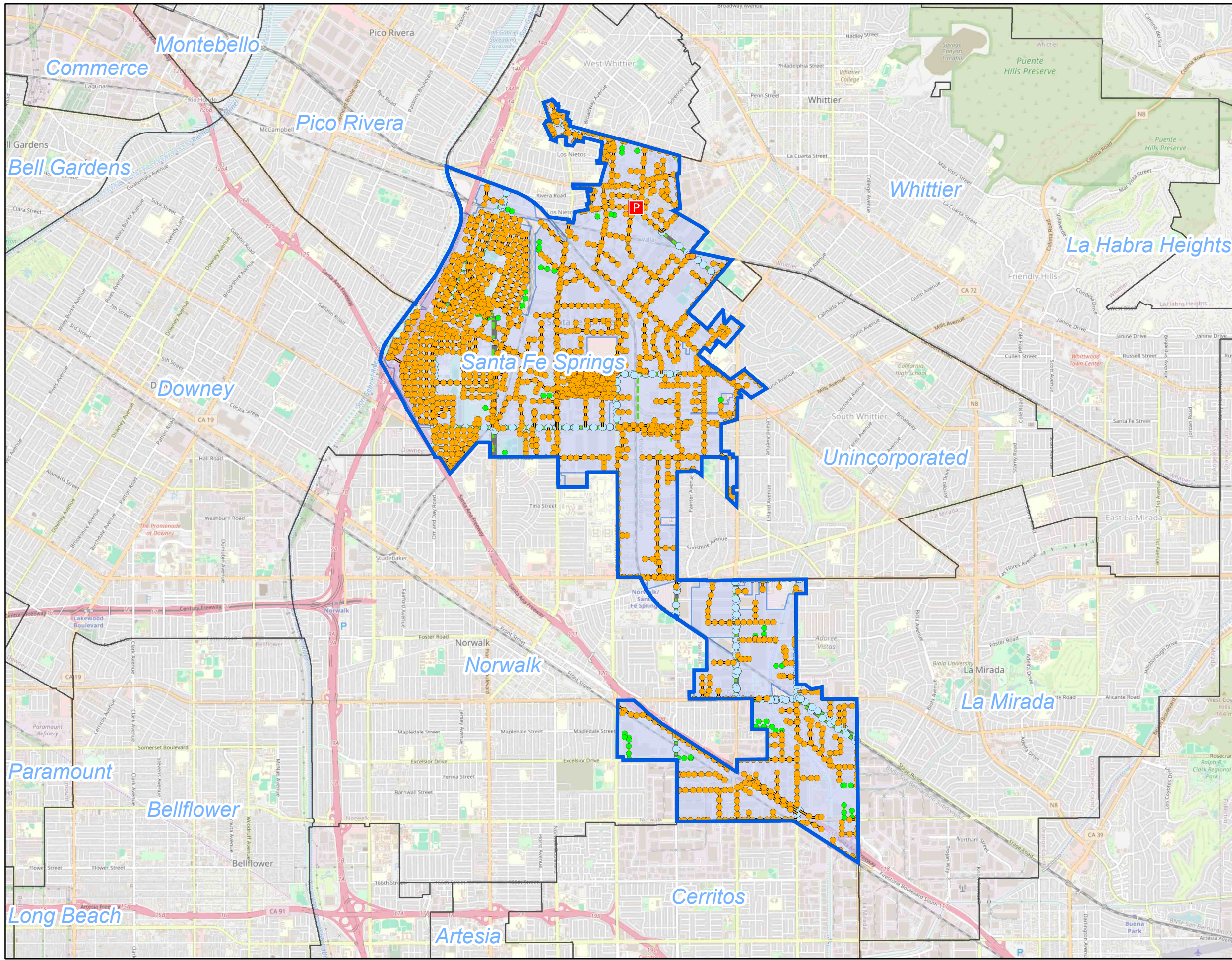
## Legend

- SMD Manhole
- P Sewer Pump Station
- No SMD Mainted Manhole
- Trunk Sewer MHs
- Gravity
- Force Main
- Siphon
- Non SMD Sanitary Sewers
- Trunk Main Lines
- Sewer Maint Dist Boundary
- City of Santa Fe Springs

Manholes: 1,917  
 Sewer footage: 84.36 mi  
 Easement Length: 17.48 mi  
 Pump Stations: 1

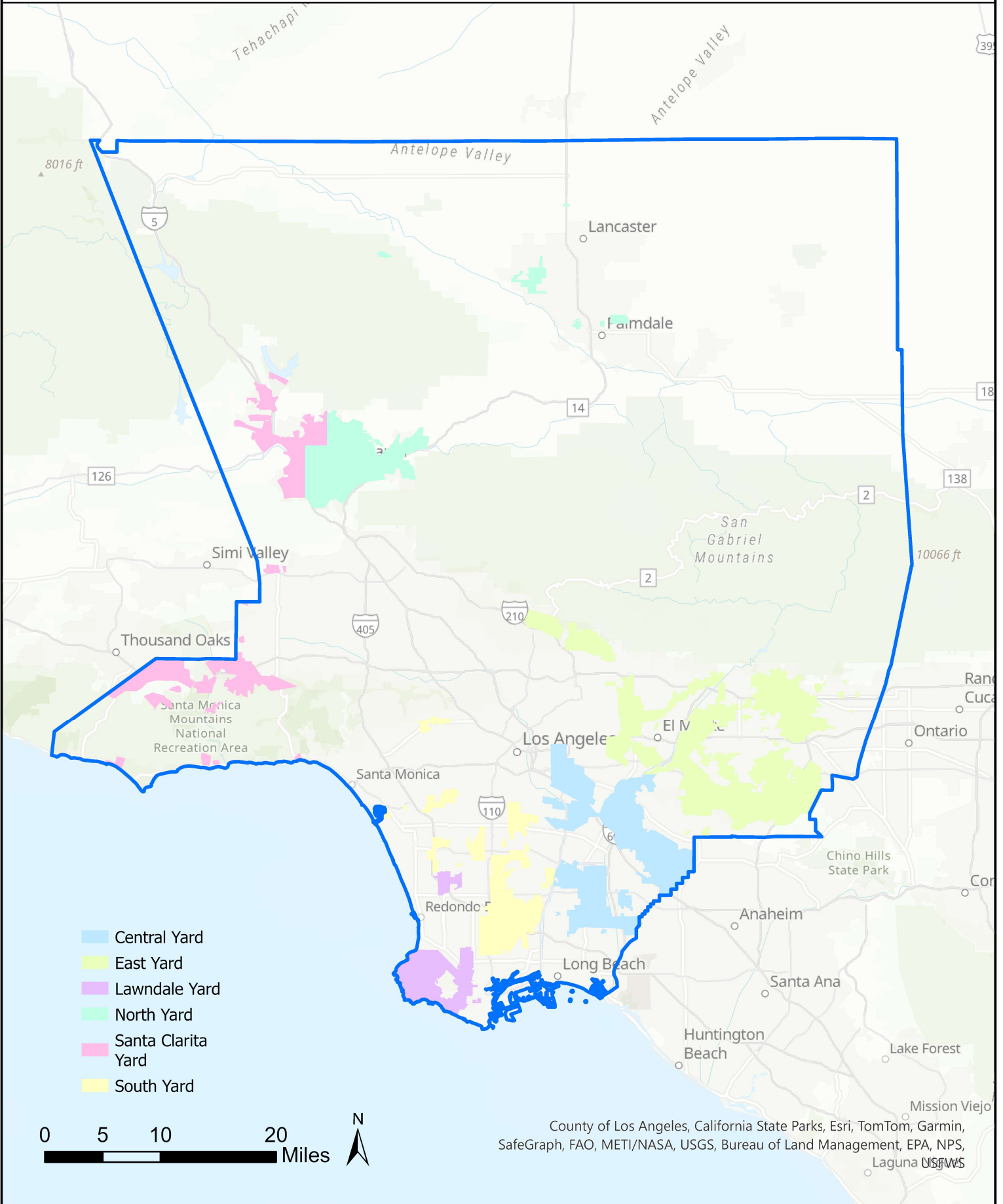


As of Date: 5/12/2025



# Sewer Maintenance Districts

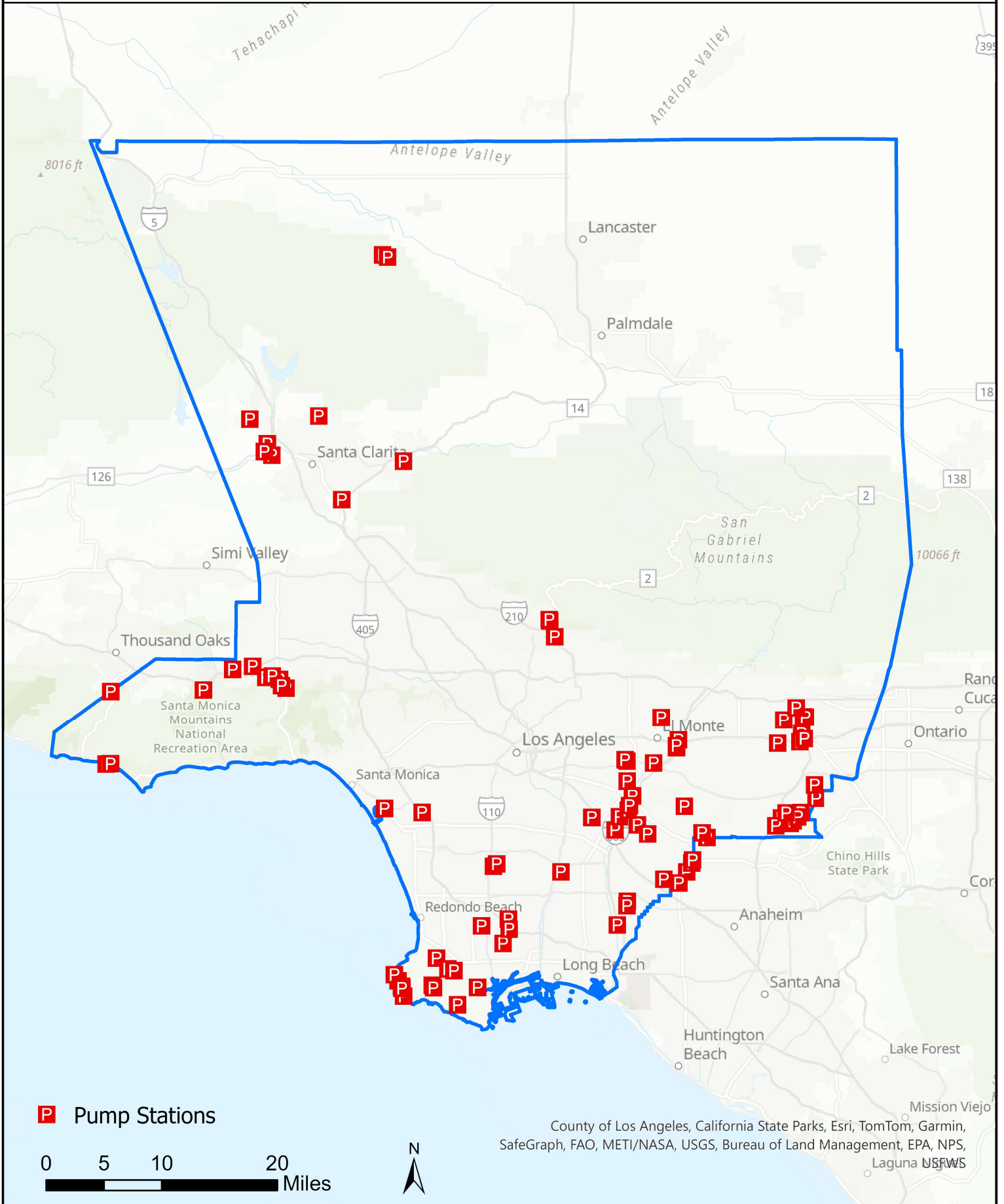
## Field Operations Yards



County of Los Angeles, California State Parks, Esri, TomTom, Garmin, SafeGraph, FAO, METI/NASA, USGS, Bureau of Land Management, EPA, NPS, USFWS

# Sewer Maintenance Districts

## Pump Stations



# Appendix E – Not Used

*Reserved for future attachments associated with SSMP Element 5 – Design and Performance Provisions.*

# Appendix F – Spill Emergency Response Plan



*Public Works*  
LOS ANGELES COUNTY

# Spill Emergency Response Plan

Los Angeles County, Department of Public  
Works

Protocols for Sewer Spill Response, Notification  
and Reporting

*Los Angeles, California*  
March 2025



## Contents

1	Purpose.....	3
1.1	Regulatory Requirements.....	3
2	Spill Detection and Dispatch to Investigate.....	4
3	Spill Response Procedures.....	5
3.1	Safety.....	5
3.2	Traffic and Crowd Control.....	5
3.3	Primary Responder Priorities.....	6
3.4	Initial Response.....	6
3.4.1	Restore Flow.....	7
3.4.2	Initiate Spill Containment Measures.....	7
3.5	Water Quality Sampling and Testing.....	8
3.6	Recovery and Clean Up.....	8
3.6.1	Recovery of Spilled Sewage.....	8
3.6.2	Clean Up and Disinfection.....	8
3.6.3	Follow Up Activities.....	9
3.7	Public Notification.....	9
3.8	Spill Event Investigation.....	9
4	Spill Documentation and Reporting.....	11
4.1	Spill Categories.....	11
4.2	Internal Spill Reporting Procedures.....	11
4.3	External Spill Reporting Procedures.....	12
4.3.1	Category 1 Spills.....	12
4.3.2	Category 2 Spills.....	16
4.3.3	Category 3 Spills.....	18
4.3.4	Category 4 Spills.....	20
4.3.5	Monthly Certification of “No-Spills” or “Category 4 Spills” and/or “Non-Category 1 Lateral Spills”.....	20
4.4	Internal Spill Documentation.....	22
4.4.1	Category 1, 2, and 3 Spills.....	22
4.4.2	Category 4 Spills.....	22
4.4.3	Private Lateral Sewage Discharges.....	23
4.5	Spill Record Keeping Requirements.....	23
4.5.1	Post Spill Event Debriefing.....	24
5	Spill Emergency Response Plan Update and Training.....	25
5.1	Annual Review and Update.....	25
5.2	Spill Response Training.....	25
5.3	Initial and Annual Refresher Training.....	25
5.3.1	Spill Training Record Keeping.....	25
5.4	Contractors Working on Public Sewer Facilities.....	26
	Safety.....	32
	Water Quality Sampling.....	32
	Water Quality Sampling Equipment.....	34
	Water Quality Sampling Procedure.....	35

Water Quality Analysis-Protocols .....	35
Reporting Requirements.....	35

## Tables

Table 4-1: Spill Categories and Definitions.....	11
Table 4-2. External Reporting and Notification Checklist and Contact Information.....	21

## Appendices

Appendix A. Combined Resources Phone List.....	27
Appendix B. Sanitary Sewer Spill Response Flowchart and Notification Table.....	28
Appendix C. Service Request Form.....	30
Appendix D. SWMD Illicit Discharge Emergency Response Flowchart .....	31
Appendix E. Water Quality Monitoring Program.....	32
Appendix F. LACPW Methods for Estimating Spill Volume .....	37
Appendix G. Spill Report Form.....	42

# 1 Purpose

The purpose of the Spill Emergency Response Plan (SERP) is to support an orderly and effective response to sewer spills. This plan provides guidelines for the County of Los Angeles District's maintenance crew to follow in responding to, cleaning up, and reporting sewer spills that may occur within the Consolidated and Marina Sewer Maintenance District's service area.

## 1.1 Regulatory Requirements

The Districts are required to have an up-to-date Spill Emergency Response Plan to ensure prompt detection and response to spills to reduce spill volumes and collect information for prevention of future spills. The Spill Emergency Response Plan must include procedures to:

- *Notify primary responders, appropriate local officials, and appropriate regulatory agencies of a spill in a timely manner;*
- *Notify other potentially affected entities (for example, health agencies, water suppliers, etc.) of spills that potentially affect public health or reach waters of the State;*
- *Comply with the notification, monitoring and reporting requirements of this General Order, State law and regulations, and applicable Regional Water Board Orders;*
- *Ensure that appropriate staff and contractors implement the Spill Emergency Response Plan and are appropriately trained;*
- *Address emergency system operations, traffic control and other necessary response activities;*
- *Contain a spill and prevent/minimize discharge to waters of the State or any drainage conveyance system;*
- *Minimize and remediate public health impacts and adverse impacts on beneficial uses of waters of the State;*
- *Remove sewage from the drainage conveyance system;*
- *Clean the spill area and drainage conveyance system in a manner that does not inadvertently impact beneficial uses in the receiving waters;*
- *Implement technologies, practices, equipment, and interagency coordination to expedite spill containment and recovery;*
- *Implement pre-planned coordination and collaboration with storm drain agencies and other utility agencies/departments prior, during, and after a spill event;*
- *Conduct post-spill assessments of spill response activities;*
- *Document and report spill events as required in this General Order; and*
- *Annually, review and assess effectiveness of the Spill Emergency Response Plan, and update the Plan as needed.*

## 2 Spill Detection and Dispatch to Investigate

The processes employed to notify Districts maintenance staff of the occurrence of a spill include: observation by the public, calls from outside agencies such as the cities served by the Districts, Los Angeles County Sheriff's Department, Los Angeles County Fire Department or Public Works, receipt of an alarm, or observation by Districts staff during the normal course of their work.

The Sewer Maintenance Districts provide 24-hour emergency services to investigate complaints from citizens. The 24-hour emergency telephone number is 1-800-675-HELP (4357). Personnel are available each day of the year to receive and act on any calls or automated alarms related to problems in the sewer system including overflows.

During business hours, compliant calls are received by the Department of Public Works' Operator. The Operator will dispatch the nearest Sewer Maintenance crew to the problem site. Normal Business hours are Monday through Friday from 6:30 a.m. to 5:00 p.m.

For after-hour calls (i.e., any calls outside of business hours), the Operator will call the Sewer Maintenance Superintendent or Supervisor in the order listed on the Emergency Home Telephone list.

The Superintendent or Supervisor who receives the emergency call will investigate the complaint and take appropriate action, including immediate dispatch of a standby crew with necessary equipment to take care of the problem or refer the call to other agencies if the problem is found not to be in our jurisdiction.

All contact information can be found in the Combined Resources Phone List in Appendix A.

## 3 Spill Response Procedures

Sewer service calls are high priority events that demand a prompt response to the location of the problem. During normal working hours, the nearest Sewer Maintenance Crew is the Primary Responder. During after hours, the staff assigned to the Emergency Call List is the Primary Responder who will investigate the service call to determine the appropriate response.

All contact information can be found in the Combined Resources Phone List in Appendix A.

The response procedures for spills caused by sewers managed by the Department of Public Works along with a notification table are depicted in Appendix B.

The following information provides the order of operations for crew response procedures relating to spills:

The crew shall also document the overflow with photographs of the point of overflow, property damage, traffic control, containment method, and point of entry to storm drain system. At this time, crews identify the probable cause of the overflow (i.e. grease, roots, rocks, etc.) and then remedial actions are taken to ensure the mainline is down and running normal. The complainant of the overflow is informed of the cause of the problem and the remedial action taken.

### 3.1 Safety

All responding Districts personnel are responsible for following Los Angeles County Public Works safety procedures at all times. Assume that the overflow contains hazardous materials, particularly if it occurs in an industrial area. Crews shall stay upwind of any potential air contamination or fumes until it is determined to be safe to approach the origin of the spill. If hazardous materials are suspected, our crews are to notify the Department of Public Works' Dispatch Unit so that a Hazmat investigation can be made immediately.

### 3.2 Traffic and Crowd Control

Traffic control requirements vary depending on the location and the risk to operating personnel and the public. The Districts use the following traffic control devices, as appropriate:

- Warning signs (signs with the symbol for person working are preferred);
- Directional arrow signs on rear of the truck;
- Traffic cones clearly delineating traffic lanes and directions; and
- One or more flaggers utilized to control and direct traffic where visibility is limited or the possibility of collision exists.

Place warning signs, cones, barricades and caution tape as needed to keep vehicles and pedestrians away from contact with spilled sewage.

### 3.3 Primary Responder Priorities

The Primary Responder's priorities, as the first person to respond to the call, are:

- To follow safe work practices;
- To respond promptly with appropriate equipment;
- To contain the spill wherever feasible;
- To restore the flow as soon as practicable;
- To minimize public access to and/or contact with the spilled sewage;
- To ensure proper cleanup has occurred with contractor; and
- To restore the area to its original condition (or as close as possible).

### 3.4 Initial Response

Upon notification of a possible sewer spill to the Public Works 24-hour Emergency phone number, the operator receiving the call gathers as much information as available through the caller. Information typically available includes the time the spill was noticed, address of the spill, general location of the spill (street, alley, easement, parking lot, private property, etc.) as well as a call back telephone number of the calling party in case additional information is needed. The Service request form to be filled by the operator after receiving the notification of a spill is provided in Appendix C.

The receiving operator will call the nearest crew during normal working hours or the staff assigned to the Emergency Call List during after-hours. All known information about the spill will be provided to the responding party.

Upon arrival, the responding crew will:

- Field verify the address and nearest cross street to determine whether the spill or backup is located in LACPW's service area. **If in LACPW's service area, call the County Operator within 15 minutes to notify Department of Public Health.** Notify the responsible maintenance agency if it is not a LACPW facility.
- Note arrival time at spill site.
- Use best judgment to determine whether to proceed immediately with blockage removal versus containment.
- If the spill/backup is caused by a private lateral, the responding crew should contain/mitigate the spilled sewage to prevent sewage from entering the public right of way without LACPW staff going on private property.
- Set up absorbent socks or sandbags to prevent flow from entering any nearby storm drain or catch basin. The cleaning truck crew will also locate the dry sewer manhole for the jetter truck to clear the upstream stoppage.
- Set up traffic and pedestrian control as necessary for safety of the public and the response crew.

### 3.4.1 Restore Flow

Using the appropriate cleaning tools, the LACPW's jetter truck will set up downstream of the blockage and hydro clean upstream from a clear manhole. The crew will attempt to remove the blockage from the system and observe the flows to ensure that the blockage does not recur downstream.

- If the blockage cannot be cleared within a reasonable time, or the sewer requires construction repairs to restore flow, then initiate additional containment measures and/or bypass pumping.
- If the blockage is too large for the sewer operations crew to bypass, Sewer Maintenance Division will access additional resources through Emergency On-Call contracts to assist with a larger bypass.

### 3.4.2 Initiate Spill Containment Measures

The responding crew should attempt to contain as much of the spilled sewage as possible using the following steps:

- Determine the immediate destination of the overflowing sewage.
- Department of Public Works, Stormwater Maintenance Division (SWMD), is notified of all overflows that discharge into the storm drain system or flood control channel. SWMD's role is to assist in tracing and capturing as much of the spill before it reaches waters of the United States. A sewage spill greater than 1,000 gallons and likely to enter a facility is considered a significant release and should be handled in the same way as an illicit discharge as per County of Los Angeles Department of Public Works' Stormwater Maintenance Division 'Illicit Discharge Emergency Response Procedures'. The SWMD Illicit Discharge Emergency Response Flowchart is shown in Appendix D.
- Implement immediate containment measures consisting of containing flow from reaching catch basins using absorbent socks, and/or other dam construction material to contain the spill, whenever appropriate.
- Additional containment measures include containing/directing the spilled sewage by digging a dike/dam or using sandbags.
- LACPW is only responsible for sewer mainline maintenance and is not responsible for maintenance of any portion of the private property sewer lateral. The private property sewer lateral extends from the building to the connection at the sewer mainline. If the spill is caused by a sewer lateral, LACPW will check the mainline and ensure this is clear. If this is not, LACPW will proceed to unblock the line to restore flow. If the mainline is clear of any blockages, LACPW will contact the owner of the lateral, who will be responsible to contact a plumber to clear the blockage and restore flow. General precautions for sewage contamination on residential property is detailed below:

## General Precautions for Sewage Contamination of Residential Property

If a sewer backup caused flooding in a home, the property owner should:

- Keep people and pets away from the affected area(s).
- Do not attempt to clean it themselves.
- Turn off central heat and air-conditioning systems and prevent flow from reaching floor vents by using towels or blankets as a berm. Remove the vent cover and stuff a towel in the opening to help prevent the flow from entering.
- Leave items in the affected area for the experts to handle.

### Homeowner Responsibilities:

The homeowner is responsible for clearing any blockage in the home's plumbing system or private lateral and for any resulting flood damage to the structure. The homeowner is also responsible for damage that happens because a lateral was not properly installed. If the sewage flooding was caused by blockage in the private sewer lateral:

- Call an experienced restoration company for cleanup and removal of affected surfaces.
- Report a claim to the homeowner's insurance carrier.
- If there was recent plumbing work performed, contact the plumber or contractor.

If the sewage flooding was caused by a blockage in the public sewer main, LACPW may be responsible for the damages. If this occurs, the property owner will file a claim as soon as possible, and LACPW will respond accordingly. If a blockage occurs in the private sewer lateral, it is the homeowner's responsibility to clear the blockage. All blockages occurring in the Private Sewer Lateral, are the responsibility of the homeowner.

## 3.5 Water Quality Sampling and Testing

As part of this effort, a water quality monitoring plan was developed for LACPW as shown in Appendix E. Spill volume estimation can be determined following one of the steps in Appendix F.

## 3.6 Recovery and Clean Up

### 3.6.1 Recovery of Spilled Sewage

Use a vacuum truck to vacuum up all spilled sewage and any water used to flush the area.

### 3.6.2 Clean Up and Disinfection

Implement clean up and disinfection procedures to reduce the potential for human health issues and adverse environmental impacts that are associated with a spill event. The procedures described are for dry weather conditions and should be modified as required for wet weather conditions.

### Hard Surface Areas

Take reasonable steps to contain and vacuum up the wastewater. Collect all signs of sewage solids and sewage-related material either by hand or with the use of rakes and brooms. Wash down the affected area with high pressure water using nozzles on provided on the hydro/combo unit and vacuum the wash water utilizing the hydro/combo unit. Allow area to dry. Repeat the process if additional cleaning is required. Use disinfection.

### Landscaped and Unimproved Natural Vegetation

If spill occurs in landscape, either flush the landscape with wash water or take off the top inch or the amount that has been affected and replace the soil. The approach will be determined by the Primary Responder.

### Wet Weather Modifications

Omit flushing and sampling during heavy storm events with heavy runoff where flushing is not required and sampling would not provide meaningful results.

## 3.6.3 Follow Up Activities

If sewage has reached the storm drain system, use the hydro/combo unit to vacuum/pump out the catch basin. Flush the storm drain system with wash water and capture all residual wash water at a point of containment downstream. Stormwater Maintenance Division staff will request the amount/quantity of storm drain to clean/flush.

If LACPW sewer causes an overflow on a private property, a remediation contractor will be called to clean and sanitize the affect areas of the home. If the blockage occurs in the main, LACPW will report this as a spill and restore flow. The Primary Responder will notify the Sewer Operations Superintendent or Supervisor to determine if any immediate steps to rectify the issue are required. Provide the customer with the contact information of LACPW to make a claim, pending investigation.

## 3.7 Public Notification

If a spill enters the ocean or a waterway requiring posting of signage, contact Los Angeles County Department of Public Health through the County Operator. The Department of Public Health will post and remove signage for waterways and beach closures as required and will not remove the signs until the effects of the spill have been mitigated. A public press release will be made of the temporary closure due to a spill.

## 3.8 Spill Event Investigation

The objective of the spill event investigation is to determine the cause of the spill and to identify corrective action(s) needed that will reduce or eliminate potential for the spill to recur.

The investigation includes reviewing all relevant data to determine appropriate corrective action(s) for the line segment. The investigation will be conducted by the Supervisor and/or and reported to the Superintendent or his/her designee. The investigation should include:

- A review of and verification of the information reported on the Spill Report Form (Appendix G);
- A review of available photographs;
- A review of historical maintenance activities;
- Completion of a post-spill CCTV inspection to determine the condition of the line segment immediately upstream and downstream of the spill and review the results.
- A review of the results of a FOG source control investigation, if the spill is FOG-related; and
- Debrief with staff who responded to the spill.

The goal of the spill event investigation is to determine the cause of the spill event and to identify appropriate corrective actions. LACPW's standard practice is, at a minimum, to perform a CCTV inspection of the pipe containing the blockage that caused the spill event along with the pipes immediately upstream and downstream to find a resolution on how to decrease the chance this will happen again.

LACPW has a book of sewer cleaning periodics for pipe segments that are cleaned more frequently. These are put on a more regular cleaning schedule to reduce the potential of another spill if one had occurred previously.

## 4 Spill Documentation and Reporting

### 4.1 Spill Categories

The California State Water Resources Control Board (SRWCB) has established guidelines for classifying and reporting sewer spills. Reporting and documentation requirements vary based on the type of spill.

Currently, there are four categories of spills as defined by the SWRCB and shown in **Table 4-1**<sup>1</sup>.

**Table 4-1: Spill Categories and Definitions**

CATEGORIES	DEFINITIONS [see Page A-4 in Attachment A of Order 2022-0103-DWQ, for Spill definition]
<b>CATEGORY 1</b>	<p>A Category 1 spill is a spill of any volume of sewage from or caused by a sanitary sewer system regulated under the General Order that results in a discharge to:</p> <ul style="list-style-type: none"> <li>• A surface water, including a surface water body that contains no flow or volume of water; or</li> <li>• A drainage conveyance system that discharges to surface waters when the sewage is not fully captured and returned to the sanitary sewer system or disposed of properly.</li> </ul> <p>Any spill volume not recovered from a drainage conveyance system is considered a discharge to surface water, unless the drainage conveyance system discharges to a dedicated stormwater infiltration basin or facility.</p> <p>A spill from a Districts-owned and/or operated lateral that discharges to a surface water is a Category 1 spill; the Districts shall report all Category 1 spills per section 3.1 of Attachment E1 (Notification, Monitoring, Reporting and Recordkeeping Requirements) of the General Order.</p>
<b>CATEGORY 2</b>	<p>A Category 2 spill is a spill of 1,000 gallons or greater, from or caused by a sanitary sewer system regulated under the General Order that does not discharge to a surface water.</p> <p>A spill of 1,000 gallons or greater that spills out of a lateral and is caused by a failure or blockage in the sanitary sewer system, is a Category 2 spill.</p>
<b>CATEGORY 3</b>	<p>A Category 3 spill is a spill of equal to or greater than 50 gallons and less than 1,000 gallons, from or caused by a sanitary sewer system regulated under this General Order that does not discharge to a surface water.</p> <p>A spill of equal to or greater than 50 gallons and less than 1,000 gallons, that spills out of a lateral and is caused by a failure or blockage in the sanitary sewer system is a Category 3 spill.</p>
<b>CATEGORY 4</b>	<p>A Category 4 spill is a spill of less than 50 gallons, from or caused by a sanitary sewer system regulated under this General Order that does not discharge to a surface water.</p> <p>A spill of less than 50 gallons that spills out of a lateral and is caused by a failure or blockage in the sanitary sewer system is a Category 4 spill.</p>

### 4.2 Internal Spill Reporting Procedures

---

<sup>1</sup> State Water Resources Control Board General Order for Sanitary Sewer Systems, Order WQ 2022-0103-DWQ

The Primary Responder will fill out the Service Request Form (Appendix C) and the Spill Report Form (Appendix G) and turn it in to the Superintendent or Supervisor. The Spill Report Form includes field for documenting spill volume information. Use Appendix F to estimate and record the duration and volume of the spill.

The Superintendent or Supervisor reviews the completed Spill Report Form and provides the completed form to the CIWQS Data Submitter for entry into the State Water Resources Control Board (SWRCB) California Integrated Water Quality System (CIWQS) Online Spill Reporting System. The Legally Responsible Official certifies the Spill Report in CIWQS.

## 4.3 External Spill Reporting Procedures<sup>2</sup>

CIWQS is used for reporting spill information to the SWRCB whenever possible. A summary of external reporting and notification requirements and contact information is included as **Table 4-2**.

### 4.3.1 Category 1 Spills

#### Draft Spill Report for Category 1 Spills

Within three (3) business days of the Enrollee's knowledge of a Category 1 spill, the Enrollee shall submit a Draft Spill Report to the online CIWQS Sanitary Sewer System Database. The Draft Spill Report must, at minimum, include the following items:

1. Contact information: Name and telephone number of Enrollee contact person to respond to spill-specific questions;
2. Spill location name;
3. Date and time the Enrollee was notified of, or self-discovered, the spill;
4. Operator arrival time;
5. Estimated spill start date and time;
6. Date and time the Enrollee notified the California Office of Emergency Services, and the assigned control number;
7. Description, photographs, and GPS coordinates of the system location where the spill originated;
  - If a single spill event results in multiple appearance points, provide GPS coordinates for the appearance point closest to the failure point and describe each additional appearance point in the spill appearance point explanation field;
8. Estimated total spill volume exiting the system;
9. Description and photographs of the extent of the spill and spill boundaries;

---

<sup>2</sup> State Water Resources Control Board Monitoring and Reporting Program No. 2006-0003-DWQ (as revised by Order No. WQ 2008-0002.EXEC) Statewide General Waste Discharge Requirements for Sanitary Sewer Systems

10. Did the spill reach a drainage conveyance system? If Yes:
  - Description of the drainage conveyance system transporting the spill;
  - Photographs of the drainage conveyance system entry location(s);
  - Estimated spill volume fully recovered from the drainage conveyance system;
  - Estimated spill volume remaining within the drainage conveyance system;
11. Description and photographs of all discharge point(s) into the surface water;
12. Estimated spill volume that discharged to surface waters; and
13. Estimated total spill volume recovered

### Certified Spill Report for Category 1 Spills

Within 15 calendar days of the spill end date, the Enrollee shall submit a Certified Spill Report for Category 1 spills, to the online CIWQS Sanitary Sewer System Database. Upon completion of the Certified Spill Report, the online CIWQS Sanitary Sewer System Database will issue a final spill event identification number. The Certified Spill Report must, at minimum, include the following mandatory information in addition to all information in the Draft Spill Report per the previous section (Draft Spill Report for Category 1 Spills) above:

1. Description of the spill event destination(s), including GPS coordinates if available, that represent the full spread and reach of the spill;
2. Spill end date and time;
3. Description of how the spill volume estimations were calculated, including at a minimum:
  - The methodology, assumptions and type of data relied upon, such as supervisory control and data acquisition (SCADA) records, flow monitoring or other telemetry information used to estimate the volume of the spill discharged, and the volume of the spill recovered (if any volume of the spill was recovered), and
  - The methodology(ies), assumptions and type of data relied upon for estimations of the spill start time and the spill end time;
4. Spill cause(s) (for example, root intrusion, grease deposition, etc.);
5. System failure location (for example, main, lateral, pump station, etc.);
6. Description of the pipe material, and estimated age of the pipe material, at the failure Location;
7. Description of the impact of the spill;
8. Whether or not the spill was associated with a storm event;
9. Description of spill response activities including description of immediate spill containment and cleanup efforts;

10. Description of spill corrective action, including steps planned or taken to reduce, eliminate, and prevent reoccurrence of the spill, and a schedule of major milestones for those steps;
11. Spill response completion date;
12. Detailed narrative of investigation and investigation findings of cause of spill;
13. Reasons for an ongoing investigation (as applicable) and the expected date of completion;
14. Name and type of receiving water body(s);
15. Description of the water body(s), including but not limited to:
  - Observed impacts on aquatic life,
  - Public closure, restricted public access, temporary restricted use, and/or posted
  - health warnings due to spill,
  - Responsible entity for closing/restricting use of water body, and
  - Number of days closed/restricted as a result of the spill.
16. Whether or not the spill was located within 1,000 feet of a municipal surface water intake; and
17. If water quality samples were collected, identify sample locations and the parameters the water quality samples were analyzed for. If no samples were taken, Not Applicable shall be selected.

#### Spill Technical Report for Individual Category 1 Spill in which 50,000 Gallons or Greater Discharged into a Surface Water

For any spill in which 50,000 gallons or greater discharged into a surface water, within 45 calendar days of the spill end date, the Enrollee shall submit a Spill Technical Report to the online CIWQS Sanitary Sewer System Database. The Spill Technical Report, at minimum, must include the following information:

1. Spill causes and circumstances, including at minimum:
  - Complete and detailed explanation of how and when the spill was discovered;
  - Photographs illustrating the spill origin, the extent and reach of the spill, drainage conveyance system entrance and exit, receiving water, and post-cleanup site conditions;
  - Diagram showing the spill failure point, appearance point(s), the spill flow path, and ultimate destinations;
  - Detailed description of the methodology employed, and available data used to calculate the discharge volume and, if applicable, the recovered spill volume;
  - Detailed description of the spill cause(s);

- Description of the pipe material, and estimated age of the pipe material, at the failure location;
  - Description of the impact of the spill;
  - Copy of original field crew records used to document the spill; and
  - Historical maintenance records for the failure location.
2. Enrollee's response to the spill:
- Chronological narrative description of all actions taken by the Enrollee to terminate the spill;
  - Explanation of how the Sewer System Management Plan Spill Emergency Response Plan was implemented to respond to and mitigate the spill; and
  - Final corrective action(s) completed and a schedule for planned corrective actions, including:
    - Local regulatory enforcement action taken against an illicit discharge in response to this spill, as applicable,
    - Identifiable system modifications, and operation and maintenance program modifications needed to prevent repeated spill occurrences, and
    - Necessary modifications to the Emergency Spill Response Plan to incorporate lessons learned in responding to and mitigating the spill.
3. Water Quality Monitoring, including at minimum:
- Description of all water quality sampling activities conducted;
  - List of pollutant and parameters monitored, sampled and analyzed; as required in section 2.3 (Receiving Water Monitoring) of the General Order;
  - Laboratory results, including laboratory reports;
  - Detailed location map illustrating all water quality sampling points; and
  - Other regulatory agencies receiving sample results (if applicable).
4. Evaluation of spill impact(s), including a description of short-term and long-term impact(s) to beneficial uses of the surface water.

### Amended Certified Spill Reports for Individual Category 1 Spills

The Enrollee shall update or add additional information to a Certified Spill Report within 90 calendar days of the spill end date by amending the report or by adding an attachment to the Spill Report in the online CIWQS Sanitary Sewer System Database. The Enrollee shall certify the amended report.

After 90 calendar days, the Enrollee shall contact the State Water Board at [SanitarySewer@waterboards.ca.gov](mailto:SanitarySewer@waterboards.ca.gov) to request to amend a Spill Report. The Legally Responsible Official shall submit justification for why the additional information was not reported within the Amended Spill Report due date.

## 4.3.2 Category 2 Spills

### Draft Spill Report for Category 2 Spills

Within three (3) business days of the Enrollee's knowledge of a Category 2 spill, the Enrollee shall submit a Draft Spill Report to the online CIWQS Sanitary Sewer System Database. The Draft Spill Report must, at minimum, include the following items:

1. Contact information: Name and telephone number of Enrollee contact person to respond to spill-specific questions;
2. Spill location name;
3. Date and time the Enrollee was notified of, or self-discovered, the spill;
4. Operator arrival time;
5. Estimated spill start date and time;
6. Date and time the Enrollee notified the California Office of Emergency Services, and the assigned control number;
7. Description, photographs, and GPS coordinates of the system location where the spill originated;
  - If a single spill event results in multiple appearance points, provide GPS coordinates for the appearance point closest to the failure point and describe each additional appearance point in the spill appearance point explanation field;
8. Estimated total spill volume exiting the system;
9. Description and photographs of the extent of the spill and spill boundaries;
10. Did the spill reach a drainage conveyance system? If Yes:
  - Description of the drainage conveyance system transporting the spill;
  - Photographs of the drainage conveyance system entry location(s);
  - Estimated spill volume fully recovered from the drainage conveyance system;
  - Estimated spill volume remaining within the drainage conveyance system;
  - Estimated spill volume discharged to a groundwater infiltration basin or facility, if applicable; and
11. Estimated total spill volume recovered.

### Certified Spill Report for Category 2 Spills

Within 15 calendar days of the spill end date, the Enrollee shall submit a Certified Spill Report for the Category 2 spill, to the online CIWQS Sanitary Sewer System Database (<https://ciwqs.waterboards.ca.gov>). Upon completion of the Certified Spill Report, the online CIWQS Sanitary Sewer System Database will issue a final spill event identification number.

The Certified Spill Report must, at minimum, include the following mandatory information in addition to all information in the Draft Spill Report per the previous section (Draft Spill Report for Category 2 Spills) above:

1. Description of the spill event destination(s), including GPS coordinates if available, that represent the full spread and reach of the spill;
2. Spill end date and time;
3. Description of how the spill volume estimations were calculated, including at a minimum:
  - The methodology, assumptions and type of data relied upon, such as supervisory control and data acquisition (SCADA) records, flow monitoring or other telemetry information used to estimate the volume of the spill discharged, and the volume of the spill recovered (if any volume of the spill was recovered), and
  - The methodology(ies), assumptions and type of data relied upon for estimations of the spill start time and the spill end time;
4. Spill cause(s) (for example, root intrusion, grease deposition, etc.);
5. System failure location (for example, main, pump station, etc.);
6. Description of the pipe/infrastructure material, and estimated age of the pipe material, at the failure location;
7. Description of the impact of the spill;
8. Whether or not the spill was associated with a storm event;
9. Description of spill response activities including description of immediate spill containment and cleanup efforts;
10. Description of spill corrective action, including steps planned or taken to reduce, eliminate, and prevent reoccurrence of the spill, and a schedule of major milestones for those steps;
11. Spill response completion date;
12. Detailed narrative of investigation and investigation findings of cause of spill;
13. Reasons for an ongoing investigation (as applicable) and the expected date of completion; and
14. Whether or not the spill was located within 1,000 feet of a municipal surface water intake.

#### Amended Certified Spill Reports for Individual Category 2 Spills

The Enrollee shall update or add additional information to a Certified Spill Report within 90 calendar days of the spill end date by amending the report or by adding an attachment to the Spill Report in the online CIWQS Sanitary Sewer System Database.

The Enrollee shall certify the amended report. After 90 calendar days, the Enrollee shall contact the State Water Board at [SanitarySewer@waterboards.ca.gov](mailto:SanitarySewer@waterboards.ca.gov) to request to

amend a Spill Report. The Legally Responsible Official shall submit justification for why the additional information was not reported within the Amended Spill Report due date.

### 4.3.3 Category 3 Spills

#### Monthly Certified Spill Reporting for Category 3 Spills

The Enrollee shall report and certify all Category 3 spills to the online CIWQS Sanitary Sewer System Database within 30 calendar days after the end of the month in which the spills occurred. After the Legally Responsible Official certifies the spills, the online CIWQS Sanitary Sewer System Database will issue a spill event identification number for each spill. The monthly reporting of all Category 3 spills must include the following items for each spill:

1. Contact information: Name and telephone number of Enrollee contact person to respond to spill-specific questions;
2. Spill location name;
3. Date and time the Enrollee was notified of, or self-discovered, the spill;
4. Operator arrival time;
5. Estimated spill start date and time;
6. Description, photographs, and GPS coordinates where the spill originated:
  - If a single spill event results in multiple appearance points, provide GPS coordinates for the appearance point closest to the failure point and describe each additional appearance point in the spill appearance point explanation field;
7. Estimated total spill volume exiting the system;
8. Description and photographs of the extent of the spill and spill boundaries;
9. Did the spill reach a drainage conveyance system? If Yes:
  - Description of the drainage conveyance system transporting the spill;
  - Photographs of the drainage conveyance system entry location(s);
  - Estimated spill volume fully recovered from the drainage conveyance system; and
  - Estimated spill volume discharged to a groundwater infiltration basis or facility, if applicable.
10. Estimated total spill volume recovered;
11. Description of the spill event destination(s), including GPS coordinates, if available, that represent the full spread and reaches of the spill;
12. Spill end date and time;
13. Description of how the spill volume estimations were calculated, including, at minimum:
  - The methodology and type of data relied upon, including supervisory control and data acquisition (SCADA) records, flow monitoring or other telemetry information

- used to estimate the volume of the spill discharged, and the volume of the spill recovered (if any volume of the spill was recovered), and
- The methodology and type of data relied upon to estimate the spill start time, on-going spill rate at time of arrival (if applicable), and the spill end time;
14. Spill cause(s) (for example, root intrusion, grease deposition, etc.);
  15. System failure location (for example, main, pump station, etc.);
  16. Description of the pipe/infrastructure material, and estimated age of the pipe/infrastructure material, at the failure location;
  17. Description of the impact of the spill;
  18. Whether or not the spill was associated with a storm event;
  19. Description of spill response activities including description of immediate spill containment and cleanup efforts;
  20. Description of spill corrective actions, including steps planned or taken to reduce, eliminate, and prevent reoccurrence of the spill, and a schedule of the major milestones for those steps; including, at minimum:
    - Local regulatory enforcement action taken against an illicit discharge in response to this spill, as applicable, and
    - Identifiable system modifications, and operation and maintenance program modifications needed to prevent repeated spill occurrences at the same spill event location, including:
      - Adjusted schedule/method of preventive maintenance,
      - Planned rehabilitation or replacement of sanitary sewer asset,
      - Inspected, repaired asset(s), or replaced defective asset(s),
      - Capital improvements,
      - Documentation verifying immediately implemented system modifications and operating/maintenance modifications,
      - Description of spill response activities,
      - Spill response completion date, and
      - Ongoing investigation efforts, and expected completion date of investigation to determine the full cause of spill;
  21. Detailed narrative of investigation and investigation findings of cause of spill.

### Amended Certified Spill Reports for Category 3 Spills

Within 90 calendar days of the certified Spill Report due date, the Enrollee may update or add additional information to a certified Spill Report by amending the report or by adding an attachment to the Spill Report in the online CIWQS Sanitary Sewer System Database. The Enrollee shall certify the amended report.

After 90 calendar days, the Legally Responsible Official shall contact the State Water Board at [SanitarySewer@waterboards.ca.gov](mailto:SanitarySewer@waterboards.ca.gov) to request to amend a certified Spill Report. The Legally Responsible Official shall submit justification for why the additional information was not reported within the 90-day timeframe for amending the certified Spill Report, as provided above.

#### 4.3.4 Category 4 Spills

##### Monthly Certified Spill Reporting for Category 4 Spills

The Enrollee shall report and certify the estimated total spill volume exiting the sanitary sewer system, and the total number of all Category 4 spills to the online CIWQS Sanitary Sewer System Database, within 30 calendar days after the end of the month in which the spills occurred.

##### Annual Certified Spill Reporting of Category 4 and/or Lateral Spills

For all Category 4 spills and spills from its owned and/or operated laterals that are caused by a failure or blockage in the lateral and that do not discharge to a surface water, the Enrollee shall:

- The Enrollee shall provide records upon request by State Water Board or Regional Water Board staff.
- Annually upload and certify a report, in an appropriate digital format, of all recordkeeping of spills to the online CIWQS Sanitary Sewer System Database, by February 1st after the end of the calendar year in which the spills occurred.

A spill from an Enrollee-owned and/or operated lateral that discharges to a surface water is a Category 1 spill; the Enrollee shall report all Category 1 spills per section 3.1 of Attachment E1 (Notification, Monitoring, Reporting and Recordkeeping Requirements) of the General Order.

#### 4.3.5 Monthly Certification of “No-Spills” or “Category 4 Spills” and/or “Non-Category 1 Lateral Spills”

If either (1) no spills occur during a calendar month or (2) only Category 4, occur during a calendar month, the Enrollee shall certify, within 30 calendar days after the end of each calendar month, either a “No-Spill” certification statement, or a “Category 4 Spills” and/or “Non-Category 1 Lateral Spills” certification statement, in the online CIWQS Sanitary Sewer System Database, certifying that there were either no spills, or Category 4 and/or Non-Category 1 Lateral Spills that will be reported annually for the designated month.

If a spill starts in one calendar month and ends in a subsequent calendar month, and the Enrollee has no further spills of any category, in the subsequent calendar month, the Enrollee shall certify “no-spills” for the subsequent calendar month. If the Enrollee has no spills from its systems during a calendar month, but the Enrollee voluntarily reported a spill from a private lateral or a private system, the Enrollee shall certify “no-spills” for that calendar month.

**Table 4-2. External Reporting and Notification Checklist and Contact Information**

Reporting & Certification Checklist	
<b><u>Category 1 Spill that reach Drainage Channel or Surface Waters</u></b>	
<b>2-Hour Notification:</b> Regulatory Agencies (Cal OES) must be notified within two hours of ANY discharge of sewage (untreated/partially treated) to a surface water or drainage channel (that is not fully captured and returned to sewer).	
<b>Within 3 Business Days of Notification:</b> Enter draft report in CIWQS.	
<b>Within 15 Calendar Days of Conclusion of Response/Remediation:</b> Must be certified by LRO using CIWQS.	
<b>Within 45 Calendar Days of Conclusion of Response/Remediation:</b> Submit Spill Technical Report for spills 50,000 gallons or greater	
<b>Within 90 Calendar Days of Conclusion of Response/Remediation:</b> Submit Amended Certified Spill Report (If necessary)	
<b><u>Category 2 Spill (&gt;1,000, Did not reach Surface Waters)</u></b>	
<b>2-Hour Notification:</b> Regulatory Agencies (Cal OES) must be notified within two hours of ANY discharge of sewage (untreated/partially treated) 1,000 gallons or greater.	
<b>Within 3 Business Days of Notification:</b> Enter draft report in CIWQS.	
<b>Within 15 Calendar Days of Conclusion of Response/Remediation:</b> Must be certified by LRO using CIWQS.	
<b>Within 90 Calendar Days of Conclusion of Response/Remediation:</b> Submit Amended Certified Spill Report (If necessary)	
<b><u>Category 3 Spill</u></b>	
<b>Within 30 days past the end of the month in which the spill occurred</b> Submit certified report.	
<b>Within 90 Calendar Days of Conclusion of Response/Remediation:</b> Submit Amended Certified Spill Report (If necessary)	
<b><u>Category 4 Spill</u></b>	
<b>Within 30 days past the end of the month in which the spill occurred</b> Submit certified report.	
<b>By February 1<sup>st</sup> after the end of the calendar year in which the spill occurred</b> Submit certified report. in acceptable electronic format. of all recordkeeping of spills.	
<b><u>No-Spill or Category 4 Spills</u></b>	
<b>Within 30 days past the end of the month</b> Certify either a “No-Spill” certification statement, or a “Category 4 Spills” certification statement. The LRO or designee must report using CIWQS.	
<b><u>Private Lateral Sewage Discharge (Reporting is Optional)</u></b>	
<b>Within 30 days past the end of the month in which the spill occurred</b> If reporting, enter into CIWQS as a “Private Lateral Sewage Discharge” and identify responsible party, if known (not LACPW). Must be certified by LRO using CIWQS.	
Two-Hour Notification	
1. <b>California Office of Emergency Service</b> Phone: (800) 852-7550	Make sure you ask for an “OES Control Number” (for RWQCB)
2. <b>RWQCB (Region 4 – Los Angeles)</b> Contact Los Angeles Regional Water Quality Control Board for spills over 50,000 gallons to surface waters to determine if RWQCB has additional direction for water quality sampling.	
<b><u>RWQCB, Region 4</u></b> Region 4, Main Number (213) 576-6600 Region 4, Fax (213) 576-6640 Region 4: xxx@waterboards.ca.gov	

## 4.4 Internal Spill Documentation

### 4.4.1 Category 1, 2, and 3 Spills

The SMD Crew will complete the Spill Report Form (Appendix G) and provide a draft report to the Superintendent or Supervisor or his/her designee. The Superintendent/Supervisor will assemble all available documentation and review, complete, and submit an internal report of all available information to appropriate SMD staff via e-mail.

The CIWQS Data Submitter will prepare a file for each individual spill. The electronic file should include the following information, as available:

- Initial service call information and Service Request Form (Dispatch has an access database of the history of all calls made to this office) (Appendix C);
- Spill Report Form (Appendix G);
- Online Spill Reporting System form;
- Volume estimate (Appendix F);
- Map showing the spill location;
- Photographs of spill location, if available;
- CCTV inspection data, if applicable;
- Water quality sampling and test results, if applicable (Appendix E);
- Spill event investigation results; and
- Any other forms related to the Spill.
- Hazardous Waste Disposal Contractor delivers two items to LACPW
- Non-hazardous waste manifest and personnel work ticket.
- LACPW has added additional fields along with the standard CIWQS data fields for internal record keeping.

### 4.4.2 Category 4 Spills

For all Category 4 spills that are caused by a failure or blockage that do not discharge to a surface water, the Enrollee shall:

Maintain records that will be provided upon request by State Water Board or Regional Water Board staff;

Annually upload and certify a report, in an appropriate digital format, of all recordkeeping of spills to the online CIWQS Sanitary Sewer System Database, by **February 1<sup>st</sup>** after the end of the calendar year in which the spills occurred.

An Enrollee will maintain the following records for each individual Category 4 spill:

1. Contact information: Name and telephone number of Enrollee contact person to respond to spill-specific questions;

2. Spill location name;
3. Description and GPS coordinates for the system location where the spill originated;
4. Did the spill reach a drainage conveyance system? If Yes:
  - Description of drainage conveyance system location,
  - Estimated spill volume fully recovered within the drainage conveyance system, and
  - Estimated spill volume remaining within the drainage conveyance system;
5. Estimated total spill volume exiting the sanitary sewer system;
6. Spill date and start time;
7. Spill cause(s) (for example, root intrusion, grease deposition, etc.);
8. System failure location (for example, main, pump station, etc.);
9. Description of spill response activities including description of immediate spill containment and cleanup efforts;
10. Description of how the volume estimation was calculated, including, at minimum:
  - The methodology and type of data relied upon, including supervisory control and data acquisition (SCADA) records, flow monitoring or other telemetry information used to estimate the volume of the spill discharged, and the volume of the spill recovered (if any volume of the spill was recovered), and
  - The methodology and type of data relied upon to estimate the spill start time, on-going spill rate at time of arrival (if applicable), and the spill end time;
11. Description of implemented system modifications and operating/maintenance modifications

#### 4.4.3 Private Lateral Sewage Discharges

Service rendered are documented and filed in the Supervisor's office. Communications Dispatch Office also has an extra copy of this. Data from Service Rendered forms is entered in the Access database also commonly referred to as "Work Order System."

### 4.5 Spill Record Keeping Requirements<sup>3</sup>

The WDR requires that individual spill records be maintained for a minimum of **five years** from the date of the spill. This period may be extended when requested by a Regional Water Quality Control Board Executive Officer.

All records shall be made available for review upon State or Regional Water Board staff's request.

---

<sup>3</sup> State Water Resources Control Order No. WQ 2022-0103-DWQ Statewide General Waste Discharge Requirements for Sanitary Sewer Systems

Records shall be retained for all spills, including but not limited to the following when applicable:

- Records from Hazardous Waste Disposal Contractor;
- GIS map of spill;
- Spill Report Form (Appendix G);
- Services rendered form;
- Email notification or notice of spill;
- CIWQS report once this is input online;
- Notice of certification from CIWQS;
- Copy of Certified Online Spill Reporting System report(s);
- Any photos (if taken); and
- Steps that have been and will be taken to prevent the spill from recurring and a schedule to implement those steps.

If water quality samples are required by an environmental or health regulatory agency, or if voluntary monitoring is conducted by the Long Beach Health Department, as a result of any spill, records of monitoring information are kept by the Health Department. This information includes:

- The date, exact place, and time of sampling or measurements;
- The individual(s) who performed the sampling or measurements;
- The date(s) analyses were performed;
- The individual(s) who performed the analyses;
- The analytical technique or method used; and
- The results of such analyses.

#### 4.5.1 Post Spill Event Debriefing

As soon as possible after major spill events, all of the participants, from the person who received the call to the last person to leave the site, should meet to review the procedures used and to discuss what worked and where improvements could be made in responding to and mitigating future spill events. This usually takes place at the weekly tailgate meetings of field staff.

## 5 Spill Emergency Response Plan Update and Training

This section provides information on the training that is required to support this Spill Emergency Response Plan.

### 5.1 Annual Review and Update

Annually, the County will review and assess effectiveness of the Spill Emergency Response Plan, and update the Plan as needed.

### 5.2 Spill Response Training

This section provides information on the training that is required to support this Spill Emergency Response Plan.

### 5.3 Initial and Annual Refresher Training

The Sewer Operations Superintendent manages field operations and maintenance activities and is responsible for making sure all Sewer employees receive training in emergency response, spill investigation, and spill reporting duties. All new employees receive standard “new hire” training before they are placed in a position where they may have to respond. New hires are evaluated for reaching training milestones with a 6-month training checklist, and all employees attend standard safety meetings or training tailgates on a weekly basis.

The following routine SERP-related training occurs:

- As needed after each spill event and when changes have been made to the report form or reporting requirement changes, the Sewer Operations Superintendent ensures that the necessary LACPW staff receives additional training required by the spill event need or by the changed requirement(s).
- The weekly tailgate meetings in the Sewer Operations meeting area include a discussion of spill events and lessons learned from each event.
- Whenever the spill report form or telephone numbers change, updated forms are distributed and posted in the sewer offices.
- Emergency response and investigation is discussed as needed and after each spill event.

#### 5.3.1 Spill Training Record Keeping

The County maintains records for all SERP training provided in support of this plan. The records for all scheduled training courses and for each overflow emergency response

training event include date, time, place, content, name of trainer(s), and names of attendees.

## 5.4 Contractors Working on Public Sewer Facilities

All contractors working on County sewer facilities are required to develop a spill response plan, which identifies who the contractor will contact at the County and any actions a contractor is required to perform in the event of a spill.

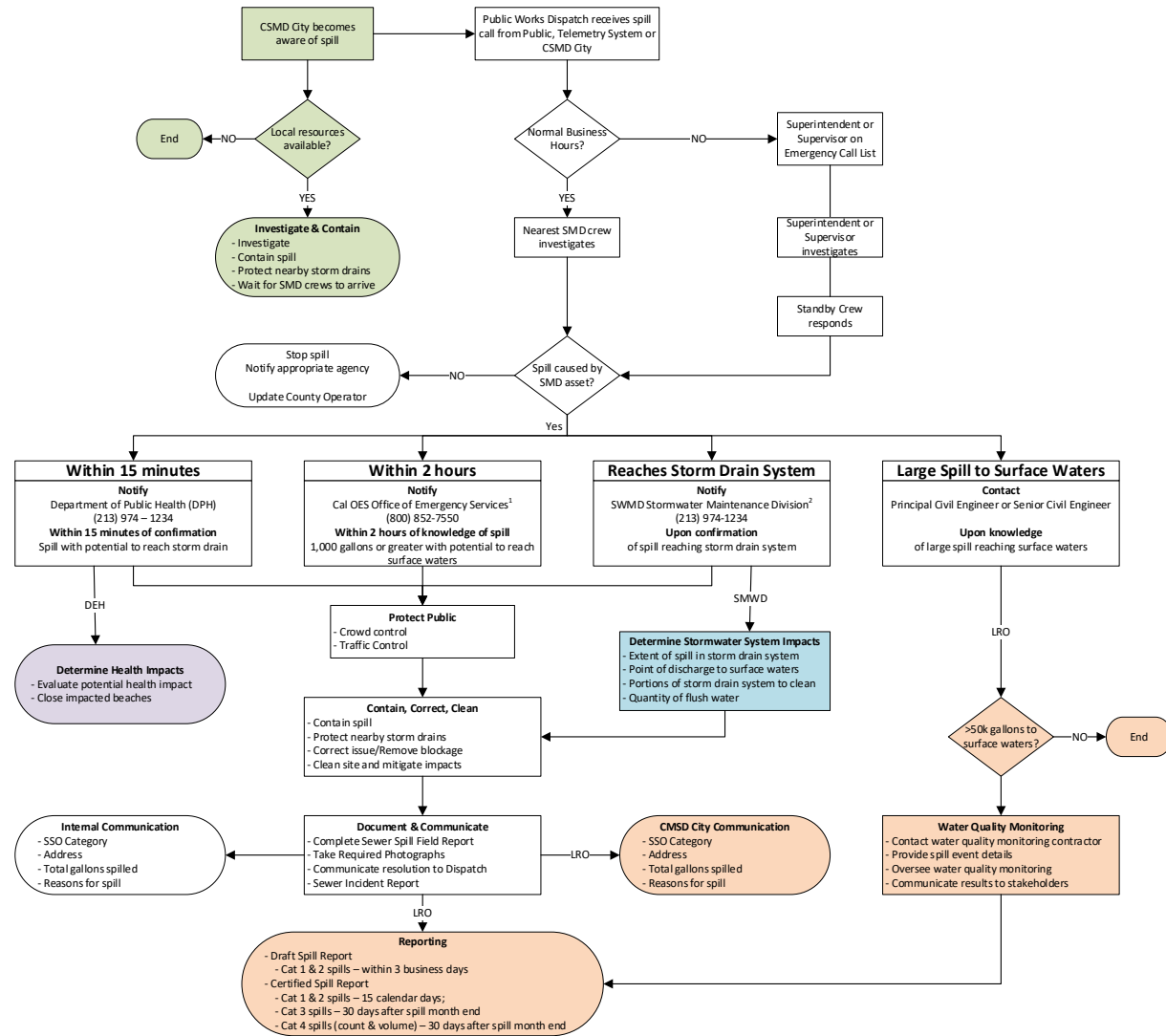
# Appendix A. Combined Resources Phone List

## SEWER MAINTENANCE DIVISION TELEPHONE ROSTER

SEWER MAINTENANCE DIVISION ADMINISTRATION	OFFICE	COUNTY CELL	SEWER PLAN CHECK/PROCUREMENT, CLAIMS & ACCOUNTS PAYABLE/ACCEPTANCE REVIEWS	OFFICE	COUNTY CELL
<b>NGUMBA, ANDREW</b>	(626) 300-3304	(626) 262-2057	<b>SWARTZ, Robert</b>	(626) 300-3367	(626) 695-3893
ROLDAN, Violeta	3309	(626) 418-0145	LIU, Eric	3369	(626) 842-7246
<b>VILLARAMA, Alex</b>	<b>3374</b>	<b>(626) 607-6607</b>	WANG, Kathy	3322	N/A
Valdez, Norma	3308	(626) 418-0193	CAPILI, Paolo (1)	3360	(626) 842-7249
Mier, Frank	3390	(626) 228-1289	Manabat, Nelson	3348	N/A
Avanesian, ArsiNEY	4657	N/A	Garcia, Marie (1)	3344	(626) 681-6543
			Majidi, Hassan	3382	N/A
<b>Division Safety Coordinator</b>			TSOLAKYAN, Gohar (4)	3325	N/A
PORTILLO, WILLIAM	3368	(323) 496-8926	Caruthers, Tiara (4)	3391	(626) 759-0669
			LA, Linh (2)	3340	N/A
<b>Collection System - Field Yards</b>			Padilla, Brigitte (3)	4660	N/A
Central Yard (Supt.: Christopher Pena)	(562) 941-7011	(626) 695-0176	<b>1. Sewer Plan Check/Acceptance Reviews</b>		
East Yard (Supt.: James Pryor)	(626) 446-5227	(323) 640-8500	<b>2. Direct Assessment, Record Maintenance &amp; Accounts Receivable</b>		
North Yard (Supt.: Tim Bohannon)	(661) 942-6042	(626) 695-5905	<b>3. Procurement, Claims &amp; Accounts Payable</b>		
Santa Clarita Sub-Yard (Supt.: Capice Simms)	(661) 222-2569	(662) 659-4709	<b>4. Field Operations &amp; Maintenance</b>		
South Yard (Supt.: Paul Bradford)	(323) 233-3330	(626) 710-2615			
Palos Verdes Yard (Supt.: Juan Alonso)	(310) 679-2550	(626) 201-8853	<b>OPERATIONS &amp; ENGINEERING ADMINISTRATION</b>		
<b>TREATMENT &amp; PUMPING PLANT OPS.</b>			<b>LLANA, Voltaire</b>	<b>3343</b>	<b>(626) 238-3179</b>
<b>BOUSE, Jeff</b>	<b>3373</b>	<b>(626) 476-6709</b>	HONG, May	3388	(626) 842-7247
MEDINA, Sandra	3363	(626) 632-7305	<b>Accumulative Capital Outlay/Condition Assessment</b>		
<b>Special Projects/GIS &amp; Annexation</b>			FERDINANDSEN, Teagan	3376	(626) 632-8132
Zhu, Ye (Julie) (Backup Floor Warden)	3311	N/A	Abegg, Jared	4711	(626) 762-1964
Luong, Hai (Floor Warden)	3393	N/A	MORTAZAVI, Mahdi	3328	(626) 842-7250
Bobadilla, Laura	3381	(626) 542-9024	Le, Hien	3316	N/A
Lee, Sarah	3366	(626) 542-9013	KEBEDE, Hanna	4686	(626) 842-7248
GONZALEZ, Jonathan	4693	(626) 719-1643	<b>Asset Management Unit</b>		
Aguilar, Emmanuel	3352	N/A	MORELOS, Marissa	3370	(626) 719-8799
Toomasian, Vera	4659	N/A	Sun, Alexander	3387	(626) 842-7033
RAMIREZ, Mark (Electro-Mechanic Supv.)	4682	(626) 695-1818	Omae, Amy (Contractor)	N/A	(714) 730-2344
<b>South Pumping Operations</b>			Murthy, Umesh (Contractor)	N/A	(626) 568-6084
MARTINEZ, William	(323) 233-2015	(323) 496-9079			
<b>East &amp; Central Pumping Operations</b>			Dispatch		(800) 675-4357
MODLIN, George	(626) 446-3271	(626) 233-4853	Conference Room		(626) 300-3333
<b>North/West Pumping Operations</b>			Office Fax		(626) 300-3365
DURAN, Alfredo	(661) 942-6042	(626) 614-7932			
VALLES, Anthony	(661) 222-2569	(626) 219-5920			
<b>Wastewater Treatment Plant Operations – East/South Unit</b>					
DOLAN, Pat	(310) 779-0867	N/A			

U:\pw\01\thomedir\SMHOME\SEWER\2025\SMD Telephone List 1-2-25.docx

# Appendix B. Sanitary Sewer Spill Response Flowchart and Notification Table



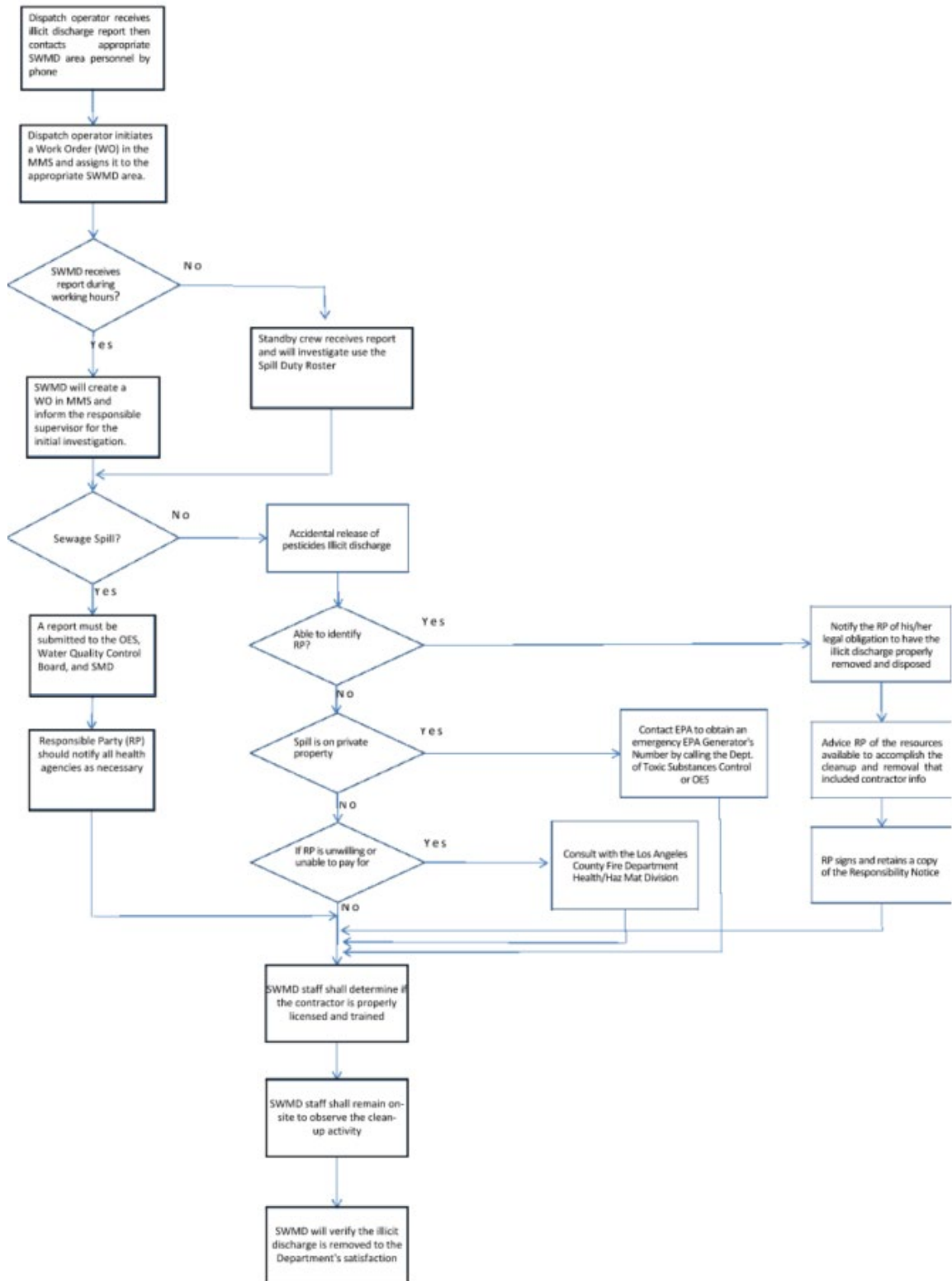
- Sewer Maintenance Division (SMD) Field Crews
  - Sewer Maintenance Division (SMD) Management
  - Consolidated Sewer Maintenance District (CSMD) City
  - Department of Public Health (DPH)
  - Stormwater Maintenance Division (SWMD)
- <sup>1</sup> California Office of Emergency Services (OES) notified when spill greater than or equal to 1,000 gallons is discharged to or potentially will be discharged to surface water.
- <sup>2</sup> Stormwater Maintenance Division (SWMD) notified when the spill has entered a storm drain.

**Spill Emergency Response Plan**  
Los Angeles County, Department of Public Works

Department	Contact	Requirements/ Comments
<b>CONTACT WITHIN 15 MINUTES of verification of overflow</b>		
Department of Public Health (DPH)	(213) 974-1234 (24-hour reporting)	
<b>CONTACT WITHIN 2 HOURS of verification of overflow</b>		
California Office of Emergency Services (OES)	(800) 852-7550 (24-hour reporting)	Discharge of sewage spills reaching or which likely make its way into, any state waters is 1000 gallons or more.
Stormwater Maintenance Division (SWMD) (Notify through Dispatch)	(626) 458-4357	Call Dispatch to request assistance from SWMD
Environmental Programs Division (EPD) (Notify through Dispatch)	(626) 458-4357	Call Dispatch to request assistance from EPD if spill is 50,000 gallons or more that reached surface water.



# Appendix D. SWMD Illicit Discharge Emergency Response Flowchart



## Appendix E. Water Quality Monitoring Program

To comply with of the State Water Resources Control Board Order No. WQ 2022-0103-DWQ, the County has developed and implemented this Water Quality Monitoring Program to assess impacts from spills.

The Water Quality Monitoring Program required by the General Order, shall include, at minimum:

1. Contain protocols for water quality monitoring.
2. Account for spill travel time in the receiving water and scenarios where monitoring may not be possible (e.g. safety, access restrictions, etc.).
3. Require samples and measurements taken for the purpose of monitoring be representative of the monitored activity.
4. Require water quality analyses for ammonia and bacterial indicators to be performed by an accredited and certified laboratory.
5. Require monitoring instruments and devices used to implement the Water Quality Monitoring Program to be properly maintained and calibrated, including any records to document maintenance and calibration, as necessary, to ensure their continued accuracy.
6. Within 48 hours of the staff becoming aware of the spill, require water quality sampling for, at a minimum, the following constituents:
  - i. Ammonia.
  - ii. Appropriate Bacterial indicator(s) per the applicable Basin Plan water quality objective or Regional Board direction which may include total and fecal coliform, enterococcus, and e-coli.

### Safety

All County staff shall be aware and follow all safety precautions in order to comply with this Water Quality Monitoring Program. Therefore, all staff needs to take into account where monitoring will not be possible which may include:

1. Heavy rain / storm events where access points may be compromised;
2. Flooding around low areas; or
3. Fast moving waters.

County staff should evaluate and keep safety first when encountering these scenarios and are encouraged to exercise proper judgment to limit health risk.

### Water Quality Sampling

The LA County currently does not have an ELAP certified Laboratory on site. Hence, a third-party laboratory will perform sampling and testing for the County.

For sewage spills in which an estimated 50,000 gallons or greater are discharged into a surface water, the County Staff shall conduct the following water quality sampling no later than 48 hours after the County staff's knowledge of a potential discharge to a surface water:

Collect one water sample, each day of the duration of the spill, at:

1. The DCS-001 location as described in Table 1 below if sewage discharges to a surface water via a drainage conveyance system; and/or
2. Each of the three receiving water sampling locations in Table 1.

**Sampling of flow in Drainage Conveyance System (DCS) Prior to Discharge**

Sampling Location	Sampling Location Description
<b>DCS-001</b>	A point in a drainage conveyance system before the drainage conveyance system flow discharges into a receiving water.
<b>Receiving Surface Water Sampling (RSW)<sup>1</sup></b>	
Sampling Location	Sampling Location Description
RSW-001	A point in the receiving water where sewage initially enters the receiving water.
<b>Point of Discharge</b>	
RSW-001U: Upstream of Point of Discharge	A point in the receiving water, upstream of the point of sewage discharge, to capture ambient conditions absent of sewage discharge impacts.
RSW-001D: Downstream of Point of Discharge	A point in the receiving water, downstream of the point of sewage discharge, where the spill material is fully mixed with the receiving water.

<sup>1</sup> The staff must use their best professional judgment to determine the upstream and downstream distances based on receiving water flow, accessibility to upstream/downstream waterbody banks, and size of visible sewage plume.

If the receiving water has no flow during the duration of the spill, the staff must report “No Sampling Due to No Flow” for its receiving water sampling locations.

Collect one water sample, each day of the duration of the spill. Coordinate with the regional water board to determine if additional sampling is required or if the spill is beyond 50,000 gallons.

Samples collected in the field must follow Standard Methods (APHA 2005) collection protocol. Sample must be collected in a watertight, sterile container. Label the sample container with the location of the spill and sample collection time. If the sample cannot be delivered to lab within 1 hour, it must be placed on ice immediately and delivered to the lab within six hours of collection. Any sample not meeting these criteria is “Invalid”. Recommended container is a 4 oz Sterile Sample Container, Fisher Brand Catalog No. 14-375-147 or equivalent.

**Sample Delivery after working hours:**

The sample collectors will notify lab staff of delivery and deliver samples. These samples must meet the required six-hour delivery (holding) time to be considered valid.

**Analysis:**

The lab shall analyze the collected receiving water samples for the following constituents:

1. Ammonia, and
2. Appropriate bacterial indicator(s) per the applicable Basin Plan water quality objectives, including one or more of the following, unless directed otherwise by the Regional Water Board:
  - i. Total Coliform Bacteria
  - ii. Fecal Coliform Bacteria
  - iii. E-coli
  - iv. Enterococcus

Spill monitoring must be representative of the monitored activity as adhering to the following requirements:

### **Sufficiently Sensitive Methods**

Sample analysis must be conducted according to sufficiently sensitive test methods approved under 40 Code of Federal Regulations Part 136 ([eCFR :: 40 CFR 136.6 -- Method modifications and analytical requirements.](#)) for the sample analysis of pollutants. For the purposes of this General Order, a method is sufficiently sensitive when the minimum level of the analytical method approved under 40 Code of Federal Regulations Part 136 is at or below the receiving water pollutant criteria.

## **Water Quality Sampling Equipment**

The following guideline describes the equipment and supplies to be stocked at the third party laboratory and readily available for any water quality sampling event.

1. Ice chest with ice/ blue ice
2. Bleach to sterilize sampling equipment
3. Laminated copy of this form
4. Sterile sample bottles
5. Ammonia sampling bottles
6. Chain of custody forms
7. Ball point pens, sharpies and labeling tapes
8. Sampling pole
9. I don't think this is necessary
10. Gloves
11. Other PPE (i.e. rubber boots, safety glasses, apron, mask, etc.)
12. Reporting sheets

Laboratory staff should perform quarterly checks for adequate spill kits at all times.

## Water Quality Sampling Procedure

Call Laboratory Supervisor to notify them about the sampling event.

1. Disposable un-powdered gloves are recommended for sample collection to protect you and to assure the integrity of the samples. Disposable gloves should be changed at each sampling location.
2. Determine the correct location for sample collection.
3. Samples for bacteria/coliform analysis shall be collected in a sterile, container. Sampler will submerge container, midstream of the effluent, point top into the effluent, remove cap and fill container to fill line, or as close as possible in an effort to allow air space in the container for mixing. Label sample bottle with:
  - i. sampling site
  - ii. date and time sampled
  - iii. Initials
4. Keep the samples packed on blue ice or equivalent for delivery to the laboratory.
5. Deliver all samples to the laboratory within 6 hrs.
6. Fill out Chain of Custody (COC) with the same information to match the sample bottles. Complete the COC as thoroughly as possible with you and your supervisor's names and phone numbers. Be sure to relinquish the COC with your signature, printed name, date, and time.

## Water Quality Analysis-Protocols

Typical monitoring parameters may include Ammonia, total and fecal coliform bacteria, or other analyses as required.

### **Laboratory:**

All samples will be sent to the Laboratory. The laboratory methods will be performed according to the laboratory's Standard Operation Procedures (SOPs).

### **Maintenance and Calibration of Monitoring Instruments and Devices:**

In order to be accredited and maintain their certification, the Laboratory identified will follow stringent quality assurance and quality control protocols that includes regular monitoring, calibration and maintenance of their equipment. The frequency of monitoring and calibration varies based on equipment type and method requirements. Records of the calibration receipts are kept on file and readily available up on request.

## Reporting Requirements

The Laboratory Supervisor will provide reporting results to the LRO. The LRO is responsible for submitting water quality monitoring information with the certified respective spill report on CIWQS database within 15 calendar days of the spill end date.

The LRO is also responsible for submitting information related to the Technical Report in CIWQS database, which must be completed within 45 calendar days of the spill end date. The Spill Technical Report must include the following water quality monitoring information:

## **Spill Emergency Response Plan**

Los Angeles County, Department of Public Works

1. Description of all water quality sampling activities.
2. Analytical results and evaluation of the results; and
3. Detailed location maps and photos depicting all water sampling points.

## Appendix F. LACPW Methods for Estimating Spill Volume

A variety of approaches exist for estimating the volume of a sanitary sewer spill. This appendix documents the three methods that are most often employed. The person preparing the estimate should use the method most appropriate to the sewer spill in question and use the best information available.

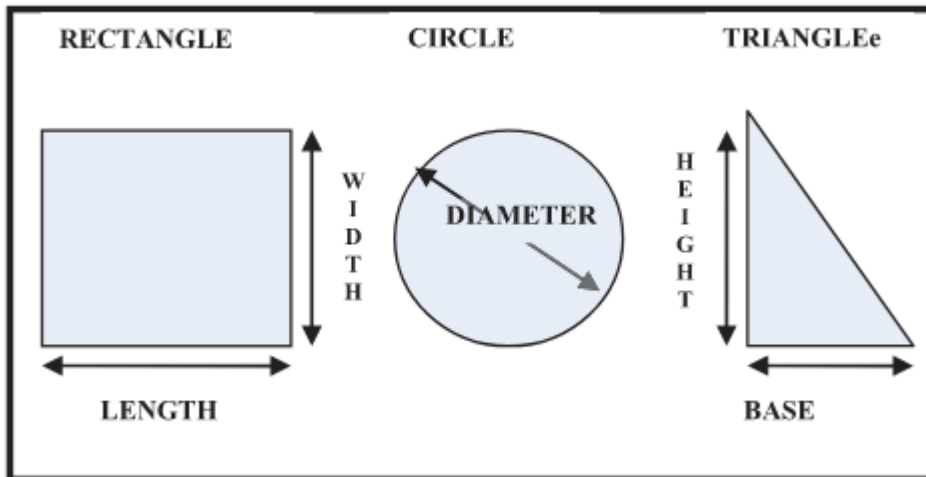
### METHOD 1 EYEBALL ESTIMATE

The volume of small spills can be estimated using an “eyeball estimate”. To use this method, imagine the amount of water that would spill from a bucket or a barrel. A bucket contains 5 gallons, and a barrel contains 50 gallons. If the spill is larger than 50 gallons, try to break the standing water into barrels and then multiply by 50 gallons. This method is useful for contained spills up to approximately 200 gallons.

### METHOD 2 MEASURED VOLUME

The volume of most small spills that have been contained can be estimated using this method. The shape, dimensions, and the depth of the contained wastewater are needed. The shape and dimensions are used to calculate the area of the spills and the depth is used to calculate the volume.

#### Common Shapes and Dimensions



**Step 1** Sketch the shape of the contained sewage (see figure above).

**Step 2** Measure or pace off the dimensions.

**Step 3** Measure the depth at several locations and select an average.

**Step 4** Convert the dimensions, including depth, to feet.

**Step 5** Calculate the area in square feet using the following formulas:

**Rectangle:** Area = length (feet) x width (feet)

**Circle:** Area = diameter (feet) x diameter (feet) x 0.79

**Triangle:** Area = base (feet) x height (feet) x 0.5

**Step 6** Multiply the area (square feet) times the depth (in feet) to obtain the volume in cubic feet.

**Step 7** Multiply the volume in cubic feet by 7.5 to convert it to gallons.

### METHOD 3 DURATION AND FLOWRATE

Calculating the volume of larger spills, where it is difficult or impossible to measure the area and depth, requires a different approach. In this method, separate estimates are made of the duration of the spill and the flowrate. The methods of estimating duration and flowrate are:

**Duration:** The duration is the elapsed time from the time the spill started to the time that the flow was restored.

**Start Time:** The start time is sometimes difficult to establish. Here are some approaches:

- Local residents can be used to establish start time. Inquire as to their observations. Spills that occur in rights-of-way are usually observed and reported promptly. Spills that occur out of the public view can go on longer. Sometimes observations like odors or sounds (e.g., water running in a normally dry creek bed) can be used to estimate the start time.
- Changes in flow on a downstream flowmeter can be used to establish the start time. Typically, the daily flow peaks are “cut off” or flattened by the loss of flow. This can be identified by comparing hourly flow data during the spill event with flow data from prior days.
- Conditions at the spill site change over time. Initially there will be limited deposits of toilet paper and other sewage solids. After a few days to a week, the sewage solids form a light-colored residue. After a few weeks to a month, the sewage solids turn dark. The quantity of toilet paper and other materials of sewage origin increase over time. These observations can be used to estimate the start time in the absence of other information. Taking photographs to document the observations can be helpful if questions arise later in the process.
- It is important to remember that spills may not be continuous. Blockages are not usually complete (some flow continues). In this case the spill would occur during the peak flow periods (typically 10:00 to 12:00 and 13:00 to 16:00 each day). Spills that occur due to peak flows in excess of capacity will occur only during, and for a short period after, heavy rainfall.

**End Time:** The end time is usually much easier to establish. Field crews on-site observe the “blow down” that occurs when the blockage has been removed. The “blow down” can also be observed in downstream flowmeters.

**Flow Rate:** The flowrate is the average flow that left the wastewater collection system during the time of the spill.

There are three common ways to estimate the flowrate:

- **The San Diego Manhole Flowrate Chart:** This chart, included on the following page, shows sewage flowing from manhole covers at a variety of flowrates. The observations of the field crew can be used to select the appropriate flowrate from the chart. If possible, photographs are useful in documenting the basis for the flowrate estimate.
- **Flowmeter:** Changes in flows in downstream flowmeters can be used to estimate the flowrate during the spill.
- **Counting Connections:** Once the location of the spill is known, the number of upstream connections can be determined from the sewer maps. Multiply the number of connections by 200 to 250 gallons per day per connection or 8 to 10 gallons per hour per connection. For example:  
22 upstream connections x 9 gallons per hour per connection

= 198 gallons per hour / 60 minutes per hour= 3.3 gallons per minute

**Spill Volume:** Once duration and flowrate have been estimated, the volume of the spill is the product of the duration in hours or days and the flowrate in gallons per hour or gallons per day.

For example:

Spill start time = 11:00

Spill end time = 14:00

Spill duration = 3 hours

3.3 gallons per minute x 3 hours x 60 minutes per hour= 594 gallons

## MANHOLE SPILL FLOWRATE GUIDE

 City of San Diego  
Metropolitan Wastewater Department

Reference Sheet for Estimating Sewer Spills  
from Overflowing Sewer Manholes  
All estimates are calculated in gallons per minute (gpm)

Wastewater Collection Division  
(619) 654-4160 



5 gpm



25 gpm



50 gpm



100 gpm



150 gpm



200 gpm



225 gpm



250 gpm



275 gpm

All photos were taken during a demonstration using metered water from a hydrant in cooperation with the City of San Diego's Water Department.

rev. 4/99

## METHOD 4 SINGLE HOME

This estimation method works only for single family residential home spills. It assumes 180 gallons per EDU.

Single-Family Residential homes = One EDU.

When a spill affects landscaped areas, dirt, fields or any surface that tends to absorb the spill, it is often difficult to use the 'eyeball method' to make a valid estimation. This method will be useful in these cases.

Once the Spill Start Time and End Time are determined, this method can be applied.

Example:

It is determined that the spill start time was 9:45 AM and the Spill End time was 1:30 (3 hours and 45 minutes)

From 9:45 to Noon (2 Hrs, 15 Minutes would be calculated using 0.20 GPM (135 minutes x 0.20 = 27.0 gallons).

From Noon to 1:30 PM (1 Hr, 30 Minutes would be calculated using 0.15 GPM (90 minutes x 0.15 = 13.5 gallons).

Total would be 27.0 gallons + 13.5 gallons = 40.5 gallons.

This information alone likely does not tell the whole story. Typically, sewage does not run continuously from a home. If at all possible the resident should be interviewed. Be respectful and ask the resident if they would mind if you asked them a few questions to help determine the volume of the spill.

Example:

Since the time you noticed the spill:

How many people have been home?

Have you done any laundry (30 gallons/load) or ran the dish washer (9 gallons/load) or taken a shower (25 gallons)

Next, put all the information you have gathered:

The size of the stain or water mark on the ground + any tissue, etc.

The answers to the questions about use.

The volume the Spill Estimation Method suggested

Does the information gathered suggest that the volume determined by the estimation tool be adjusted, up, down or the left as is?

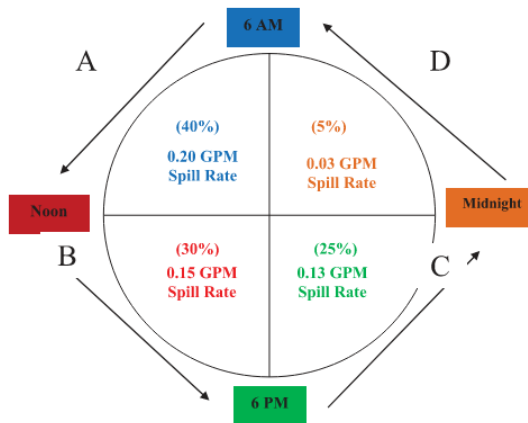
Use the following and consider it to be Typical Use for each activity. The amounts listed below consider the water use difference of newer appliances and older appliances. It appears that around 1994 was watershed year. The amounts listed below assume that more appliances are newer than older.

Washing Machine - 30 gallons/load

Dish Washer - 9 gallons/load

Shower (10 Min.) - 25 gallons/shower

**180 GPD per Household**  
 (Apply District-wide diurnal flow patterns to estimate usage during each period)



Time Period	Gals per Minute	Gals per Hour	Gals per Period
<b>A - 6 AM to Noon</b>	<b>0.20</b>	<b>12.0</b>	<b>72</b>
<b>B - Noon to 6 PM</b>	<b>0.15</b>	<b>9</b>	<b>54</b>
<b>C - 6PM to 9 PM</b>	<b>0.13</b>	<b>7.5</b>	<b>45</b>
<b>D - 9 PM - Midnight</b>	<b>0.03</b>	<b>1.5</b>	<b>9</b>

Spill Start Time \_\_\_\_\_ - Spill End Time \_\_\_\_\_ = Spill Duration \_\_\_\_\_  
Spill Duration \_\_\_\_\_ x Spill Rate \_\_\_\_\_ x EDUs \_\_\_\_\_ = Spill Volume \_\_\_\_\_

*This is to be used as a guide for spill estimation for lower lateral blockages. Each six-hour period flow rate assumes a constant flow, which would not be typical in a home or business. In the absence of any other information or in conjunction with other information, this is intended to assist with spill estimations.*

# Appendix G. Spill Report Form



LOS ANGELES COUNTY DEPARTMENT OF PUBLIC WORKS
SEWER MAINTENANCE DIVISION

(626) 300-3308

Notification of Sanitary Sewer Spill

NOTIFICATION

(to be completed by Crew Leader or Electro-Mechanic responding)

DATE: [ ] MMS No. [ ]
LOCATION: Address [ ]
Nearest Intersection [ ]
Map No. [ ] City/County [ ]
Residential [ ] Commercial [ ] Industrial [ ]

TYPE OF INCIDENT:

Manhole Overflow [ ] Pump Station Failure [ ] Other [ ]

CREW LEADER/ELECTRO-MECHANIC RESPONDING [ ] (Name) [ ] (Crew No.) [ ]

Time spill start\* [ ] Verified by (name/contact) [ ]
Time crew notified [ ]
Time of arrival [ ] Call back Tel. No. ( ) [ ]
Time of spill end\* [ ]
Time of departure [ ] DPW dispatcher notified? Yes [ ] No [ ]

Start and End Time estimation notes

AGENCY NOTIFICATION LIST

Table with columns for Agency Name, Initial (Date, Time), Follow-up (Date, Time), Operator Number, and Control Number. Includes rows for Department of Public Health (DPH), California Office of Emergency Services (OES), Stormwater Maintenance Division (SWMD), and Environmental Programs Division (EPD).

I certify that the OES and Los Angeles County of Public Health have been notified as shown above, in accordance with State Water Board Order No. WQ 2022-0103-DWQ

Certified by: [ ] Signed by Supervisor, Crew Leader, Electro-Mechanic, or Treatment Plant Operator Responding Date [ ]

\* If > 2 HRS, PROVIDE COMMENTS

- Poor Telephone Signal [ ] Caller Site Location Error [ ] Complication in SSO Containment [ ] Heavy Traffic [ ]

Other (Specify) [ ]

**LOS ANGELES COUNTY DEPARTMENT OF PUBLIC WORKS  
SEWER MAINTENANCE DIVISION**

SUMMARY REPORT OF MAINLINE SEWER AND PUMP STATION SPILLS

**PART 2 - DESCRIPTION OF INCIDENT**

(to be completed by Crew Leader or Electro-Mechanic responding)

Photos Attached?       Yes     No

Backflow Notice Attached?       Yes     No

Time dispatch received complaint: \_\_\_\_\_ Date: \_\_\_\_\_ Mapsheet No. \_\_\_\_\_



**Spill appearance point(s) If manhole(s) provide No(s):**

- |   |  |   |
|---|--|---|
| <input type="checkbox"/> Backflow Prevention Device                   | <input type="checkbox"/> Force Main                  | <input type="checkbox"/> Gravity Mainline           |
| <input type="checkbox"/> Inside Building or Structure                 | <input type="checkbox"/> Lateral Clean Out (Private) | <input type="checkbox"/> Lateral Clean Out (Public) |
| <input type="checkbox"/> Lower Lateral (Private)                      | <input type="checkbox"/> Lower Lateral (Public)      | <input type="checkbox"/> MH #(s) _____              |
| <input type="checkbox"/> Pump Station                                 | <input type="checkbox"/> Upper Lateral (Private)     | <input type="checkbox"/> Upper Lateral (Public)     |
| <input type="checkbox"/> Other sewer system structure (specify) _____ |  |   |

**Est. Duration:** \_\_\_\_\_

**Where did failure/blockage occur?**

- |  |  |  |
|--|--|--|
| <input type="checkbox"/> Air Relief Valve (ARV) Blow-Off valve (BOV) | <input type="checkbox"/> Force Main                | <input type="checkbox"/> Gravity Mainline        |
| <input type="checkbox"/> Lower Lateral (Public)                      | <input type="checkbox"/> Manhole                   | <input type="checkbox"/> Pump Station - Controls |
| <input type="checkbox"/> Pump Station – Power                        | <input type="checkbox"/> Pump Station – Mechanical | <input type="checkbox"/> Siphon                  |
| <input type="checkbox"/> Upper Lateral (Public)                      | <input type="checkbox"/> Other (Specify): _____    |  |

**Total estimated spill volume?** \_\_\_\_\_ **How much recovered?** \_\_\_\_\_

**Out of the total estimated spill volume how much reached into.....**

- Storm Drain that flows to a surface water body? (Do not include water used for clean-up) \_\_\_\_\_ How much recovered \_\_\_\_\_
- Land (includes discharge directly to land, and discharges to a storm drain system or drainage channel that flows to a storm water infiltration / retention structure, field, or other non-surface water location. Also, includes backups to building structures) \_\_\_\_\_ How much recovered \_\_\_\_\_
- Drainage channel that flows to a surface water body \_\_\_\_\_ How much recovered \_\_\_\_\_
- Discharge directly to surface water body \_\_\_\_\_ How much recovered \_\_\_\_\_



**Extent of spill and spill boundaries:**

**Explanation of volume estimation methods used:**

- |  |  |
|--|--|
| <input type="checkbox"/> CWEA SSCSC Manhole Gauge    | <input type="checkbox"/> Measured Volume Method          |
| <input type="checkbox"/> Visual or Eyeball Method    | <input type="checkbox"/> Inches to Feet Conversion Chart |
| <input type="checkbox"/> Bucket Method               | <input type="checkbox"/> Gutter Flow Method              |
| <input type="checkbox"/> Tributary Connection Method | <input type="checkbox"/> Vent and Pick Holes Method      |
| <input type="checkbox"/> Other _____                 |  |

\_\_\_\_\_

**LOS ANGELES COUNTY DEPARTMENT OF PUBLIC WORKS  
SEWER MAINTENANCE DIVISION**

*SUMMARY REPORT OF MAINLINE SEWER AND PUMP STATION SPILLS*

**Suspected Cause:**

- |  |  |   |
|--|--|---|
| <input type="checkbox"/> Air Relief Valve (ARV) Failure  | <input type="checkbox"/> Damage by Other Party             | <input type="checkbox"/> CS Maintenance Caused Spill/Damage             |
| <input type="checkbox"/> Construction Diversion Failure  | <input type="checkbox"/> Debris from Construction          | <input type="checkbox"/> Debris from Lateral                            |
| <input type="checkbox"/> Debris-General                  | <input type="checkbox"/> Debris-Rags                       | <input type="checkbox"/> Debris-Wipes/Non-Disposables                   |
| <input type="checkbox"/> Grease Deposition (FOG)         | <input type="checkbox"/> Inappropriate Discharge to CS     | <input type="checkbox"/> Natural Disaster                               |
| <input type="checkbox"/> Operator Error                  | <input type="checkbox"/> Pipe Structural Problem/Failure   | <input type="checkbox"/> Pipe Structural Problem/Failure – Installation |
| <input type="checkbox"/> Pump Station Failure – Controls | <input type="checkbox"/> Pump Station Failure – Mechanical | <input type="checkbox"/> Pump Station Failure - Power                   |
| <input type="checkbox"/> Rainfall Exceeded Design, I&I   | <input type="checkbox"/> Root intrusion                    | <input type="checkbox"/> Siphon Failure                                 |
| <input type="checkbox"/> Vandalism                       |  |   |



**Entry point into drainage system:** \_\_\_\_\_

**Action taken:** \_\_\_\_\_  
\_\_\_\_\_  
\_\_\_\_\_  
\_\_\_\_\_



**Final Spill Destination and Discharge Points:**

- |   |  |   |   |
|---|--|---|---|
| <input type="checkbox"/> Beach                  | <input type="checkbox"/> Building or Structure | <input type="checkbox"/> Drainage Channel | <input type="checkbox"/> Separate Storm Drain |
| <input type="checkbox"/> Street/Curb and Gutter | <input type="checkbox"/> Surface Water         | <input type="checkbox"/> Unpaved Surface  |   |
| <input type="checkbox"/> Other                  |  |   |   |

Health warning posted?  No  Yes

Did the spill cause beach closure or impacts?  No  Yes

If YES, posting party, impacted beach(es), duration \_\_\_\_\_

Name and type of impacted surface water(s): *(If unnamed surface water, document location at point of discharge and document first named downstream tributary):*  
\_\_\_\_\_  
\_\_\_\_\_  
\_\_\_\_\_



**Observed impacts of spill:** \_\_\_\_\_

Water quality samples analyzed for: \_\_\_\_\_

Water quality sample resulted reported to: \_\_\_\_\_

Was this spill associated with a storm event?  No  Yes,

NAME \_\_\_\_\_ TITLE \_\_\_\_\_ DATE \_\_\_\_\_

**LOS ANGELES COUNTY DEPARTMENT OF PUBLIC WORKS**  
**SEWER MAINTENANCE DIVISION**  
*SUMMARY REPORT OF MAINLINE SEWER AND PUMP STATION SPILLS*

**PART 3 - RECOMMENDATION**

(to be completed by Supervisor or Electro-Mechanic Working Supv.)

Is this a repeated Incident?       Yes     No      MMS No.

Recommended measures to prevent reoccurrence:       Adjusted schedule/method of preventive maintenance

Inspect & monitor condition     Repair or replace defective assets     Illicit discharge enforcement

Comments:

---

Corrective Action PM No. \_\_\_\_\_

Is there an ongoing investigation?       Yes     No

Reason for investigation (if yes) \_\_\_\_\_

---

NAME \_\_\_\_\_ DATE \_\_\_\_\_

**ADDITIONAL COMMENTS**

---

---

---

# Appendix G – IDWP Conditions and Limitations



COUNTY OF LOS ANGELES DEPARTMENT OF PUBLIC WORKS

A1

Environmental Programs Division  
P.O. Box 1460  
Alhambra, CA 91802-1460

**INDUSTRIAL WASTE DISPOSAL PERMIT CONDITIONS AND LIMITATIONS**

**PART A: ON-SITE DISPOSAL – PUBLIC SEWER**

1. Disposal of industrial wastewater to the public sanitary sewer shall be limited to the flow indicated on the industrial waste disposal permit.
2. Pretreatment, monitoring and control facilities required under this permit shall consist of the system(s) indicated on the approved plans.
3. Industrial Wastewater shall at all times meet the effluent quality, indicated on the attached Part D, if applicable prior to discharge to the sanitary sewer system.
4. If applicable, the permittee shall submit periodic compliance reports, as indicated on the attached Part E and/or any self-monitoring or industrial wastewater treatment surcharge reports which may be required by the County Sanitation Districts of Los Angeles County. **Note: Self-monitoring reports required by the Sanitation Districts are to be submitted directly to the Sanitation Districts.**
5. All required industrial wastewater collection, pretreatment, monitoring, disposal and sampling facilities must be installed in accordance with approved plans prior to initiating any discharge to the sewer.
6. Dilution prohibited as substitute for treatment. Except where expressly authorized to do so by an applicable Pretreatment Standard or Requirement, no Industrial User shall ever increase the use of process water, or in any other way attempt to dilute a Discharge as a partial or complete substitute for adequate treatment to achieve compliance with a Pretreatment Standard or Requirement. The Control Authority may impose mass limitations on Industrial Users which are using dilution to meet applicable Pretreatment Standards or Requirements, or in other cases where the imposition of mass limitations is appropriate. 40 CFR 403.6(d)

COUNTY OF LOS ANGELES DEPARTMENT OF PUBLIC WORKS  
INDUSTRIAL WASTE DISPOSAL PERMIT

A2

PART A: ON-SITE DISPOSAL – PUBLIC SEWER (CONTINUED)

6. Discharge of any toxic, flammable, explosive, corrosive, radioactive or non-biodegradable substance to the sanitary sewer is prohibited except as provided in **Part A.3** above.
7. Discharge of uncontaminated cooling water, groundwater, storm water or surface drainage water to the sanitary sewer is prohibited except as specifically authorized by this permit.
8. Discharge of industrial wastewater to the sanitary sewer with temperatures exceeding 140° F is prohibited.
9. This permit is subjected to additional Conditions and Limitations attached:  
**Part B** -- Wastes Not Authorized for Discharge or Deposits in **Part A**  
**Part C** -- General Conditions and Limitations  
**Part D** -- Effluent Quality Limitations  
**Part E** -- Self-monitoring and Reporting (if applicable)
10. Other:

COUNTY OF LOS ANGELES DEPARTMENT OF PUBLIC WORKS  
INDUSTRIAL WASTE DISPOSAL PERMIT

B1

PART B: WASTES NOT AUTHORIZED FOR DISCHARGE OR DEPOSIT IN PART A

1. Industrial wastes not specifically authorized for on-site pretreatment, storage, deposit, discharge or disposal in Part A of this permit shall be stored in leakproof containers within an area designated on plans approved by the Department of Public Works pending transport to a legal point of disposal.
2. The Permittee shall determine if industrial wastes stored pursuant to Part B.1 above are hazardous wastes as defined in the California Health and Safety Code, Chapter 6.5 and as determined by California Administrative Code, Title 22, Division 4, Chapter 30 and shall manage such wastes as prescribed therein.
3. Hazardous wastes shall only be removed from the premises under a Uniform Hazardous Waste Manifest unless a variance from such documentation has been granted by the California EPA Department of Toxic Substances Control (Cal EPA). Generator copies of the Uniform Hazardous Waste Manifest shall be maintained by the Permittee for not less than three years or as directed by Cal EPA.
4. The Permittee shall maintain records of the sources, quantity, name and address of hauler, date hauled, and point of legal disposal for nonhazardous industrial wastes and wastes granted a Cal EPA variance as described in Part B.3 above. Such records shall be kept a minimum of three years. A legal point of disposal is defined as one for which waste discharge requirements have been prescribed by a California Regional Water Quality Control Board and which is in full compliance therewith or a facility authorized to receive such wastes by the jurisdiction(s) regulating the facility and is in full compliance with all permits, regulations and requirements.
5. Discharge of industrial wastewater to a channel, stormdrain, stream, river, lake, ocean or other surface waters is prohibited unless authorized by a National Pollutant Discharge Elimination System (NPDES) permit issued by a California Regional Water Quality Control Board or the U.S. Environmental Protection Agency (EPA).
6. The Permittee shall immediately notify the County of Los Angeles Department of Public Works (LACDPW) at (626) 458-3517 and the Publicly Owned Treatment Works (POTW) of all discharges that could cause problems to the POTW including slug loading, spills, bypasses, upsets, etc. A follow-up written notification describing the discharge is required to be submitted within 5 days of the incident.
7. The Permittee shall conform to the discharge prohibitions outlined in 40CFR 403.5 (a) (1) and 40CFR 403.5 (b).

PART C GENERAL CONDITIONS AND LIMITATIONS

1. A copy of this permit shall be maintained on the premises where it will be available at all times to operating personnel
2. Industrial waste pretreatment, storage and disposal operations shall be conducted in such a manner that no nuisances are created
3. The permittee shall allow representatives of interested governmental agencies concerned with the disposal of industrial waste access at any reasonable time to take samples, inspect operations and review any records required by this permit
4. The permittee shall secure written approval from this Department before making any additions or modifications which may affect the quantity, quality, or method of disposal of industrial waste materials. Requests or plans for additions or modifications to industrial waste treatment facilities or method of disposal of disposal shall be submitted for approval to the Department of Public Works, Environmental Programs Division, PO Box 1460, Alhambra, CA 91802-1460.
5. This permit is subject to suspension or revocation if conditions exist which would justify denial of a permit, if permittee fails to correct unsatisfactory conditions, if any of the Conditions and Limitations of this permit have been violated or if Annual Industrial Waste Inspection Fees where required are not paid within 90 days from date of notification.
6. The Director of Public Works may modify this permit by addition, revision, or elimination of conditions and limitations as may be necessary to accomplish the purpose of ordinances and laws covering disposal of waste materials.
7. The permit is valid only for the facility and location named thereon and is not transferable. In the event of any change of ownership, name or control of the industrial waste facilities subject to this permit, the permittee shall notify the Director of Public Works prior to the effective date of such change. Permittee shall also notify the succeeding owner or operator of this permit by providing a copy of this permit by letter, as well as carbon copy (cc) the Director of Public Works. A new owner shall make application for an Industrial Waste Disposal Permit within 30 days from the date of assuming control of any facility subject to this permit.
8. Facilities subject to this permit shall not be abandoned. Cancellation of this permit may only be authorized pursuant to Los Angeles County Code Section 20.36.220.



COUNTY OF LOS ANGELES DEPARTMENT OF PUBLIC WORKS  
INDUSTRIAL WASTE DISPOSAL PERMIT

DJ

PART D: EFFLUENT QUALITY LIMITATIONS FOR SEWER DISCHARGE FROM  
RESTAURANTS AND OTHER FOOD PROCESSING OPERATIONS -  
JOINT OUTFALL SEWERS

POLLUTANTS *	MAXIMUM ALLOWABLE LIMITS
Dispersed Oil & Grease (Total)	500 mg/L
Floatable Oil & Grease	None Visible
Temperature	140°F
Food particles larger than 3/8" size and other substances which may cause obstruction to flow in the sewer and increase maintenance cost.	Not Allowed
Single pass cooling or heating water.	Not Allowed
pH	Never lower than 6.0

\* May be required to control other pollutants, if they are found to be present in the wastewater effluent discharging into the public sewer.

COUNTY OF LOS ANGELES DEPARTMENT OF PUBLIC WORKS  
INDUSTRIAL WASTE DISPOSAL PERMIT

F1

PART F: ADDITIONAL CONDITIONS AND LIMITATIONS  
RESTAURANT GREASE TRAP/INTERCEPTOR MAINTENANCE PROGRAM

1. A copy of this permit shall be maintained on the premises where it will be available at all times to operating personnel.
2. The permittee shall maintain the grease trap/interceptor in accordance with the schedule indicated below:

MAINTENANCE/PUMPING FREQUENCY

Trap/Interceptor Capacity

Maintenance/Pumping Frequency

750 gallons and greater.....Quarterly  
Substandard capacity (grease traps).....Daily

3. Maintenance of the grease trap/interceptor shall be reported on the attached Maintenance Log Report.
4. Copies of receipts for grease trap/interceptor maintenance/pumping must be obtained and kept on file for a period of at least 180 days for any liquid/solid industrial wastes transported from the site.
5. The maintenance Log Report and receipts shall be made available to representatives of the County of Los Angeles Department of Public Works and The City (if applicable) upon request.
6. The Director of Public Works or the City may require facilities with grease traps to upgrade to a grease interceptor if the maintenance of the grease trap is considered inadequate and/or the grease waste stream is deemed too excessive and may cause a sanitary sewer overflow.
7. The Director of Public Works or the City (if applicable) may modify this permit by addition, revision, or elimination of conditions, and limitations as may be necessary to accomplish the purpose of ordinances and laws covering disposal of waste materials.



# Appendix H – Not Used

*Reserved for future attachments associated with SSMP Element 8 – System Evaluation, Capacity Assurance and Capital Improvements.*

# Appendix I – Not Used

*Reserved for future attachments associated with SSMP Element 9 – Monitoring, Measurement and Program Modifications.*

## Appendix J – SSMP Revisions Log

## SSMP Revisions Log

ID	SSMP Element	Recommended Corrective Action or Opportunity for Improvement	Description of Change to SSMP	Date Completed
1	D.1 Goal and Introduction	Revise the action to be attainable (e.g., "recover the overflow to the extent feasible")	Revised language to	8/2/2025
2	D.1 Goal and Introduction	Update the Plan to include a description of the services DPW provides and an overview of the sewer system management program.	Updated the Goal and Introduction to describe DPW's system management program. Added table summarizing the sewer-related services that DPW provides.	8/2/2025
3	D.1 Goal and Introduction	Add narrative to discuss plan updates.	Added table listing General Order requirements, including Plan updates.	8/2/2025
4	D.1 Goal and Introduction	Add schedule of plan audits and updates through the period between the 2025 SSMP update and the subsequent 2031 SSMP update. Include milestones for incorporation of key activities associated with sewer spill prevention.	Added table summarizing scheduled dates for audits and updates. Added table summarizing milestones with dates.	8/2/2025
5	D.1 Goal and Introduction	Add sewer system asset overview and service area information for each sewer collection system.	Added sewer system asset overview and service area information for each sewer collection system. Included system asset summary per collection system in Appendix.	8/2/2025
6	D.1 Goal and Introduction	Add a reference to the up-to-date map of the entire Los Angeles DPW system in the Introduction section.	Added links to LA County Sanitary Sewer Network GIS Map - CSMD and Operation Maps.	8/2/2025
7	D.2 Organization	Update the Organization section to include the current Legally Responsible Officials for each of the collection systems, including names and titles. Periodically review and revise the Organization section between Plan updates and track revisions in the Change Log.	Updated Organization with names and titles of Primary and Secondary Legally Responsible Officials for all the collection systems.	8/2/2025
8	D.2 Organization	Provide a staff list with correct position names, phone numbers, and email address for positions responsible for implementing specific Sewer System Management Plan elements. The SSMP does not need to include contact information for the whole organization.	Added Staff Contact list for SMD in the Appendix.	8/2/2025
9	D.2 Organization	Add a figure or description that identifies the specific measures of the SSMP and the names or positions of the individuals responsible for those measures.	Added table listing positions responsible for each SSMP measure.	8/2/2025
10	D.2 Organization	Update organization chart to include all lines of authority for positions responsible for specific elements of the Plan. Consider placing a tag on the organization chart showing which positions are serving as an LRO.	Updated organization chart with all divisions responsible for specific elements of the Plan. Included a table with names and positions responsible for each SSMP element in Appendix.	8/2/2025
11	D.3 Legal Authorities	Update SSMP to include a copy of the LACO Plumbing Codes, specifically Title 20.	Updated Legal Authority with link to the Los Angeles County Plumbing Code.	8/2/2025

## SSMP Revisions Log

ID	SSMP Element	Recommended Corrective Action or Opportunity for Improvement	Description of Change to SSMP	Date Completed
12	D.3 Legal Authorities	Update the Legal Authority summaries with the relevant ordinances required by the reissued Order.	Added table listing the relevant ordinances for each General Order requirement.	8/2/2025
13	D.3 Legal Authorities	Update the Plan to document the County's legal authorities related to collaborating with storm sewer agencies.	Updated the Plan to document the County's legal authorities related to collaborating with storm sewer agencies.	8/2/2025
14	D.3 Legal Authorities	Update title of Section 3.1.3 to "Legal Authority to Obtain Easement Accessibility Agreements for Locations Requiring Sewer System Operations And Maintenance".	Added Legal Authority to Obtain Easement Accessibility Agreements for Locations Requiring Sewer System Operations And Maintenance to summary table.	8/2/2025
15	D.4 Operations and Maintenance	Update the Plan with procedures to provide to the State and Regional Water Board staff access to the sanitary sewer system GIS map. Consider referencing a link to sewer network map in LACPW website ( <a href="https://dpw.lacounty.gov/smd/sewernetwork/">https://dpw.lacounty.gov/smd/sewernetwork/</a> ) and updating map to include all features required by the general order.	Added link to DPW GIS sewer network map.	8/2/2025
16	D.4 Operations and Maintenance	Update the Plan to provide up-to-date inspection and maintenance frequencies and describe the procedures/steps for the scheduling system activities.	Updated Operations and Maintenance with inspection and maintenance frequencies and described scheduling of activities.	8/2/2025
17	D.4 Operations and Maintenance	Update Plan to include high frequency inspections and maintenance under the operation and maintenance program, including description of the procedures/steps for the scheduling system.	Updated Operations and Maintenance to include periodic (high frequency) inspections and maintenance.	8/2/2025
18	D.4 Operations and Maintenance	Update the Plan to document training provided to comply with the Order.	Added table summarizing trainings, including the training of operations and maintenance staff and contractors on the requirements of the General Order	8/2/2025
19	D.4 Operations and Maintenance	Update the SSMP to document the training of operations and maintenance staff and contractors on the requirements of the General Order.	Added table summarizing trainings, including the training of operations and maintenance staff and contractors on the requirements of the General Order	8/2/2025
20	D.4 Operations and Maintenance	Update the SSMP to document training provided to operations and maintenance staff on spill volume estimation methods.	Added table summarizing trainings, including the training provided to operations and maintenance staff on spill volume estimation methods.	8/2/2025
21	D.4 Operations and Maintenance	Update SSMP to document training on electronic CIWQS reporting procedures for all staff entering data into CIWQS (Legally Responsible Officials and Data Submitters).	Added table summarizing trainings, including training on electronic CIWQS reporting procedures for all staff entering data into CIWQS (Legally Responsible Officials and Data Submitters).	8/2/2025
22	D.6 Spill Emergency Response Plan	Update the communication procedures in SERP to include the notification of City Staff, including Superintendent and Manager, and other potentially affected entities.	SERP includes communication procedures for notification of City Staff, including Superintendent and Manager, and other potentially	8/2/2025

## SSMP Revisions Log

ID	SSMP Element	Recommended Corrective Action or Opportunity for Improvement	Description of Change to SSMP	Date Completed
			affected entities.	
23	D.6 Spill Emergency Response Plan	Update the SERP to include training requirements and procedures for LACPW staff on SERP protocols, as well as training requirements for contractors to ensure their staff are properly trained.	SERP includes training requirements and procedures for LACPW staff on SERP protocols, as well as training requirements for contractors to ensure their staff are properly trained.	8/2/2025
24	D.6 Spill Emergency Response Plan	Update to document standard protocols for emergency system operations, traffic and crowd control and other necessary response activities.	SERP includes standard protocols for emergency system operations, traffic and crowd control and other necessary response activities.	8/2/2025
25	D.6 Spill Emergency Response Plan	Update to document standard containment protocols and containment equipment available to crews. Procedure should contain guidance for the decision on when to focus initial effort on containment versus blockage removal.	SERP includes standard containment protocols and containment equipment available to crews.	8/2/2025
26	D.7 Sewer Pipe Blockage Control Program Plan	Update the Plan to describe and reference the FOG program as detailed on Industrial Waste page on the LACPW website, as applicable.	Updated the Plan to describe and reference the FOG program as detailed on Industrial Waste page on the LACPW website, as applicable.	8/2/2025
27	D.7 Sewer Pipe Blockage Control Program Plan	Update the Plan to provide procedures to determine the need for a sewer blockage control program. Provide justification in Plan if it is determined that rags and debris is not needed within the program.	Updated the Plan to provide procedures to determine the need for a sewer blockage control program.	8/2/2025
28	D.7 Sewer Pipe Blockage Control Program Plan	Update the Plan to provide an updated description of LACPW's implementation and scheduling of public outreach initiatives.	Updated the Plan to provide an updated description of LACPW's implementation and scheduling of public outreach initiatives.	8/2/2025
29	D.7 Sewer Pipe Blockage Control Program Plan	Update the Plan to provide a description of the planning and scheduling involved in addressing the disposal of pipe-blocking substances generated within the sanitary service area, including a list of acceptable disposal facilities.	Updated the Plan to provide a description of the planning and scheduling involved in addressing the disposal of pipe-blocking substances generated within the sanitary service area, including a list of acceptable disposal facilities.	8/2/2025
30	D.7 Sewer Pipe Blockage Control Program Plan	Update the Plan to provide maintenance requirements, best management practices requirements, and recordkeeping and reporting requirements.	Updated the Plan to provide maintenance requirements, best management practices requirements, and recordkeeping and reporting requirements.	8/2/2025
31	D.7 Sewer Pipe Blockage Control Program Plan	Update Plan to include a procedure for the implementation of FOG source control measures for the various FOG sources.	Updated Plan to include a procedure for the implementation of FOG source control measures for the various FOG sources.	8/2/2025

## SSMP Revisions Log

ID	SSMP Element	Recommended Corrective Action or Opportunity for Improvement	Description of Change to SSMP	Date Completed
32	D.7 Sewer Pipe Blockage Control Program Plan	Update Plan to identify sections of the sewer collection system that are subject to FOG blockages, including their location and cleaning schedule for each section. It should describe procedures used to identify these sites and how these sections are being tracked.	Updated Plan to identify sections of the sewer collection system that are subject to FOG blockages, including their location and cleaning schedule for each section. It should describe procedures used to identify these sites and how these sections are being tracked.	8/2/2025
33	D.8 System Evaluation, Capacity Assurance and Capital Improvements	Update Plan to describe the prioritization of condition assessments on areas that: (1) hold a high level of environmental consequences if vulnerable to collapse, failure, blockage, capacity issues, or other system deficiencies; (2) are located in or within the vicinity of surface waters, steep terrain, high groundwater elevations, and (3) environmentally sensitive areas; and are within the vicinity of a receiving water with a bacterial-related impairment on the most current Clean Water Act section 303(d) List.	Updated Plan to describe the prioritization of condition assessments on areas that: (1) hold a high level of environmental consequences if vulnerable to collapse, failure, blockage, capacity issues, or other system deficiencies; (2) are located in or within the vicinity of surface waters, steep terrain, high groundwater elevations, and (3) environmentally sensitive areas; and are within the vicinity of a receiving water with a bacterial-related impairment on the most current Clean Water Act section 303(d) List.	8/2/2025
34	D.8 System Evaluation, Capacity Assurance and Capital Improvements	Update Plan to include procedures to utilize observations/evidence of system conditions that may contribute to exiting of sewage from the system which can reasonably be expected to discharge into a water of the State.	Updated Plan to include procedures to utilize observations/evidence of system conditions that may contribute to exiting of sewage from the system which can reasonably be expected to discharge into a water of the State.	8/2/2025
35	D.8 System Evaluation, Capacity Assurance and Capital Improvements	Add description of the documentation and record keeping system used to manage system evaluation and condition assessment inspections and activities	Added description of the documentation and record keeping used to manage system evaluation and condition assessment inspections and activities. Included summary table describing each tool and application.	8/2/2025
36	D.8 System Evaluation, Capacity Assurance and Capital Improvements	Update the Plan to describe how data from existing system condition assessments, system inspections, audits, spill history, and other relevant sources is being used to evaluate system capacity.	Updated the Plan to describe how data from existing system condition assessments, system inspections, audits, spill history, and other relevant sources is being used to evaluate system capacity.	8/2/2025
37	D.8 System Evaluation, Capacity Assurance and Capital Improvements	Update the Plan to describe the actions taken by LACPW to provide necessary redundancy in pumping and storage capacities.	Updated the Plan to describe redundancy of pump stations.	8/2/2025
38	D.8 System Evaluation, Capacity Assurance and Capital Improvements	Update Plan to describe the methods and procedures for capacity assessment that address all the components listed in the reissued order.	Updated Plan to describe the methods and procedures for capacity assessment that address all the components listed in the reissued order.	8/2/2025

## SSMP Revisions Log

ID	SSMP Element	Recommended Corrective Action or Opportunity for Improvement	Description of Change to SSMP	Date Completed
39	D.8 System Evaluation, Capacity Assurance and Capital Improvements	Update the Plan to describe how SMD prioritizes corrective actions based on findings from condition and capacity assessments.	Updated the Plan to describe how SMD prioritizes corrective actions based on findings from condition and capacity assessments.	8/2/2025
40	D.8 System Evaluation, Capacity Assurance and Capital Improvements	Update the Plan to include the most recent capital improvement plan and list of CIP projects with details including completion dates and funding sources.	Updated description of CIP and provided list of current ACO programs.	8/2/2025
41	D.8 System Evaluation, Capacity Assurance and Capital Improvements	Update the Plan to describe the LACPW's joint coordination internally and interagency coordination with other utility agencies.	Updated to describe the DPW's internal joint coordination and interagency coordination.	8/2/2025
42	D.9 Monitoring, Measurement, and Program Modifications	Update to include description of how relevant information will be used to identify and prioritize appropriate Plan activities	Updated to describe how relevant information will be used to identify and prioritize appropriate Plan activities	8/2/2025
43	D.9 Monitoring, Measurement, and Program Modifications	Update Plan to include description on how the monitoring of each of these elements are being documented and provide a schedule or summary table/tracker.	Updated SSMP with monitoring methods and a table summarizing the elements being documented and tracked.	8/2/2025
44	D.10 SSMP Audits	Update the SSMP audit schedule to reflect audit requirements from the 2022 General Order.	Updated the SSMP audit schedule to reflect 2022 General Order requirements.	8/2/2025
45	D.11 Communication Program	Update the Plan with the communication procedure to notify the public of spills and discharges that result in public area closures or that enter a source of drinking water.	Updated the plan with communication procedures to notify the public of spills or discharges that result in closure of public areas or that enter a drinking source.	8/2/2025
46	D.11 Communication Program	Update the Plan to include procedures for communicating to provide opportunities for public input to Plan implementation and updates of the SSMP.	Updated the plan to include procedures for general communication with public on SSMP. Included link to survey form for public input.	8/2/2025
47	D.11 Communication Program	Update the SSMP to include procedures for communicating with owners/operators that connect to the Sewer Maintenance District's collection systems for system related operation, maintenance, and capital improvement-related activities.	Updated the SSMP to include procedures to communicate with owners/operator and contracting agencies.	8/2/2025

# Appendix K – Not Used

*Reserved for future attachments associated with SSMP Element 11 – Communication Program.*